

LIGHTWEIGHT STEEL FRAMING

MEMBER SELECTION TABLES (METRIC)



QUALITY. VALUE. CUSTOMIZED SOLUTIONS



CSSBI Certificate: Q108356

OUR PRODUCTS

- ✓ NON LOAD BEARING STEEL STUDS (Light Gauge)
- ✓ RESILIENT CHANNEL
- ✓ LOAD BEARING STUD FRAMING SYSTEM (Heavy Gauge)
- ✓ BRIDGING / CARRYING CHANNEL
- ✓ STANDARD TRACK PRODUCTS
- ✓ L TRIM
- ✓ SLOTTED DEFLECTION TRACK
- ✓ FLAT STRIPS
- ✓ DEEP TRACK
- ✓ L - TRACK
- ✓ Z-BAR
- ✓ 90° / 130° CORNER BEAD
- ✓ U-FLEX TRACK
- ✓ J TRIM
- ✓ FURRING CHANNEL
- ✓ SPECIAL PROFILES

DASS TECHNICAL DESIGN AND ENGINEERING STANDARDS

Dass metal products exceed all design and engineering criteria for structural performance, stc and ulc fire classifications.

Dass metal provides technical assistance and design capabilities to meet the requirements of any projects.

All dass products are designed and engineered to exceed the requisite's standard codes.

ASTM C645 Profiles, Steel thickness, and Dimensions

ASTM 1003 Grade of Steel

ASTM A653 Zinc coated galvanized sheet

ASTM A792 Aluminum zinc coated steel sheet

ASTM C754 Installation

ASTM C1047 Trims and Accessories

LIGHTWEIGHT STEEL FRAMING MEMBER SELECTION TABLES (Metric)

**58M-2018
June 2018**

Prepared for:
CANADIAN SHEET STEEL BUILDING INSTITUTE

Prepared by:
Prof. R.M. Schuster, P.Eng.
Distinguished Professor Emeritus, University of Waterloo

Copyright © June 2018

All rights reserved. This publication, nor any part thereof, may be reproduced in any form without the written permission of the publisher.

PREFACE

The material presented has been prepared for the general information of the reader. While the material is believed to be technically correct and in accordance with recognized good practice at the time of publication it should not be used without first securing competent advice with respect to its suitability for any specific application. Neither the *Canadian Sheet Steel Building Institute*, its Members, nor Prof. Schuster warrant or assume any liability for the suitability of the material for any general or particular application.

Dass Metal Products is a wholly owned Canadian family business specializing in the construction and development industry for over 30 years. It operates its metal products facility at 370 New Enterprise Way, Vaughan, ON L4H 0Z3, with over 100,000 square foot of manufacturing area.

It manufactures a complete line of engineered interior and exterior metal studs, tracks and accessories for drywall framing. We are trusted for best accuracy on the length, high quality studs and competitive low prices. Dass Metal Products can customize products to specific lengths, sizes and gauges based on your needs.



TABLE OF CONTENTS

General Notes

Introduction	4
Product Designator	4
Manufacturer Certification and Product Marking	4
Section Geometries	5
Section Properties	6
Symbols	7
Design Examples	8

Section Properties

Stud Section Properties	12
Joist Section Properties	14
Track Section Properties	16
Curtain Wall Limiting Height Tables – Single and Double Spans	19
Combined Axial and Lateral Load Tables	36
Floor Joist Load Tables	69
Header Load Tables	78
Web Crippling Data	83
S-Section Ceiling Span Tables	86
U-Channel Section Properties	87
U-Channel Ceiling Span Tables	88
Furring Channel Section Properties	89
Furring Channel Ceiling Span Tables	90

GENERAL NOTES

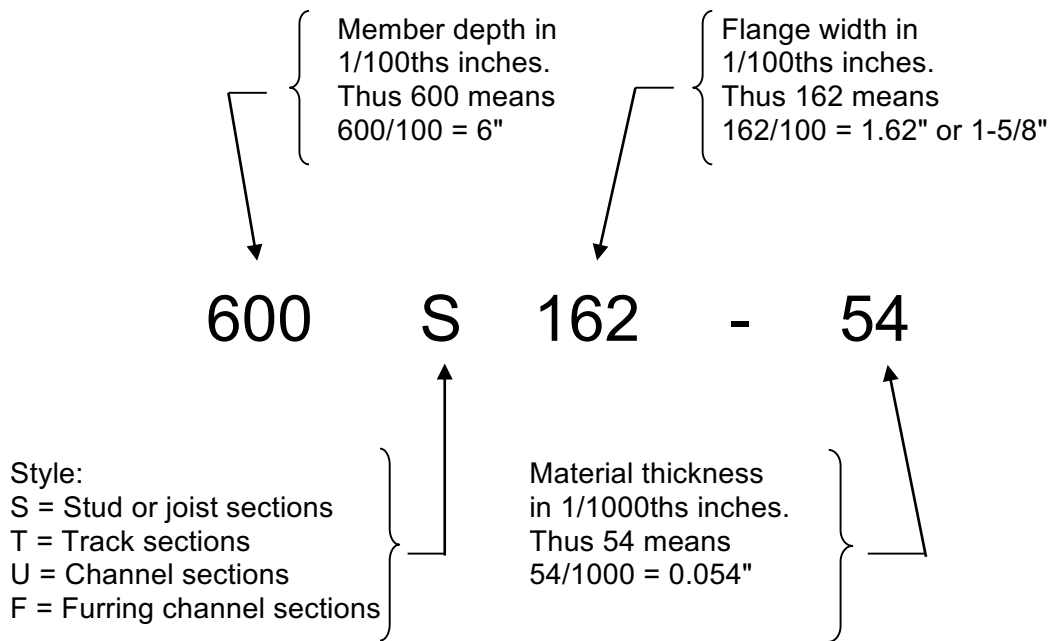
1. INTRODUCTION

The technical data in this publication is intended as an aid to the design professional and should not be used to replace the judgement of a qualified Engineer or Architect.

2. PRODUCT DESIGNATOR

Lightweight steel framing manufacturers in Canada use a common designator method for identifying their products. The designator is a four-part code that identifies depth, flange width, member type and material thickness. This designator (based on Imperial units) is used for both SI metric and Imperial units.

Example: 600S162-54



3. MANUFACTURER CERTIFICATION AND PRODUCT MARKING

3.1 Lightweight steel framing manufacturers who are members of the CSSBI and adhere to the CSSBI Manufacturer Certification Requirements for Cold Formed Steel Framing Members are the only companies that have authorization from the CSSBI to utilize these tables.

Under the *CSSBI Manufacturer Certification Program*, a participating manufacturer certifies that the designated structural and non-structural cold formed steel (CFS) framing members

DASS METAL PRODUCTS: LIGHT WEIGHT STEEL FRAMING MEMBER SELECTION TABLES (METRIC)

it produces meet or exceed the relevant ASTM International (ASTM), Canadian Standards Association (CSA) and American Iron and Steel Institute (AISI) standard requirements. The manufacturer's products are validated through an independent 3rd party review of the products and production practices, by appropriate testing and inspection.

3.2 Marking:

Individual products shall have a legible label, stencil, or embossment on the member with the following minimum information:

- (a) Initials "CSSBI";
- (b) Manufacturer's identification (2 or 3 letters);
- (c) Designation steel thickness (in mils) exclusive of protective coatings; and,
- (d) A reference number identifying the source coil.

Example: "CSSBI-XYZ-33 ABCD" would be a 33 mil thick product manufactured by XYZ company who is a CSSBI Manufacturer Member from a coil that can be traced through the reference number "ABCD".

Additional information may also be included at the discretion of the manufacturer.

4. SECTION GEOMETRIES

4.1 Section geometries are identified by the product designator method described in Section 2.

4.2 Stud, joist, track and bridging channel members shall be cold formed to shape from sheet steel with a minimum base steel thickness and inside bend radius as follows:

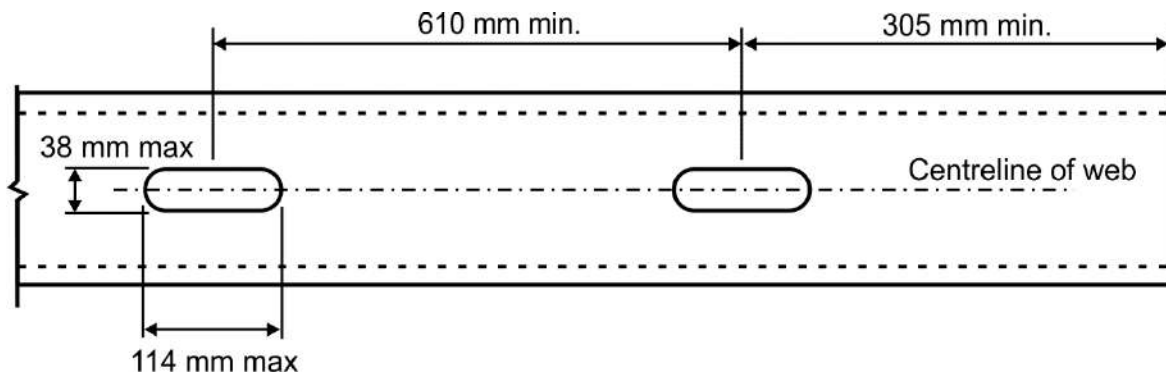
Designation Thickness (mil)	Minimum Base Steel Thickness (mm)	Base Steel Design Thickness (mm)	Inside Bend Radius (mm)
18	0.455	0.478	2.141
33	0.836	0.879	1.941
43	1.087	1.146	1.808
54	1.367	1.438	2.156
68	1.720	1.811	2.715
97	2.454	2.583	3.874

4.3 Stud and joist lip lengths are as follows:

Section	Flange Width (mm)	Lip Length (mm)
S125	31.8	4.76
S162	41.3	12.7
S200	50.8	15.9
S250	63.5	15.9
S300	76.2	15.9

5. SECTION PROPERTIES

- 5.1 Structural properties are based on Limit States Design (LSD) of the CSA Standard S136-16, *North American Specification for the Design of Cold-Formed Steel Structural Members*, 2016 edition (S136-16).
- 5.2 Steel shall conform to the requirements of S136-16, AISI S220-15 *North American Standard for Cold-Formed Steel Framing - Nonstructural Members* and AISI S240-15 *North American Standard for Cold-Formed Steel Structural Framing*. Products with a design thicknesses less than or equal to 1.146 mm shall have a minimum yield strength of 230 MPa and products with a design thicknesses equal to or greater than 1.438 mm shall have a minimum yield strength of 345 MPa.
- 5.3 Section properties are computed for the base steel design thicknesses (exclusive of coating) shown in the tables.
- 5.4 When provided, factory punchouts shall be located along the centreline of the webs of the members and shall have a minimum centre-to-centre spacing of 610 mm. Punchouts for members greater than 64 mm deep are a maximum of 38 mm wide by 114 mm in length. Any configuration or combination of holes that fit within the punchout width and length limitations stated above shall be permitted; other punchout configurations and locations not in compliance with the stated limitations must be approved by a design professional.



- 5.5 Increase in yield strength from cold work of forming has been included whenever applicable.
- 5.6 The effective moment of inertia for deflection, I_{xd} , is based on local buckling at an assumed specified live load stress of $0.6F_y$. This moment of inertia is only appropriate for checking serviceability limit states.

6. SYMBOLS

Gross Properties

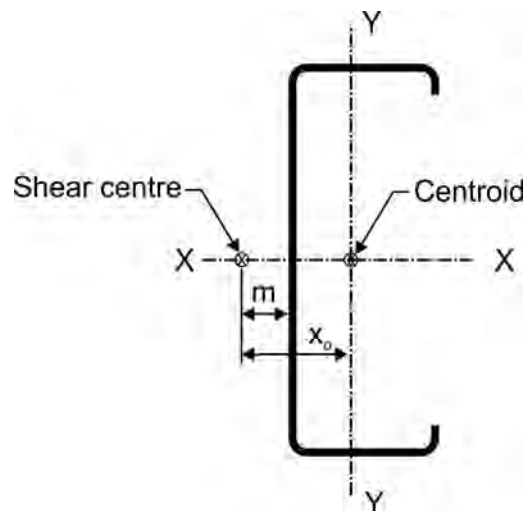
I_x	Moment of inertia about x-axis
I_y	Moment of inertia about y-axis
r_x	Radius of gyration about x-axis
r_y	Radius of gyration about y-axis
V_{rg}	Factored shear resistance along y-axis of unperforated section

Effective Properties

I_{xd}	Moment of inertia about x-axis for deflection calculations
M_{rx}	Factored moment resistance for track, U-channel and furring channel sections based on local buckling
M_{rxDB}	Factored moment resistance about x-axis based on distortional buckling, assuming $K_\phi = 0$
M_{rxLB}	Factored moment resistance about x-axis based on local buckling
M_{ryDB}	Factored moment resistance about y-axis based on distortional buckling with lip in compression
M_{ryLB}	Factored moment resistance about y-axis based on local buckling with web/lip in compression
S_{xe}	Effective section modulus about x-axis
V_m	Factored shear resistance along y-axis of perforated section

Torsional and other Properties

β	$1 - (x_o/r_o)^2$
C_w	Torsional warping constant
J	Saint-Venant torsion constant.
L_u	Limiting unbraced length below which lateral-torsional buckling is not considered
m	Distance from shear centre to mid-plane of web
r_o	Polar radius of gyration about shear centre
x_o	Distance from shear centre to centroid along principle x-axis



Web Depth to Thickness Ratio (h/t)

Designation Thickness (mil)	18		33		43		54		68		97	
Base Design Thickness (mm)	0.478		0.879		1.146		1.438		1.811		2.583	
Section Depth (mm)	h(mm)	h/t	h(mm)	h/t	h(mm)	h/t	h(mm)	h/t	h(mm)	h/t	h(mm)	h/t
41.3	36.1	75.5										
63.5	58.2	122										
92.1	86.9	182	86.4	98.3	86.1	75.2	84.8	59.0	83.1	45.8	79.2	30.6
102	96.3	202 ¹	96.0	109	95.8	83.5	94.5	65.7	92.5	51.1	88.6	34.3
152	147	*	147	167	147	128	145	101	143	79.2	139	54.0
203			198	225 ¹	197	172	196	136	194	107	190	73.7
254			248	*	248	217 ¹	247	172	245	135	241	93.3
305			299	*	299	*	298	207 ¹	296	163	292	113
356			350	*	350	*	348	242 ¹	346	191	343	133

¹ h/t exceeds 200; * h/t exceeds 260

7. DESIGN EXAMPLES

7.1 LOAD BEARING WALL STUDS – Concentric load only

Given:

Specified (unfactored) Loads: Axial live load (L) = 20.5 kN/stud
 Axial dead load (D) = 9.0 kN/stud

Stud height = 4.4 m
 Stud spacing = 406 mm o.c.
 Assume studs are braced by bridging only
Select a stud section

Solution:

Factored load combination = 1.25D + 1.5L
 $C_f = 1.25(9.0) + 1.5(20.5) = 42.0 \text{ kN/stud}$

Try 600S162-68 studs at 406 mm o.c.

From Combined Axial and Lateral Load table, the limiting factored compressive resistance for 0 kPa factored lateral load

$C_r = 45.5 \text{ kN/stud}$

Since $C_r = 45.5 \text{ kN/stud} > C_f = 42.0 \text{ kN/stud}$ **∴ OK**

Conclusion:

Use **600S162-68** section spaced at 406 mm o.c. with 3 bridging lines arranged so that the maximum spacing does not exceed 1.22 m o.c.

Solution:

Try 600S162-43 studs at 610 mm o.c.

From Single Span Curtain Wall Limiting Heights table under 1.5 kPa specified wind load, the limiting stud height is 3.7 m

Since $3.7\text{ m} > 3.5\text{ m}$ ∴ OK

Conclusion:

Use **600S162-43** section spaced at 610 mm o.c. Web stiffeners are not required.

7.5 CURTAIN WALL – Double span

Given:

Specified (unfactored) wind load = 2.5 kPa

Stud height = 3 m

Stud spacing = 610 mm o.c.

Deflection limit = L/360

Select a stud section

Solution:

Try 800S162-43 studs at 610 mm o.c.

From Double Span Curtain Wall Limiting Heights table under 2.5 kPa specified wind load, the limiting stud height is 3.1a m

Since $3.1\text{ m} > 3\text{ m}$ ∴ OK

Conclusion:

Use **800S162-43** section spaced at 610 mm o.c. Web stiffeners are required at end and interior supports.

7.6 USE OF WEB CRIPPLING DATA TABLE – Single Web Member

Given:

Single web C-section

Depth = 203 mm

Designation thickness = 54 mil; Base Design Thickness, $t = 1.438\text{ mm}$

Bearing length, $N = 75\text{ mm}$

Determine the factored end-one-flange (EOF) web crippling resistance.

Solution:

From the Factored Web Crippling Data table for Single Web Members

$P_{e01} = 1.36\text{ kN}$; $P_{e02} = 0.48\text{ kN}$

$$P_{rEOF} = P_{e01} + P_{e02} \sqrt{\frac{N}{t}} = 1.36 + 0.48 \sqrt{\frac{75}{1.438}} = \underline{4.83\text{ kN}}$$

Conclusion:

The factored end-one-flange (EOF) web crippling resistance, $P_{rEOF} = \underline{4.83\text{ kN}}$

Stud Section Properties

Table Notes

- 1 Inside bend radius values are shown in the General Notes.
- 2 Gross section properties are based on the full-unreduced cross section of the stud sections, away from the punchouts.
- 3 The factored moment resistance for design is based on the lesser of local and distortional buckling. Distortional buckling is based on an assumed rotational stiffness of $K_{\phi} = 0$.

Stud Designation	Lip (mm)	Base Design Thickness (mm)	F _y (MPa)	GROSS									PERFORATED EFFECTIVE						TORSIONAL						
				Mass (Kg/m)	Area (E+03) (mm ²)	I _x (E+06) (mm ⁴)	r _x (mm)	I _y (E+06) (mm ⁴)	r _y (mm)	V _{rg} (kN)	I _{xd} (E+06) (mm ⁴)	S _{xe} (E+03) (mm ³)	M _{rxLB} (kN-m)	M _{rxDB} (kN-m)	V _m (kN)	M _{ryLB web comp.} (kN-m)	M _{ryLB lip comp.} (kN-m)	M _{ryDB lip comp.} (kN-m)	J (mm ⁴)	C _w (E+06) (mm ⁶)	x _o (mm)	m (mm)	r _o (mm)	β	L _u (mm)
162S125-18	4.78	0.478	230	0.406	0.0517	0.0157	17.4	0.00666	11.4	1.72	0.0137	0.503	0.103	0.0977	0.565	0.0591	0.0601	0.0501	3.93	2.47	26.1	15.1	33.4	0.388	737
162S125-33	4.78	0.879	230	0.737	0.0937	0.0279	17.2	0.0117	11.2	3.42	0.0275	1.13	0.232	0.216	0.596	0.105	0.105	0.112	24.1	4.21	25.7	14.8	32.9	0.391	742
250S125-18	4.78	0.478	230	0.490	0.0623	0.0413	25.8	0.00774	11.2	1.46	0.0366	0.973	0.199	0.156	1.11	0.0608	0.0675	0.0516	4.74	6.27	23.0	13.8	36.2	0.599	734
250S125-33	4.78	0.879	230	0.890	0.113	0.0740	25.6	0.0136	10.9	5.55	0.0728	2.05	0.421	0.357	2.27	0.116	0.118	0.116	29.2	10.8	22.5	13.5	35.8	0.605	732
250S125-43	4.78	1.146	230	1.15	0.146	0.0948	25.5	0.0172	10.8	7.21	0.0938	2.89	0.592	0.507	2.25	0.149	0.149	0.158	64.1	13.5	22.2	13.3	35.5	0.608	732
362S125-18	4.78	0.478	230	0.597	0.0760	0.0973	35.8	0.00870	10.7	0.983	0.0873	1.22	0.251	0.234	0.930	0.0610	0.0694	0.0537	5.77	14.5	20.0	12.4	42.3	0.778	732
362S125-33	4.78	0.879	230	1.09	0.138	0.175	35.6	0.0152	10.5	5.82	0.172	2.98	0.610	0.552	2.97	0.117	0.122	0.122	35.6	25.2	19.5	12.2	41.9	0.783	724
362S125-43	4.78	1.146	230	1.41	0.179	0.225	35.4	0.0193	10.4	9.89	0.223	4.40	0.901	0.797	3.84	0.152	0.154	0.165	78.4	31.6	19.3	12.0	41.6	0.786	721
362S125-54	4.78	1.438	345	1.74	0.222	0.275	35.2	0.0230	10.2	19.2	0.273	5.26	1.63	1.41	5.78	0.275	0.277	0.297	153	38.1	18.9	11.8	41.2	0.790	579
362S162-33	12.7	0.879	230	1.33	0.169	0.229	36.8	0.0413	15.6	5.82	0.229	4.39	0.898	0.880	2.97	0.269	0.286	0.298	43.5	79.7	33.2	20.0	52.0	0.592	1082
362S162-43	12.7	1.146	230	1.72	0.219	0.296	36.7	0.0528	15.5	9.89	0.296	6.10	1.25	1.23	3.84	0.354	0.365	0.391	95.9	101	32.9	19.9	51.7	0.594	1080
362S162-54	12.7	1.438	345	2.14	0.272	0.363	36.5	0.0642	15.3	19.2	0.363	7.26	2.25	2.18	5.78	0.653	0.671	0.720	188	123	32.6	19.7	51.3	0.597	874
362S162-68	12.7	1.811	345	2.65	0.338	0.445	36.3	0.0774	15.1	24.9	0.445	9.41	2.92	2.87	5.72	0.804	0.806	0.867	369	148	32.1	19.4	50.8	0.600	874
362S162-97	12.7	2.583	345	3.67	0.467	0.597	35.8	0.100	14.7	33.8	0.597	12.7	4.68*	4.68	4.98	1.04	1.04	1.12	1039	194	31.1	18.9	49.6	0.606	800
362S200-33	15.9	0.879	230	1.50	0.191	0.270	37.5	0.0736	19.6	5.82	0.265	4.82	0.986	1.01	2.97	0.405	0.416	0.428	49.3	155	44.2	26.2	61.2	0.478	1359
362S200-43	15.9	1.146	230	1.95	0.248	0.348	37.4	0.0944	19.5	9.89	0.348	6.99	1.43	1.42	3.84	0.535	0.556	0.597	109	197	43.9	26.0	60.9	0.480	1359
362S200-54	15.9	1.438	345	2.42	0.309	0.429	37.3	0.115	19.3	19.2	0.429	8.01	2.49	2.51	5.78	0.994	1.03	1.06	213	240	43.6	25.8	60.5	0.482	1100
362S200-68	15.9	1.811	345	3.01	0.384	0.527	37.0	0.140	19.1	24.9	0.527	10.9	3.39	3.33	5.72	1.24	1.25	1.34	420	292	43.1	25.6	59.9	0.484	1100
362S200-97	15.9	2.583	345	4.18	0.533	0.713	36.6	0.186	18.7	33.8	0.712	15.2	5.43*	5.45	4.98	1.63	1.63	1.77	1185	387	42.1	25.0	58.8	0.487	1026
362S250-33	15.9	0.879	230	1.68	0.214	0.316	38.5	0.125	24.2	5.82	0.298	5.16	1.06	1.08	2.97	0.557	0.576	0.529	55.0	259	56.2	32.6	72.2	0.395	1628
362S250-43	15.9	1.146	230	2.18	0.277	0.408	38.4	0.160	24.0	9.89	0.405	7.36	1.51	1.54	3.84	0.738	0.768	0.749	121	330	55.9	32.4	71.9	0.396	1628
362S250-54	15.9	1.438	345	2.71	0.345	0.504	38.2	0.197	23.9	19.2	0.483	8.42	2.61	2.69	5.78	1.38	1.43	1.32	238	404	55.5	32.2	71.5	0.397	1318
362S250-68	15.9	1.811	345	3.37	0.430	0.620	38.0	0.240	23.6	24.9	0.614	11.3	3.50	3.59	5.72	1.72	1.74	1.76	470	493	55.0	32.0	70.9	0.398	1321
362S250-97	15.9	2.583	345	4.70	0.598	0.844	37.6	0.322	23.2	33.8	0.844	17.1	5.98*	5.50	4.98	2.30	2.30	2.52	1331	658	54.0	31.5	69.7	0.401	1252
362S300-33	15.9	0.879	230	1.85	0.236	0.363	39.2	0.193	28.6	5.82	0.325	5.37	1.10	1.13	2.97	0.728	0.756	0.626	60.8	397	68.2	39.0	83.7	0.336	1885
362S300-43	15.9	1.146	230	2.41	0.307	0.468	39.1	0.248	28.4	9.89	0.441	7.52	1.54	1.62	3.84	0.966	1.01	0.894	134	507	67.9	38.9	83.4	0.336	1887
362S300-54	15.9	1.438	345	3.00	0.382	0.579	38.9	0.305	28.3	19.2	0.525	8.66	2.69	2.82	5.78	1.81	1.87	1.57	263	622	67.5	38.7	82.9	0.337	1529
362S300-68	15.9	1.811	345	3.74	0.476	0.714	38.7	0.375	28.1	24.9	0.675	11.7	3.64	3.81	5.72	2.27	2.29	2.12	520	761	67.1	38.4	82.4	0.337	1532
362S300-97	15.9	2.583	345	5.21	0.664	0.975	38.3	0.505	27.6	33.8	0.960	18.8	5.84	5.91	4.98	3.07	3.07	3.27	1477	1021	66.0	37.9	81.2	0.338	1544
400S125-18	4.78	0.478	230	0.632	0.081	0.123	39.0	0.00891	10.5	0.885	0.110	1.36	0.278	0.261	0.885	0.061	0.0710	0.0543	6.12	18.1	19.2	12.1	44.7	0.817	729
400S125-33	4.78	0.879	230	1.15	0.147	0.221	38.8	0.0157	10.3	5.54	0.217	3.32	0.681	0.619	3.38	0.118	0.125	0.123	37.8	31.6	18.7	11.8	44.3	0.821	721
400S125-43	4.78	1.146	230	1.49	0.190	0.284	38.7	0.0198	10.2	9.89	0.281	4.94	1.01	0.897	4.61	0.154	0.158	0.166	83.2	39.7	18.5	11.7	44.0	0.824	716
400S125-54	4.78	1.438	345	1.85	0.236	0.348	38.4	0.0236	10.0	19.2	0.344	5.91	1.83	1.59	6.96	0.278	0.284	0.301	162	47.9	18.1	11.5	43.6	0.828	577
400S162-33	12.7	0.879	230	1.39	0.177	0.288	40.3	0.0427	15.5	5.54	0.288	4.89	1.00	0.984	3.38	0.270	0.293	0.302	45.7	97.4	32.1	19.5	53.8	0.644	1074
400S162-43	12.7	1.146	230	1.81	0.230	0.371	40.2	0.0546	15.4	9.89	0.371	6.83	1.40	1.39	4.61	0.356	0.374	0.395	101	123	31.8	19.3	53.5	0.647	1069
400S162-54	12.7	1.438	345	2.24	0.286	0.457	40.0	0.0663	15.2	19.2	0.457	8.15	2.53	2.45	6.96	0.658	0.687	0.728	197	150	31.4	19.2	53.1	0.649	864
400S162-68	12.7	1.811	345	2.79	0.355	0.560	39.7	0.0800	15.0	27.7	0.560	10.6	3.30	3.24	7.72	0.815	0.825	0.877	388	182	31.0	18.9	52.6	0.653	864
400S162-97	12.7	2.583	345	3.86	0.492	0.755	39.2	0.104	14.5	37.9	0.755	14.6	5.38*	5.38	6.87	1.06	1.06	1.14	1094	239	30.0	18.4	51.5	0.660	790
400S200-33	15.9	0.879	230	1.57	0.200	0.338	41.1	0.0762	19.5	5.54	0.332	5.38	1.10	1.13	3.38	0.406	0.426	0.432	51.4	187	42.9	25.6	62.5	0.530	1349
400S200-43	15.9	1.146	230	2.03	0.259	0.436	41.0	0.0977	19.4	9.89	0.436	7.83	1.60	1.59	4.61	0.539	0.569	0.601	113	238	42.6	25.4	62.2	0.532	1346
400S200-54	15.9	1.438	345	2.53	0.322	0.538	40.8	0.120	19.3	19.2	0.538	8.98	2.79	2.81	6.96	1.00	1.05	1.07	222	291	42.2	25.2	61.8	0.534	1090
400S200-68	15.9	1.811	345	3.15	0.401	0.662	40.6	0.145	19.1	27.7	0.661	12.3	3.81	3.74	7.72	1.25	1.28	1.37	439	354	41.7	25.0	61.3	0.536	1090
400S200-97	15.9	2.583	345	4.37	0.557	0.897	40.1	0.193	18.6	37.9	0.897	17.4	6.23*	6.23	6.87	1.68	1.68	1.80	1240	470	40.8	24.5	60.1	0.541	1013
400S250-33	15.9	0.879	230	1.74	0.222	0.395	42.2	0.129	24.1	5.54	0.372	5.76	1.18	1.20	3.38	0.559	0.591	0.532	57.2	313	54.6	32.0	73.1	0.441	1618
400S250-43	15.9	1.146	230	2.26	0.288	0.509	42.0	0.166	24.0	9.89	0.506	8.23	1.69	1.71	4.61	0.743	0.787	0.752	126	399	54.3	31.8	72.8	0.443	1615
400S250-54	15.9	1.438	345	2.82	0.359	0.629	41.9	0.204	23.8	19.2	0.603	9.43	2.93	2.99	6.96	1.39	1.46	1.33	247	489	53.9	31.6	72.3	0.444	

Stud Designation	Lip (mm)	Base Design Thickness (mm)	F _y (MPa)	GROSS							PERFORATED EFFECTIVE									TORSIONAL						L _u (mm)
				Mass (Kg/m)	Area (E+03) (mm ²)	I _x (E+06) (mm ⁴)	r _x (mm)	I _y (E+06) (mm ⁴)	r _y (mm)	V _g (kN)	I _{xd} (E+06) (mm ⁴)	S _{xe} (E+03) (mm ³)	M _{rxLB} (kN-m)	M _{rxDB} (kN-m)	V _m (kN)	M _{ryLB} web comp. (kN-m)	M _{ryLB} lip comp. (kN-m)	M _{ryDB} lip comp. (kN-m)	J (mm ⁴)	C _w (E+06) (mm ⁶)	x _o (mm)	m (mm)	r _o (mm)	β		
600S125-33	4.78	0.879	230	1.50	0.191	0.587	55.4	0.0173	9.53	3.63	0.560	6.05	1.24	0.972	3.63	0.120	0.133	0.128	49.3	80.6	15.4	10.1	58.3	0.930	699	
600S125-43	4.78	1.146	230	1.95	0.248	0.756	55.2	0.0219	9.40	8.04	0.747	9.08	1.86	1.43	7.05	0.157	0.168	0.173	109	102	15.2	9.98	58.0	0.931	693	
600S125-54	4.78	1.438	345	2.42	0.309	0.931	54.9	0.0261	9.19	16.0	0.922	11.0	3.42	2.59	11.1	0.285	0.304	0.312	213	123	14.9	9.80	57.6	0.933	556	
600S162-33	12.7	0.879	230	1.74	0.222	0.746	58.0	0.0484	14.8	3.63	0.746	9.46	1.94	1.55	3.63	0.273	0.313	0.322	57.2	231	27.2	17.2	65.7	0.828	1044	
600S162-43	12.7	1.146	230	2.26	0.288	0.964	57.8	0.0618	14.6	8.04	0.964	12.6	2.84*	2.20	7.05	0.362	0.400	0.411	126	294	27.0	17.0	65.5	0.830	988	
600S162-54	12.7	1.438	345	2.82	0.359	1.19	57.6	0.0751	14.5	16.0	1.19	15.0	5.15*	3.91	11.1	0.670	0.737	0.757	247	359	26.6	16.8	65.1	0.833	795	
600S162-68	12.7	1.811	345	3.51	0.447	1.47	57.3	0.0907	14.2	30.4	1.47	19.1	6.70*	5.28	16.4	0.836	0.889	0.914	489	437	26.2	16.6	64.6	0.835	782	
600S162-97	12.7	2.583	345	4.89	0.623	2.00	56.6	0.118	13.8	59.6	2.00	26.2	9.64*	8.07	21.7	1.13	1.15	1.19	1385	578	25.3	16.2	63.5	0.841	754	
600S200-33	15.9	0.879	230	1.92	0.244	0.864	59.4	0.087	18.9	3.63	0.850	10.2	2.08	1.77	3.63	0.410	0.459	0.449	62.9	428	37.0	22.9	72.5	0.740	1311	
600S200-43	15.9	1.146	230	2.49	0.317	1.12	59.3	0.112	18.8	8.04	1.12	14.3	2.93	2.52	7.05	0.547	0.613	0.626	139	546	36.7	22.7	72.2	0.742	1306	
600S200-54	15.9	1.438	345	3.10	0.395	1.38	59.1	0.137	18.6	16.0	1.38	16.6	5.16	4.46	11.1	1.02	1.14	1.12	272	669	36.4	22.5	71.9	0.744	1054	
600S200-68	15.9	1.811	345	3.87	0.493	1.71	58.8	0.166	18.4	30.4	1.71	21.6	7.42*	6.02	16.4	1.28	1.38	1.42	539	818	35.9	22.3	71.3	0.746	998	
600S200-97	15.9	2.583	345	5.40	0.689	2.34	58.2	0.221	17.9	59.6	2.34	30.7	11.0*	9.33	21.7	1.78	1.83	1.89	1531	1096	35.0	21.8	70.3	0.752	973	
600S250-33	15.9	0.879	230	2.09	0.267	0.992	61.0	0.148	23.6	3.63	0.941	10.6	2.18	1.85	3.63	0.565	0.641	0.547	68.7	716	47.9	29.0	81.1	0.651	1588	
600S250-43	15.9	1.146	230	2.72	0.347	1.28	60.9	0.191	23.4	8.04	1.27	15.0	3.08	2.67	7.05	0.754	0.854	0.776	152	916	47.6	28.9	80.7	0.652	1582	
600S250-54	15.9	1.438	345	3.39	0.432	1.59	60.7	0.234	23.3	16.0	1.52	17.5	5.43	4.69	11.1	1.41	1.59	1.38	298	1126	47.2	28.7	80.3	0.654	1280	
600S250-68	15.9	1.811	345	4.23	0.539	1.97	60.4	0.286	23.1	30.4	1.94	22.7	7.04	6.36	16.4	1.79	1.94	1.84	589	1382	46.8	28.4	79.8	0.657	1278	
600S250-97	15.9	2.583	345	5.92	0.754	2.70	59.9	0.384	22.6	59.6	2.70	33.8	11.8*	10.0	21.7	2.51	2.59	2.69	1677	1865	45.8	27.9	78.7	0.661	1199	
600S300-33	15.9	0.879	230	2.27	0.289	1.12	62.3	0.230	28.2	3.63	1.02	10.9	2.22	1.90	3.63	0.738	0.845	0.641	74.4	1097	59.1	35.2	90.3	0.572	1854	
600S300-43	15.9	1.146	230	2.95	0.376	1.45	62.1	0.296	28.1	8.04	1.37	15.5	3.17	2.76	7.05	0.986	1.12	0.919	164	1406	58.8	35.1	90.0	0.574	1849	
600S300-54	15.9	1.438	345	3.68	0.468	1.80	62.0	0.364	27.9	16.0	1.64	18.1	5.62	4.85	11.1	1.85	2.10	1.62	323	1733	58.4	34.8	89.6	0.575	1499	
600S300-68	15.9	1.811	345	4.59	0.585	2.23	61.7	0.448	27.7	30.4	2.11	23.7	7.35	6.61	16.4	2.35	2.57	2.19	640	2131	57.9	34.6	89.1	0.577	1496	
600S300-97	15.9	2.583	345	6.43	0.820	3.07	61.2	0.605	27.2	59.6	3.02	36.8	11.4	10.5	21.7	3.34	3.46	3.42	1823	2894	56.9	34.1	87.9	0.581	1494	
800S162-43	12.7	1.146	230	2.72	0.347	1.93	74.6	0.067	13.9	5.97	1.87	16.7	3.42	2.99	5.97	0.364	0.414	0.420	152	557	23.5	15.3	79.5	0.912	1011	
800S162-54	12.7	1.438	345	3.39	0.432	2.39	74.3	0.081	13.7	11.9	2.32	20.1	6.24	5.32	11.9	0.675	0.763	0.774	298	682	23.2	15.1	79.1	0.914	815	
800S162-68	12.7	1.811	345	4.23	0.539	2.95	74.0	0.098	13.5	24.0	2.93	27.3	8.46	7.29	19.1	0.843	0.920	0.934	589	831	22.8	14.9	78.6	0.916	808	
800S162-97	12.7	2.583	345	5.92	0.754	4.04	73.2	0.127	13.0	61.9	4.04	39.8	12.3	11.6	33.8	1.15	1.19	1.22	1677	1105	22.0	14.4	77.5	0.920	795	
800S200-43	15.9	1.146	230	2.95	0.376	2.21	76.7	0.121	18.0	5.97	2.21	21.2	4.33	3.45	5.97	0.550	0.636	0.646	164	1020	32.4	20.6	85.2	0.855	1278	
800S200-54	15.9	1.438	345	3.68	0.468	2.74	76.4	0.149	17.8	11.9	2.74	24.5	7.61	6.11	11.9	1.02	1.18	1.15	323	1252	32.1	20.4	84.8	0.856	1031	
800S200-68	15.9	1.811	345	4.59	0.585	3.39	76.1	0.181	17.6	24.0	3.39	32.2	11.1*	8.34	19.1	1.29	1.44	1.46	640	1534	31.7	20.2	84.3	0.859	975	
800S200-97	15.9	2.583	345	6.43	0.820	4.66	75.4	0.240	17.1	61.9	4.66	45.9	16.4*	13.2	33.8	1.80	1.90	1.93	1823	2063	30.8	19.7	83.3	0.863	945	
800S250-43	15.9	1.146	230	3.18	0.405	2.50	78.7	0.208	22.7	5.97	2.49	21.5	4.40	3.63	5.97	0.758	0.890	0.801	177	1712	42.5	26.5	92.3	0.787	1562	
800S250-54	15.9	1.438	345	3.96	0.505	3.11	78.5	0.256	22.5	11.9	2.98	25.0	7.75	6.41	11.9	1.42	1.66	1.42	348	2108	42.2	26.3	91.9	0.789	1262	
800S250-68	15.9	1.811	345	4.95	0.631	3.86	78.2	0.313	22.3	24.0	3.80	33.7	10.5	8.78	19.1	1.80	2.03	1.90	690	2592	41.8	26.1	91.4	0.791	1257	
800S250-97	15.9	2.583	345	6.95	0.885	5.32	77.5	0.420	21.8	61.9	5.32	50.0	17.4*	14.1	33.8	2.55	2.71	2.77	1969	3515	40.8	25.6	90.3	0.796	1176	
800S300-43	15.9	1.146	230	3.40	0.434	2.80	80.4	0.324	27.3	5.97	2.66	21.5	4.40	3.73	5.97	0.991	1.18	0.941	190	2628	53.0	32.5	100	0.719	1836	
800S300-54	15.9	1.438	345	4.25	0.541	3.48	80.2	0.399	27.2	11.9	3.19	25.1	7.80	6.59	11.9	1.86	2.20	1.66	373	3243	52.7	32.3	99.7	0.721	1486	
800S300-68	15.9	1.811	345	5.31	0.677	4.32	79.9	0.491	26.9	24.0	4.10	35.1	10.9	9.07	19.1	2.37	2.70	2.26	740	3998	52.2	32.1	99.2	0.723	1481	
800S300-97	15.9	2.583	345	7.46	0.951	5.98	79.3	0.664	26.4	61.9	5.88	54.1	16.8	14.7	33.8	3.39	3.64	3.54	2115	5452	51.2	31.6	98.1	0.727	1473	

* Cold work of forming applies

Joist Section Properties

Table Notes

- 1 Inside bend radius values are shown in the General Notes.
- 2 Gross section properties are based on the full-unreduced cross section of the joist sections, away from the punchouts.
- 3 The factored moment resistance for design is based on the lesser of local and distortional buckling. Distortional buckling is based on an assumed rotational stiffness of $K_{\phi} = 0$.

Stud Designation	Lip (mm)	Base Design Thickness (mm)	F_y (MPa)	GROSS							PERFORATED EFFECTIVE									TORSIONAL					
				Mass (kg/m)	Area (E+03) (mm ²)	I_x (E+06) (mm ⁴)	r_x (mm)	I_y (E+06) (mm ⁴)	r_y (mm)	V_{rg} (kN)	I_{xd} (E+06) (mm ⁴)	S_{xe} (E+03) (mm ³)	M_{rxLB} (kN-m)	M_{rxDB} (kN-m)	V_m (kN)	M_{ryLB} web comp. (kN-m)	M_{ryLB} lip comp. (kN-m)	M_{ryDB} lip comp. (kN-m)	J (mm ⁴)	C_w (E+06) (mm ⁶)	x_o (mm)	m (mm)	r_o (mm)	β	L_u (mm)
600S162-43	12.7	1.146	230	2.26	0.288	0.964	57.8	0.0618	14.6	8.04	0.964	12.6	2.84*	2.20	7.05	0.363	0.400	0.411	126	294	27.0	17.0	65.5	0.830	991
600S162-54	12.7	1.438	345	2.82	0.359	1.19	57.6	0.0751	14.5	16.0	1.19	15.0	5.15*	3.91	11.1	0.670	0.738	0.757	247	359	26.6	16.8	65.1	0.833	798
600S162-68	12.7	1.811	345	3.51	0.447	1.47	57.3	0.0907	14.2	30.4	1.47	19.1	6.70*	5.28	16.4	0.836	0.888	0.914	489	437	26.2	16.6	64.6	0.835	782
600S162-97	12.7	2.583	345	4.89	0.623	2.00	56.6	0.118	13.8	59.6	2.00	26.2	9.64*	8.07	21.7	1.13	1.15	1.19	1385	578	25.3	16.2	63.5	0.841	757
600S200-43	15.9	1.146	230	2.49	0.317	1.12	59.3	0.112	18.8	8.04	1.12	14.3	2.93	2.52	7.05	0.547	0.614	0.626	139	546	36.7	22.7	72.2	0.742	1306
600S200-54	15.9	1.438	345	3.10	0.395	1.38	59.1	0.137	18.6	16.0	1.38	16.6	5.16	4.46	11.1	1.02	1.14	1.12	272	669	36.4	22.5	71.9	0.744	1057
600S200-68	15.9	1.811	345	3.87	0.493	1.71	58.8	0.166	18.4	30.4	1.71	21.6	7.42*	6.02	16.4	1.28	1.38	1.42	539	818	35.9	22.3	71.3	0.746	998
600S200-97	15.9	2.583	345	5.40	0.689	2.34	58.2	0.221	17.9	59.6	2.34	30.7	11.0*	9.33	21.7	1.78	1.83	1.89	1531	1096	35.0	21.8	70.3	0.752	973
600S250-43	15.9	1.146	230	2.72	0.347	1.28	60.9	0.191	23.4	8.04	1.27	15.0	3.08	2.67	7.05	0.754	0.854	0.776	152	916	47.6	28.9	80.7	0.652	1582
600S250-54	15.9	1.438	345	3.39	0.432	1.59	60.7	0.234	23.3	16.0	1.52	17.5	5.43	4.69	11.1	1.41	1.59	1.38	298	1126	47.2	28.7	80.3	0.654	1280
600S250-68	15.9	1.811	345	4.23	0.539	1.97	60.4	0.286	23.1	30.4	1.94	22.7	7.04	6.36	16.4	1.79	1.94	1.84	589	1382	46.8	28.4	79.8	0.657	1278
600S250-97	15.9	2.583	345	5.92	0.754	2.70	59.9	0.384	22.6	59.6	2.70	33.8	11.8*	10.0	21.7	2.51	2.59	2.69	1677	1865	45.8	27.9	78.7	0.661	1199
600S300-43	15.9	1.146	230	2.95	0.376	1.45	62.1	0.296	28.1	8.04	1.37	15.5	3.17	2.76	7.05	0.986	1.12	0.919	164	1406	58.8	35.1	90.0	0.574	1849
600S300-54	15.9	1.438	345	3.68	0.468	1.80	62.0	0.364	27.9	16.0	1.64	18.1	5.62	4.85	11.1	1.85	2.10	1.62	323	1733	58.4	34.8	89.6	0.575	1499
600S300-68	15.9	1.811	345	4.59	0.585	2.23	61.7	0.448	27.7	30.4	2.11	23.7	7.35	6.61	16.4	2.35	2.57	2.19	640	2131	57.9	34.6	89.1	0.577	1496
600S300-97	15.9	2.583	345	6.43	0.820	3.07	61.2	0.605	27.2	59.6	3.02	36.8	11.4	10.5	21.7	3.34	3.46	3.42	1823	2894	56.9	34.1	87.9	0.581	1494
800S162-43	12.7	1.146	230	2.72	0.347	1.93	74.6	0.0666	13.9	5.97	1.87	16.7	3.42	2.99	5.97	0.365	0.414	0.420	152	557	23.5	15.3	79.5	0.912	1011
800S162-54	12.7	1.438	345	3.39	0.432	2.39	74.3	0.0809	13.7	11.9	2.32	20.1	6.24	5.32	11.9	0.675	0.763	0.774	298	682	23.2	15.1	79.1	0.914	815
800S162-68	12.7	1.811	345	4.23	0.539	2.95	74.0	0.0976	13.5	24.0	2.93	27.3	8.46	7.29	19.1	0.844	0.920	0.934	589	831	22.8	14.9	78.6	0.916	810
800S162-97	12.7	2.583	345	5.92	0.754	4.04	73.2	0.127	13.0	61.9	4.04	39.8	12.3	11.6	33.8	1.15	1.20	1.22	1677	1105	22.0	14.4	77.5	0.920	798
800S200-43	15.9	1.146	230	2.95	0.376	2.21	76.7	0.121	18.0	5.97	2.21	21.2	4.33	3.45	5.97	0.550	0.636	0.646	164	1020	32.4	20.6	85.2	0.855	1278
800S200-54	15.9	1.438	345	3.68	0.468	2.74	76.4	0.149	17.8	11.9	2.74	24.5	7.61	6.11	11.9	1.02	1.18	1.15	323	1252	32.1	20.4	84.8	0.856	1034
800S200-68	15.9	1.811	345	4.59	0.585	3.39	76.1	0.181	17.6	24.0	3.39	32.2	11.1*	8.34	19.1	1.29	1.44	1.46	640	1534	31.7	20.2	84.3	0.859	975
800S200-97	15.9	2.583	345	6.43	0.820	4.66	75.4	0.240	17.1	61.9	4.66	45.9	16.4*	13.2	33.8	1.80	1.90	1.93	1823	2063	30.8	19.7	83.3	0.863	945
800S250-43	15.9	1.146	230	3.18	0.405	2.50	78.7	0.208	22.7	5.97	2.49	21.5	4.40	3.63	5.97	0.758	0.890	0.801	177	1712	42.5	26.5	92.3	0.787	1562
800S250-54	15.9	1.438	345	3.96	0.505	3.11	78.5	0.256	22.5	11.9	2.98	25.0	7.75	6.41	11.9	1.42	1.66	1.42	348	2108	42.2	26.3	91.9	0.789	1265
800S250-68	15.9	1.811	345	4.95	0.631	3.86	78.2	0.313	22.3	24.0	3.80	33.7	10.5	8.78	19.1	1.80	2.03	1.90	690	2592	41.8	26.1	91.4	0.791	1260
800S250-97	15.9	2.583	345	6.95	0.885	5.32	77.5	0.420	21.8	61.9	5.32	50.0	17.4*	14.1	33.8	2.55	2.71	2.77	1969	3515	40.8	25.6	90.3	0.796	1179
800S300-43	15.9	1.146	230	3.40	0.434	2.80	80.4	0.324	27.3	5.97	2.66	21.5	4.40	3.73	5.97	0.991	1.18	0.941	190	2628	53.0	32.5	100	0.719	1836
800S300-54	15.9	1.438	345	4.25	0.541	3.48	80.2	0.399	27.2	11.9	3.19	25.1	7.80	6.59	11.9	1.86	2.20	1.66	373	3243	52.7	32.3	99.7	0.721	1486
800S300-68	15.9	1.811	345	5.31	0.677	4.32	79.9	0.491	26.9	24.0	4.10	35.1	10.9	9.07	19.1	2.37	2.70	2.26	740	3998	52.2	32.1	99.2	0.723	1481
800S300-97	15.9	2.583	345	7.46	0.951	5.98	79.3	0.664	26.4	61.9	5.88	54.1	16.8	14.7	33.8	3.39	3.64	3.54	2115	5452	51.2	31.6	98.1	0.727	1473

* Cold work of forming applies

Stud Designation	Lip (mm)	Base Design Thickness (mm)	F _y (MPa)	GROSS							PERFORATED EFFECTIVE							TORSIONAL							
				Mass (kg/m)	Area (E+03) (mm ²)	I _x (E+06) (mm ⁴)	r _x (mm)	I _y (E+06) (mm ⁴)	r _y (mm)	V _{rg} (kN)	I _{xd} (E+06) (mm ⁴)	S _{xe} (E+03) (mm ³)	M _{rxLB} (kN-m)	M _{rxDB} (kN-m)	V _m (kN)	M _{ryLB web comp.} (kN-m)	M _{ryLB lip comp.} (kN-m)	M _{ryDB lip comp.} (kN-m)	J (mm ⁴)	C _w (E+06) (mm ⁶)	x _o (mm)	m (mm)	r _o (mm)	β	L _u (mm)
1000S162-54	12.7	1.438	345	3.96	0.505	4.14	90.6	0.0851	13.0	9.43	3.87	25.7	7.99	6.58	9.43	0.677	0.777	0.785	348	1127	20.6	13.7	93.8	0.952	795
1000S162-68	12.7	1.811	345	4.95	0.631	5.13	90.2	0.103	12.8	19.0	4.96	35.3	11.0	9.14	19.0	0.847	0.939	0.948	690	1375	20.3	13.5	93.3	0.953	787
1000S162-97	12.7	2.583	345	6.95	0.885	7.06	89.3	0.133	12.3	56.0	7.06	53.6	16.6	14.9	40.8	1.16	1.22	1.23	1969	1833	19.5	13.1	92.3	0.955	772
1000S200-54	15.9	1.438	345	4.25	0.541	4.70	93.1	0.157	17.0	9.43	4.43	27.9	8.66	7.65	9.43	1.03	1.21	1.18	373	2058	28.8	18.7	99.0	0.915	1011
1000S200-68	15.9	1.811	345	5.31	0.677	5.83	92.8	0.191	16.8	19.0	5.66	39.6	12.3	10.6	19.0	1.30	1.47	1.49	740	2524	28.4	18.5	98.5	0.917	1006
1000S200-97	15.9	2.583	345	7.46	0.951	8.05	92.0	0.254	16.3	56.0	8.05	61.3	19.0	17.1	40.8	1.82	1.95	1.97	2115	3405	27.6	18.1	97.4	0.920	991
1000S250-54	15.9	1.438	345	4.54	0.578	5.28	95.6	0.272	21.7	9.43	5.08	30.8	9.55	8.08	9.43	1.42	1.70	1.46	398	3470	38.2	24.3	105	0.868	1247
1000S250-68	15.9	1.811	345	5.68	0.723	6.56	95.2	0.333	21.4	19.0	6.47	45.3	14.1	11.2	19.0	1.81	2.08	1.94	791	4272	37.8	24.1	105	0.870	1240
1000S250-97	15.9	2.583	345	7.98	1.02	9.09	94.5	0.446	21.0	56.0	9.08	68.5	23.8*	18.2	40.8	2.57	2.79	2.82	2261	5809	36.9	23.7	104	0.873	1158
1000S300-54	15.9	1.438	345	4.82	0.615	5.86	97.7	0.426	26.3	9.43	5.33	31.2	9.66	8.32	9.43	1.86	2.26	1.71	423	5341	48.1	30.1	112	0.816	1473
1000S300-68	15.9	1.811	345	6.04	0.769	7.29	97.4	0.524	26.1	19.0	6.93	45.9	14.2	11.5	19.0	2.38	2.78	2.32	841	6593	47.6	29.9	111	0.818	1468
1000S300-97	15.9	2.583	345	8.49	1.08	10.1	96.7	0.709	25.6	56.0	9.95	73.7	22.9	18.9	40.8	3.41	3.75	3.63	2407	9015	46.7	29.4	110	0.821	1458
1200S162-68	12.7	1.811	345	5.68	0.723	8.13	106	0.106	12.1	15.7	7.60	43.3	13.4	10.8	15.7	0.850	0.951	0.958	791	2078	18.3	12.3	108	0.972	767
1200S162-97	12.7	2.583	345	7.98	1.02	11.2	105	0.138	11.7	46.3	11.1	67.0	20.8	18.0	42.1	1.16	1.24	1.24	2261	2774	17.6	11.9	107	0.973	749
1200S200-68	15.9	1.811	345	6.04	0.769	9.14	109	0.199	16.1	15.7	8.62	48.5	15.1	12.5	15.7	1.30	1.49	1.50	841	3807	25.8	17.1	113	0.948	983
1200S200-97	15.9	2.583	345	8.49	1.08	12.7	108	0.264	15.6	46.3	12.5	76.3	23.7	20.8	42.1	1.82	1.98	2.00	2407	5142	25.1	16.7	112	0.950	968
1200S250-68	15.9	1.811	345	6.40	0.815	10.2	112	0.348	20.7	15.7	9.53	49.2	15.3	13.4	15.7	1.81	2.12	1.98	891	6454	34.6	22.5	119	0.915	1222
1200S250-97	15.9	2.583	345	9.01	1.15	14.2	111	0.467	20.2	46.3	14.0	82.5	25.6	22.1	42.1	2.58	2.84	2.87	2553	8790	33.8	22.0	118	0.918	1207
1200S300-68	15.9	1.811	345	6.76	0.861	11.2	114	0.549	25.2	15.7	10.7	54.3	16.9	13.9	15.7	2.39	2.83	2.36	941	9970	43.8	28.0	125	0.877	1453
1200S300-97	15.9	2.583	345	9.52	1.21	15.7	114	0.744	24.8	46.3	15.4	95.5	29.6	23.2	42.1	3.43	3.83	3.69	2699	13656	43.0	27.6	124	0.880	1440
1400S162-68	12.7	1.811	345	6.40	0.815	12.1	122	0.109	11.6	13.4	10.9	51.4	15.9	12.1	13.4	0.851	0.959	0.965	891	2945	16.6	11.4	123	0.982	747
1400S162-97	12.7	2.583	345	9.01	1.15	16.7	121	0.142	11.1	39.4	16.1	80.5	25.0	20.7	39.4	1.16	1.25	1.25	2553	3934	16.0	11.0	122	0.983	729
1400S200-68	15.9	1.811	345	6.76	0.861	13.4	125	0.206	15.4	13.4	12.3	57.4	17.8	14.3	13.4	1.30	1.51	1.51	941	5393	23.7	15.9	128	0.966	963
1400S200-97	15.9	2.583	345	9.52	1.21	18.7	124	0.273	15.0	39.4	18.0	91.4	28.4	24.1	39.4	1.83	2.00	2.01	2699	7292	23.0	15.5	127	0.967	947
1400S250-68	15.9	1.811	345	7.12	0.907	14.9	128	0.360	19.9	13.4	13.5	58.1	18.0	15.5	13.4	1.81	2.15	1.99	992	9162	31.9	21.0	134	0.943	1201
1400S250-97	15.9	2.583	345	10.0	1.28	20.7	127	0.483	19.4	39.4	20.1	98.5	30.5	25.9	39.4	2.58	2.88	2.90	2845	12492	31.1	20.6	132	0.945	1186
1400S300-68	15.9	1.811	345	7.48	0.953	16.3	131	0.570	24.5	13.4	14.3	59.8	18.6	16.2	13.4	2.39	2.88	2.40	1042	14171	40.7	26.4	139	0.915	1435
1400S300-97	15.9	2.583	345	10.6	1.34	22.8	130	0.772	24.0	39.4	21.7	104	32.4	27.1	39.4	3.44	3.89	3.74	2991	19433	39.8	25.9	138	0.917	1420

* Cold work of forming applies

Track Section Properties

Table Notes

- 1 Track web depths are equal to the nominal stud depth plus 2 times the design thickness plus the inside bend radius.
- 2 If present, hems are ignored.

Track Designation	Base Design Thickness (mm)	F _y (MPa)	GROSS							EFFECTIVE			TORSIONAL						L _u (mm)
			Mass (kg/m)	Area (E+03) (mm ²)	I _x (E+06) (mm ⁴)	r _x (mm)	I _y (E+06) (mm ⁴)	r _y (mm)	V _{rg} (kN)	I _{xd} (E+06) (mm ⁴)	S _{xe} (E+03) (mm ³)	M _{rx} (kN-m)	J (mm ⁴)	C _w (E+06) (mm ⁶)	x _o (mm)	m (mm)	r _o (mm)	β	
162T125-18	0.478	230	0.393	0.0501	0.0174	18.6	0.00545	10.4	1.72	0.0122	0.413	0.0844	3.81	1.88	22.3	12.8	30.7	0.479	645
250T125-18	0.478	230	0.476	0.0607	0.0433	26.7	0.00624	10.2	1.39	0.0319	0.726	0.149	4.61	4.84	19.5	11.7	34.5	0.682	653
362T125-18	0.478	230	0.583	0.0743	0.0990	36.5	0.00695	9.65	0.947	0.0733	1.04	0.214	5.65	11.2	16.9	10.5	41.4	0.833	653
362T125-33	0.879	230	1.07	0.137	0.182	36.5	0.0125	9.58	5.82	0.159	2.85	0.584	35.2	20.3	16.7	10.4	41.4	0.836	653
362T125-43	1.146	230	1.40	0.178	0.238	36.6	0.0161	9.53	9.89	0.219	4.01	0.822	77.8	26.3	16.6	10.3	41.1	0.838	653
362T125-54	1.438	345	1.75	0.223	0.301	36.7	0.0200	9.47	19.2	0.279	5.11	1.59	154	33.1	16.5	10.3	41.4	0.841	531
362T125-68	1.811	345	2.21	0.281	0.383	36.9	0.0248	9.40	26.8	0.375	6.99	2.17	307	41.9	16.3	10.1	41.4	0.846	533
362T125-97	2.583	345	3.14	0.400	0.559	37.4	0.0342	9.25	37.7	0.559	11.1	3.43	891	60.6	15.9	9.9	41.7	0.854	544
362T150-33	0.879	230	1.16	0.148	0.208	37.5	0.0208	11.9	5.83	0.170	2.95	0.606	38.0	33.2	21.7	13.3	45.0	0.766	785
362T150-43	1.146	230	1.51	0.192	0.271	37.5	0.0268	11.8	9.92	0.236	4.18	0.856	84.2	43.1	21.6	13.2	45.0	0.768	787
362T150-54	1.438	345	1.90	0.241	0.343	37.7	0.0333	11.8	19.2	0.302	5.33	1.66	166	54.3	21.4	13.1	45.0	0.772	640
362T150-68	1.811	345	2.39	0.304	0.437	37.9	0.0414	11.7	26.8	0.409	7.36	2.28	332	69.1	21.2	13.0	45.0	0.777	643
362T150-97	2.583	345	3.40	0.434	0.639	38.4	0.0575	11.5	37.7	0.639	12.0	3.73	964	100	20.8	12.7	45.2	0.787	655
362T200-33	0.879	230	1.33	0.170	0.258	38.9	0.0456	16.4	5.83	0.191	3.11	0.638	43.8	72.3	32.3	19.2	53.1	0.631	1041
362T200-43	1.146	230	1.74	0.221	0.336	39.0	0.0591	16.3	9.92	0.266	4.42	0.907	96.9	93.9	32.1	19.1	53.1	0.633	1044
362T200-54	1.438	345	2.18	0.278	0.426	39.1	0.0736	16.3	19.2	0.341	5.65	1.76	192	119	32.0	19.0	53.1	0.638	848
362T200-68	1.811	345	2.75	0.350	0.544	39.4	0.0918	16.2	26.8	0.466	7.87	2.44	383	151	31.8	18.9	53.1	0.643	853
362T200-97	2.583	345	3.92	0.499	0.798	40.0	0.128	16.1	37.7	0.756	13.2	4.09	1110	222	31.3	18.6	53.3	0.655	871
362T300-33	0.879	230	1.69	0.215	0.358	40.8	0.136	25.2	5.82	0.222	3.23	0.661	55.3	218	54.8	31.3	72.9	0.434	1527
362T300-43	1.146	230	2.20	0.280	0.468	40.9	0.177	25.1	9.89	0.313	4.75	0.973	122	283	54.7	31.3	72.6	0.435	1534
362T300-54	1.438	345	2.75	0.351	0.593	41.1	0.221	25.1	19.2	0.402	6.08	1.89	242	359	54.5	31.2	72.6	0.439	1247
362T300-68	1.811	345	3.47	0.442	0.759	41.4	0.277	25.0	26.8	0.556	8.51	2.64	483	459	54.3	31.0	72.6	0.443	1257
362T300-97	2.583	345	4.95	0.630	1.12	42.1	0.390	24.9	37.7	0.924	14.5	4.51	1401	676	53.7	30.7	72.6	0.453	1280
400T125-18	0.478	230	0.619	0.079	0.124	39.6	0.00712	9.50	0.859	0.0897	1.15	0.235	6.00	14.0	16.2	10.2	43.9	0.864	650
400T125-33	0.879	230	1.14	0.145	0.228	39.7	0.0129	9.42	5.34	0.200	3.29	0.674	37.3	25.4	16.0	10.1	43.9	0.867	650
400T125-43	1.146	230	1.48	0.189	0.298	39.7	0.0166	9.37	9.89	0.275	4.62	0.945	82.6	32.8	15.9	10.0	43.7	0.868	650
400T125-54	1.438	345	1.86	0.237	0.376	39.9	0.0205	9.32	19.2	0.351	5.88	1.82	163	41.3	15.8	9.9	43.9	0.871	528
400T125-68	1.811	345	2.34	0.298	0.479	40.1	0.0254	9.25	29.6	0.469	8.00	2.48	326	52.2	15.6	9.8	43.9	0.874	531
400T125-97	2.583	345	3.34	0.425	0.696	40.5	0.0350	9.09	41.8	0.696	12.6	3.91	945	75.1	15.2	9.6	44.2	0.881	536
400T150-33	0.879	230	1.23	0.156	0.259	40.7	0.0214	11.7	5.34	0.214	3.41	0.699	40.2	41.5	20.9	12.9	47.2	0.805	782
400T150-43	1.146	230	1.60	0.203	0.338	40.7	0.0276	11.6	9.92	0.296	4.80	0.984	89.0	53.8	20.8	12.8	47.2	0.807	785
400T150-54	1.438	345	2.00	0.255	0.427	40.9	0.0342	11.6	19.2	0.378	6.13	1.90	176	67.8	20.6	12.7	47.2	0.810	638
400T150-68	1.811	345	2.52	0.321	0.544	41.1	0.0425	11.5	29.6	0.510	8.41	2.61	351	86.0	20.4	12.6	47.2	0.814	640
400T150-97	2.583	345	3.59	0.458	0.792	41.6	0.0590	11.4	41.8	0.792	13.6	4.23	1018	124	20.0	12.4	47.5	0.823	650

Track Designation	Base Design Thickness (mm)	F _y (MPa)	GROSS							EFFECTIVE			TORSIONAL						L _u (mm)
			Mass (kg/m)	Area (E+03) (mm ²)	I _x (E+06) (mm ⁴)	r _x (mm)	I _y (E+06) (mm ⁴)	r _y (mm)	V _{rg} (kN)	I _{xd} (E+06) (mm ⁴)	S _{xe} (E+03) (mm ³)	M _{rx} (kN-m)	J (mm ⁴)	C _w (E+06) (mm ⁶)	x _o (mm)	m (mm)	r _o (mm)	β	
400T200-33	0.879	230	1.40	0.179	0.320	42.3	0.0470	16.2	5.34	0.239	3.61	0.738	46.0	90.3	31.2	18.7	55.1	0.479	1041
400T200-43	1.146	230	1.82	0.232	0.417	42.4	0.0608	16.2	9.92	0.333	5.10	1.04	102	117	31.1	18.6	54.9	0.680	1044
400T200-54	1.438	345	2.29	0.292	0.528	42.5	0.0758	16.1	19.2	0.426	6.51	2.02	201	148	30.9	18.5	55.1	0.684	848
400T200-68	1.811	345	2.88	0.367	0.673	42.8	0.0945	16.1	29.6	0.579	9.00	2.79	402	188	30.7	18.4	55.1	0.689	853
400T200-97	2.583	345	4.11	0.523	0.984	43.4	0.132	15.9	41.8	0.933	14.9	4.63	1164	275	30.3	18.2	55.1	0.699	866
400T300-33	0.879	230	1.75	0.223	0.441	44.5	0.141	25.1	5.34	0.279	3.58	0.732	57.4	271	53.4	30.8	73.9	0.478	1534
400T300-43	1.146	230	2.28	0.291	0.576	44.5	0.183	25.1	9.89	0.391	5.47	1.12	127	352	53.3	30.7	73.9	0.479	1539
400T300-54	1.438	345	2.86	0.365	0.730	44.7	0.228	25.0	19.2	0.501	6.99	2.17	251	446	53.1	30.6	73.9	0.482	1252
400T300-68	1.811	345	3.60	0.459	0.932	45.1	0.286	24.9	29.6	0.689	9.73	3.02	502	570	52.9	30.5	73.7	0.487	1260
400T300-97	2.583	345	5.14	0.655	1.37	45.7	0.403	24.8	41.8	1.14	16.5	5.11	1456	835	52.3	30.2	73.7	0.497	1280
600T125-18	0.478	230	0.810	0.103	0.323	56.0	0.00778	8.69	0.569	0.205	1.69	0.346	7.84	35.2	13.3	8.66	58.2	0.948	632
600T125-33	0.879	230	1.49	0.190	0.594	56.0	0.0141	8.61	3.54	0.500	4.86	0.996	48.8	63.8	13.1	8.56	58.2	0.949	630
600T125-43	1.146	230	1.94	0.247	0.775	56.0	0.0181	8.56	7.82	0.715	7.55	1.55	108	82.4	13.0	8.51	58.2	0.950	627
600T125-54	1.438	345	2.43	0.310	0.976	56.1	0.0224	8.51	15.5	0.912	9.70	3.01	214	103	12.9	8.43	58.2	0.951	511
600T125-68	1.811	345	3.06	0.390	1.24	56.3	0.0278	8.43	30.4	1.21	14.1	4.36	427	130	12.8	8.36	58.4	0.952	508
600T125-97	2.583	345	4.37	0.556	1.78	56.6	0.0383	8.31	61.9	1.78	22.1	6.85	1237	184	12.5	8.15	58.7	0.955	511
600T150-33	0.879	230	1.58	0.201	0.662	57.4	0.0236	10.8	3.56	0.528	4.97	1.02	51.7	105	17.4	11.2	61.0	0.919	767
600T150-43	1.146	230	2.05	0.261	0.862	57.4	0.0304	10.8	7.83	0.760	7.77	1.59	114	135	17.3	11.1	61.0	0.920	767
600T150-54	1.438	345	2.58	0.328	1.09	57.6	0.0378	10.7	15.5	0.971	9.98	3.10	226	170	17.1	11.0	61.0	0.921	622
600T150-68	1.811	345	3.24	0.414	1.38	57.7	0.0469	10.6	30.5	1.30	14.6	4.53	452	214	17.0	10.9	61.2	0.923	622
600T150-97	2.583	345	4.62	0.589	1.99	58.1	0.0650	10.5	62.0	1.99	23.7	7.34	1310	305	16.7	10.7	61.5	0.926	625
600T200-33	0.879	230	1.75	0.223	0.796	59.7	0.0526	15.3	3.56	0.624	5.46	1.12	57.4	227	26.6	16.6	67.1	0.843	1039
600T200-43	1.146	230	2.28	0.291	1.04	59.8	0.0680	15.3	7.83	0.857	9.26	1.89	127	295	26.5	16.6	67.1	0.844	1039
600T200-54	1.438	345	2.86	0.365	1.31	59.9	0.0847	15.2	15.5	1.09	11.7	3.65	251	371	26.4	16.5	67.3	0.846	843
600T200-68	1.811	345	3.60	0.459	1.66	60.1	0.106	15.2	30.5	1.46	15.9	4.95	502	469	26.2	16.4	67.3	0.849	846
600T200-97	2.583	345	5.14	0.655	2.40	60.6	0.148	15.0	62.0	2.29	25.7	7.97	1456	674	25.8	16.1	67.6	0.854	848
600T300-33	0.879	230	2.10	0.268	1.07	63.1	0.160	24.4	3.54	0.678	5.42	1.11	68.9	677	47.1	28.2	82.3	0.674	1557
600T300-43	1.146	230	2.74	0.349	1.39	63.1	0.207	24.4	7.82	0.995	9.10	1.86	153	880	46.9	28.2	82.3	0.675	1560
600T300-54	1.438	345	3.44	0.438	1.75	63.3	0.259	24.3	15.5	1.27	11.8	3.67	302	1109	46.8	28.1	82.3	0.677	1267
600T300-68	1.811	345	4.33	0.551	2.23	63.6	0.324	24.2	30.4	1.71	17.3	5.35	603	1407	46.6	27.9	82.6	0.681	1270
600T300-97	2.583	345	6.17	0.786	3.23	64.1	0.456	24.1	61.9	2.74	28.2	8.76	1748	2036	46.1	27.7	82.6	0.688	1280
800T125-43	1.146	230	2.40	0.305	1.57	71.7	0.0191	7.90	5.87	1.39	10.5	2.15	134	158	11.1	7.42	72.9	0.977	605
800T125-54	1.438	345	3.01	0.383	1.98	71.8	0.0236	7.85	11.6	1.77	13.5	4.19	264	197	11.0	7.34	73.2	0.977	490
800T125-68	1.811	345	3.79	0.483	2.50	72.0	0.0293	7.80	23.3	2.43	19.9	6.18	527	247	10.8	7.26	73.2	0.978	488
800T125-97	2.583	345	5.40	0.688	3.59	72.2	0.0402	7.65	62.0	3.59	33.8	10.5	1529	348	10.6	7.09	73.4	0.979	485

Track Designation	Base Design Thickness (mm)	F _y (MPa)	GROSS							EFFECTIVE			TORSIONAL						L _u (mm)
			Mass (kg/m)	Area (E+03) (mm ²)	I _x (E+06) (mm ⁴)	r _x (mm)	I _y (E+06) (mm ⁴)	r _y (mm)	V _{rg} (kN)	I _{xd} (E+06) (mm ⁴)	S _{xe} (E+03) (mm ³)	M _{rx} (kN-m)	J (mm ⁴)	C _w (E+06) (mm ⁶)	x _o (mm)	m (mm)	r _o (mm)	β	
800T150-43	1.146	230	2.51	0.320	1.72	73.4	0.0322	10.0	5.87	1.47	10.7	2.20	140	261	14.8	9.80	75.7	0.479	744
800T150-54	1.438	345	3.15	0.401	2.17	73.6	0.0400	9.98	11.6	1.87	13.8	4.29	276	326	14.7	9.73	75.7	0.962	605
800T150-68	1.811	345	3.97	0.505	2.74	73.7	0.0497	9.91	23.3	2.58	20.6	6.38	552	410	14.6	9.63	75.7	0.963	602
800T150-97	2.583	345	5.65	0.720	3.95	74.0	0.0688	9.78	62.0	3.95	35.9	11.1	1602	581	14.3	9.45	75.9	0.965	602
800T200-43	1.146	230	2.74	0.349	2.03	76.4	0.0728	14.5	5.87	1.59	11.1	2.27	153	570	23.2	14.9	81.0	0.918	1024
800T200-54	1.438	345	3.44	0.438	2.56	76.5	0.0907	14.4	11.6	2.03	14.3	4.43	302	715	23.1	14.8	81.3	0.919	831
800T200-68	1.811	345	4.33	0.551	3.24	76.7	0.113	14.3	23.3	2.83	21.5	6.66	603	901	22.9	14.7	81.3	0.921	831
800T200-97	2.583	345	6.17	0.786	4.67	77.1	0.158	14.2	62.0	4.48	38.5	11.9	1748	1287	22.6	14.5	81.5	0.923	831
800T300-43	1.146	230	3.20	0.407	2.65	80.7	0.225	23.5	5.85	1.91	12.1	2.47	178	1700	42.1	26.0	94.0	0.800	1560
800T300-54	1.438	345	4.01	0.511	3.34	80.9	0.281	23.4	11.6	2.46	15.7	4.86	352	2138	42.0	25.9	94.0	0.801	1267
800T300-68	1.811	345	5.05	0.643	4.23	81.1	0.351	23.4	23.2	3.35	25.4	7.87	703	2703	41.8	25.8	94.2	0.803	1267
800T300-97	2.583	345	7.20	0.917	6.11	81.6	0.494	23.2	61.9	5.27	42.4	13.1	2040	3886	41.4	25.6	94.5	0.808	1273
1000T125-54	1.438	345	3.58	0.456	3.47	87.2	0.0244	7.32	9.25	2.97	17.3	5.36	314	326	9.55	6.50	88.1	0.988	470
1000T125-68	1.811	345	4.51	0.574	4.38	87.3	0.0303	7.26	18.5	4.10	25.8	8.01	628	407	9.45	6.43	88.1	0.989	467
1000T125-97	2.583	345	6.43	0.819	6.28	87.6	0.0416	7.14	54.1	6.28	45.1	14.0	1821	570	9.22	6.27	88.4	0.989	465
1000T150-54	1.438	345	3.72	0.474	3.77	89.2	0.0415	9.35	9.25	3.11	17.7	5.48	327	541	12.9	8.69	90.7	0.980	584
1000T150-68	1.811	345	4.69	0.597	4.76	89.3	0.0516	9.30	18.5	4.33	26.6	8.24	653	677	12.8	8.61	90.7	0.980	584
1000T150-97	2.583	345	6.68	0.852	6.83	89.6	0.0714	9.17	54.1	6.83	47.6	14.8	1894	955	12.6	8.43	90.9	0.981	582
1000T200-54	1.438	345	4.01	0.511	4.38	92.6	0.0949	13.6	9.25	3.34	18.2	5.65	352	1191	20.5	13.5	95.8	0.954	813
1000T200-68	1.811	345	5.05	0.643	5.53	92.7	0.118	13.6	18.5	4.70	27.6	8.56	703	1497	20.4	13.4	96.0	0.955	813
1000T200-97	2.583	345	7.20	0.917	7.94	93.1	0.165	13.4	54.1	7.65	50.5	15.7	2040	2128	20.1	13.2	96.3	0.956	810
1000T300-54	1.438	345	4.58	0.584	5.59	97.8	0.297	22.6	9.25	3.90	19.5	6.05	402	3569	38.1	24.1	107	0.874	1260
1000T300-68	1.811	345	5.77	0.735	7.07	98.0	0.372	22.5	18.5	5.72	31.2	9.67	804	4504	37.9	24.0	107	0.876	1260
1000T300-97	2.583	345	8.23	1.05	10.2	98.5	0.523	22.4	54.0	8.89	58.8	18.2	2332	6447	37.5	23.7	108	0.879	1260
1200T125-68	1.811	345	5.23	0.666	7.00	103	0.0310	6.81	15.4	6.29	31.7	9.83	728	610	8.36	5.77	103	0.993	450
1200T125-97	2.583	345	7.46	0.950	10.0	103	0.0426	6.71	45.0	9.81	56.4	17.5	2113	852	8.18	5.64	103	0.994	447
1200T150-68	1.811	345	5.41	0.689	7.55	105	0.0530	8.76	15.4	6.60	32.6	10.1	754	1019	11.4	7.80	106	0.988	564
1200T150-97	2.583	345	7.71	0.983	10.8	105	0.0734	8.64	45.0	10.6	59.3	18.4	2186	1433	11.2	7.65	106	0.989	561
1200T200-68	1.811	345	5.77	0.735	8.65	108	0.122	12.9	15.4	7.11	33.7	10.5	804	2264	18.4	12.3	111	0.972	792
1200T200-97	2.583	345	8.23	1.05	12.4	109	0.171	12.8	45.0	11.7	62.6	19.4	2332	3208	18.1	12.1	111	0.973	790
1200T300-68	1.811	345	6.49	0.827	10.9	115	0.388	21.6	15.4	7.92	35.0	10.9	904	6840	34.8	22.4	122	0.918	1245
1200T300-97	2.583	345	9.26	1.18	15.6	115	0.546	21.5	44.9	13.4	66.4	20.6	2624	9763	34.4	22.1	122	0.920	1245
1400T125-68	1.811	345	5.95	0.758	10.5	118	0.0315	6.45	13.2	9.00	37.6	11.7	829	856	7.52	5.23	118	0.996	434
1400T125-97	2.583	345	8.49	1.08	15.0	118	0.0433	6.32	38.5	14.2	67.7	21.0	2405	1194	7.34	5.11	118	0.996	429
1400T150-68	1.811	345	6.13	0.781	11.2	120	0.0541	8.33	13.2	9.41	38.5	12.0	854	1436	10.3	7.11	121	0.993	546
1400T150-97	2.583	345	8.74	1.11	16.1	120	0.0748	8.20	38.5	15.3	71.0	22.0	2478	2015	10.1	6.99	121	0.993	541
1400T200-68	1.811	345	6.49	0.827	12.7	124	0.125	12.3	13.2	10.1	39.9	12.4	904	3207	16.8	11.3	126	0.982	775
1400T200-97	2.583	345	9.26	1.18	18.2	124	0.175	12.2	38.5	16.8	74.7	23.2	2624	4534	16.5	11.2	126	0.983	770
1400T300-68	1.811	345	7.22	0.919	15.7	131	0.401	20.9	13.2	11.1	41.3	12.8	1005	9736	32.1	21.0	136	0.944	1229
1400T300-97	2.583	345	10.3	1.31	22.5	131	0.563	20.7	38.4	18.9	78.9	24.5	2916	13868	31.8	20.8	136	0.946	1227

Curtain Wall Limiting Height Tables - Single and Double Spans

Table Notes

- 1 For wind load deflection calculations, the SLS importance factor, $I_w = 0.75$ is incorporated in the load tables.
- 2 Studs must be braced against rotation and lateral displacement at all supports.
- 3 Studs are assumed to be adequately braced at a maximum spacing of L_u to develop the full factored moment
- 4 Web crippling check is based on 32 mm of bearing at end supports and 76 mm of bearing at interior supports.
- 5 Shear and web crippling resistance at end supports have not been reduced for punchouts. At interior supports, the shear and web crippling resistance has been reduced for the presence of punchout adjacent to the support.
- 6 Combined bending and shear check at interior support is based on the unreinforced web as per S136-16 (Eq. H2-1). Shear resistance and combined bending and shear checks at interior supports have been reduced for the presence of punchouts adjacent to the support.
- 7 In the "Double Span" tables, the listed span is the distance from either end to the centre of the interior support with the stud continuous past the interior support.

SINGLE SPAN CURTAIN WALL LIMITING HEIGHTS (m)

Specified Loads			0.25 kPa			0.50 kPa			0.75 kPa			1.00 kPa			1.25 kPa			1.50 kPa		
Stud Designation	F _y (MPa)	Spacing (mm)	L/120	L/240	L/360	L/240	L/360	L/600	L/240	L/360	L/600	L/240	L/360	L/600	L/240	L/360	L/600	L/240	L/360	L/600
			362S125-33	230	305	6.4	5.8	5.1	4.5	4.0	3.4	3.7	3.5	3.0	3.2	3.2	2.7	2.9	2.9	2.5
	230	406	5.3	4.6	3.9	3.9	3.7	3.1	3.2	3.2	2.7	2.8	2.8	2.4	2.5	2.5	2.3	2.3	2.3	2.1
	230	610	4.5	4.0	3.4	3.2	3.2	2.7	2.6	2.6	2.4	2.3	2.3	2.1	2.0	2.0	2.0	1.9	1.9	1.9
362S125-43	230	305	6.3	5.5	4.7	5.0	4.4	3.7	4.4	3.8	3.2	3.9	3.5	2.9	3.5	3.2	2.7	3.2	3.0	2.6
	230	406	5.7	5.0	4.2	4.6	4.0	3.4	3.9	3.5	2.9	3.3	3.2	2.7	3.0	2.9	2.5	2.7	2.7	2.3
	230	610	5.0	4.4	3.7	3.9	3.5	2.9	3.2	3.0	2.6	2.7	2.7	2.3	2.4	2.4	2.2	2.2	2.2	2.0
362S125-54	345	305	6.8	5.9	5.0	5.4	4.7	4.0	4.7	4.1	3.5	4.3	3.7	3.1	4.0	3.5	2.9	3.7	3.3	2.7
	345	406	6.1	5.4	4.5	4.9	4.3	3.6	4.3	3.7	3.1	3.9	3.4	2.9	3.6	3.1	2.6	3.4	3.0	2.5
	345	610	5.4	4.7	4.0	4.3	3.7	3.1	3.7	3.3	2.7	3.4	3.0	2.5	3.1	2.7	2.3	3.0	2.6	2.2
362S162-33	230	305	8.0	6.4	5.6	5.1	4.4	3.7	4.4	3.9	3.3	4.0	3.5	3.0	3.6	3.3	2.8	3.3	3.1	2.6
	230	406	5.8	5.1	4.3	4.6	4.0	3.4	4.0	3.5	3.0	3.5	3.2	2.7	3.1	3.0	2.5	2.9	2.8	2.4
	230	610	5.1	4.4	3.7	4.0	3.5	3.0	3.3	3.1	2.6	2.9	2.8	2.4	2.6	2.6	2.2	2.3	2.3	2.1
362S162-43	230	305	7.0	6.1	5.1	5.5	4.8	4.1	4.8	4.2	3.6	4.4	3.8	3.2	4.1	3.6	3.0	3.8	3.3	2.8
	230	406	6.3	5.5	4.7	5.0	4.4	3.7	4.4	3.8	3.2	4.0	3.5	2.9	3.7	3.2	2.7	3.4	3.0	2.6
	230	610	5.5	4.8	4.1	4.4	3.8	3.2	3.8	3.3	2.8	3.4	3.0	2.6	3.0	2.8	2.4	2.8	2.7	2.2
362S162-54	345	305	7.4	6.5	5.5	5.9	5.2	4.4	5.2	4.5	3.8	4.7	4.1	3.5	4.4	3.8	3.2	4.1	3.6	3.0
	345	406	6.8	5.9	5.0	5.4	4.7	4.0	4.7	4.1	3.5	4.3	3.7	3.1	4.0	3.5	2.9	3.7	3.3	2.7
	345	610	5.9	5.2	4.4	4.7	4.1	3.5	4.1	3.6	3.0	3.7	3.3	2.7	3.5	3.0	2.5	3.3	2.8	2.4
362S162-68	345	305	8.0	7.0	5.9	6.3	5.5	4.7	5.5	4.8	4.1	5.0	4.4	3.7	4.7	4.1	3.4	4.4	3.8	3.2
	345	406	7.2	6.3	5.3	5.7	5.0	4.2	5.0	4.4	3.7	4.6	4.0	3.4	4.2	3.7	3.1	4.0	3.5	2.9
	345	610	6.3	5.5	4.7	5.0	4.4	3.7	4.4	3.8	3.2	4.0	3.5	2.9	3.7	3.2	2.7	3.5	3.0	2.6
362S162-97	345	305	8.8	7.7	6.5	7.0	6.1	5.1	6.1	5.3	4.5	5.5	4.8	4.1	5.1	4.5	3.8	4.8	4.2	3.6
	345	406	8.0	7.0	5.9	6.3	5.5	4.7	5.5	4.8	4.1	5.0	4.4	3.7	4.7	4.1	3.4	4.4	3.8	3.2
	345	610	7.0	6.1	5.1	5.5	4.8	4.1	4.8	4.2	3.6	4.4	3.8	3.2	4.1	3.6	3.0	3.8	3.4	2.8
362S200-33	230	305	8.4	6.7	5.9	5.3	4.6	3.9	4.6	4.1	3.4	4.2	3.7	3.1	3.8	3.4	2.9	3.5	3.2	2.7
	230	406	6.1	5.3	4.5	4.8	4.2	3.6	4.2	3.7	3.1	3.7	3.4	2.8	3.3	3.1	2.6	3.0	2.9	2.5
	230	610	5.3	4.6	3.9	4.2	3.7	3.1	3.5	3.2	2.7	3.0	2.9	2.5	2.7	2.7	2.3	2.5e	2.5e	2.2
362S200-43	230	305	7.3	6.4	5.4	5.8	5.1	4.3	5.1	4.4	3.7	4.6	4.0	3.4	4.3	3.7	3.2	4.0	3.5	3.0
	230	406	6.7	5.8	4.9	5.3	4.6	3.9	4.6	4.0	3.4	4.2	3.7	3.1	3.9	3.4	2.9	3.7	3.2	2.7
	230	610	5.8	5.1	4.3	4.6	4.0	3.4	4.0	3.5	3.0	3.7	3.2	2.7	3.3	3.0	2.5	3.0	2.8	2.4
362S200-54	345	305	7.9	6.9	5.8	6.2	5.5	4.6	5.5	4.8	4.0	5.0	4.3	3.7	4.6	4.0	3.4	4.3	3.8	3.2
	345	406	7.1	6.2	5.3	5.7	5.0	4.2	5.0	4.3	3.7	4.5	3.9	3.3	4.2	3.7	3.1	3.9	3.4	2.9
	345	610	6.2	5.5	4.6	5.0	4.3	3.7	4.3	3.8	3.2	3.9	3.4	2.9	3.7	3.2	2.7	3.4	3.0	2.5
362S200-68	345	305	8.4	7.4	6.2	6.7	5.8	4.9	5.8	5.1	4.3	5.3	4.6	3.9	4.9	4.3	3.6	4.6	4.1	3.4
	345	406	7.7	6.7	5.6	6.1	5.3	4.5	5.3	4.6	3.9	4.8	4.2	3.6	4.5	3.9	3.3	4.2	3.7	3.1
	345	610	6.7	5.8	4.9	5.3	4.6	3.9	4.6	4.1	3.4	4.2	3.7	3.1	3.9	3.4	2.9	3.7	3.2	2.7
362S200-97	345	305	9.3	8.1	6.9	7.4	6.5	5.5	6.5	5.6	4.8	5.9	5.1	4.3	5.5	4.8	4.0	5.1	4.5	3.8
	345	406	8.5	7.4	6.2	6.7	5.9	5.0	5.9	5.1	4.3	5.3	4.7	3.9	5.0	4.3	3.6	4.7	4.1	3.4
	345	610	7.4	6.5	5.5	5.9	5.1	4.3	5.1	4.5	3.8	4.7	4.1	3.4	4.3	3.8	3.2	4.1	3.6	3.0
362S250-33	230	305	8.8	7.0	6.1	5.5	4.8	4.1	4.8	4.2	3.6	4.4	3.8	3.2	4.0	3.6	3.0	3.6	3.4	2.8
	230	406	6.3	5.5	4.7	5.0	4.4	3.7	4.4	3.8	3.2	3.9	3.5	2.9	3.4	3.2	2.7	3.1	3.0	2.6
	230	610	5.5	4.8	4.1	4.4	3.8	3.2	3.6	3.4	2.8	3.1	3.0	2.6	2.8	2.8	2.4	2.6e	2.6e	2.2
362S250-43	230	305	7.7	6.7	5.7	6.1	5.4	4.5	5.4	4.7	3.9	4.9	4.2	3.6	4.5	3.9	3.3	4.2	3.7	3.1
	230	406	7.0	6.1	5.2	5.6	4.9	4.1	4.9	4.2	3.6	4.4	3.9	3.3	4.1	3.6	3.0	3.8	3.4	2.8
	230	610	6.1	5.4	4.5	4.9	4.2	3.6	4.2	3.7	3.1	3.8	3.4	2.8	3.4	3.1	2.6	3.1	2.9	2.5
362S250-54	345	305	8.2	7.2	6.0	6.5	5.7	4.8	5.7	5.0	4.2	5.2	4.5	3.8	4.8	4.2	3.5	4.5	3.9	3.3
	345	406	7.4	6.5	5.5	5.9	5.2	4.4	5.2	4.5	3.8	4.7	4.1	3.5	4.4	3.8	3.2	4.1	3.6	3.0
	345	610	6.5	5.7	4.8	5.2	4.5	3.8	4.5	3.9	3.3	4.1	3.6	3.0	3.8	3.3	2.8	3.6	3.1	2.6
362S250-68	345	305	8.9	7.7	6.5	7.0	6.1	5.2	6.1	5.4	4.5	5.6	4.9	4.1	5.2	4.5	3.8	4.9	4.3	3.6
	345	406	8.1	7.0	5.9	6.4	5.6	4.7	5.6	4.9	4.1	5.1	4.4	3.7	4.7	4.1	3.5	4.4	3.9	3.3
	345	610	7.0	6.1	5.2	5.6	4.9	4.1	4.9	4.3	3.6	4.4	3.9	3.3	4.1	3.6	3.0	3.9	3.4	2.9
362S250-97	345	305	9.9	8.6	7.3	7.8	6.8	5.8	6.8	6.0	5.0	6.2	5.4	4.6	5.8	5.0	4.2	5.4	4.7	4.0
	345	406	9.0	7.8	6.6	7.1	6.2	5.2	6.2	5.4	4.6	5.6	4.9	4.2	5.2	4.6	3.9	4.9	4.3	3.6
	345	610	7.8	6.8	5.8	6.2	5.4	4.6	5.4	4.7	4.0	4.9	4.3	3.6	4.6	4.0	3.4	4.3	3.8	3.2
362S300-33	230	305	9.0	7.2	6.3	5.7	5.0	4.2	5.0	4.3	3.7	4.5	3.9	3.3	4.1	3.7	3.1	3.7	3.5	2.9
	230	406	6.5	5.7	4.8	5.2	4.5	3.8	4.5	3.9	3.3	3.9	3.6	3.0	3.5	3.3	2.8	3.2	3.1	2.6
	230	610	5.7	5.0	4.2	4.5	3.9	3.3	3.7	3.5	2.9	3.2	3.1	2.6	2.9	2.9	2.5	2.6e	2.6e	2.3
362S300-43	230	305	7.9	6.9	5.9	6.3	5.5	4.6	5.5	4.8	4.1	5.0	4.4	3.7	4.6	4.1	3.4	4.4	3.8	3.2
	230	406	7.2	6.3	5.3	5.7	5.0	4.2	5.0	4.4	3.7	4.5	4.0	3.4	4.2	3.7	3.1	3.8	3.5	2.9
	230	610	6.3	5.5	4.6	5.0	4.4	3.7	4.4	3.8	3.2	3.8	3.5	2.9	3.4	3.2	2.7	3.1	3.0	2.6
362S300-54	345	305	8.4	7.4	6.2	6.7	5.8	4.9	5.8	5.1	4.3	5.3	4.6	3.9	4.9	4.3	3.6	4.6	4.0	3.4

SINGLE SPAN CURTAIN WALL LIMITING HEIGHTS (m)

Specified Loads			0.25 kPa			0.50 kPa			0.75 kPa			1.00 kPa			1.25 kPa			1.50 kPa						
Stud Designation	F _y (MPa)	Spacing (mm)	L/120	L/240	L/360	L/240	L/360	L/600	L/240	L/360	L/600	L/240	L/360	L/600	L/240	L/360	L/600	L/240	L/360	L/600				
			400S125-33	230	305	6.8	6.3	5.5	4.8	4.4	3.7	3.9	3.8	3.2	3.4	3.4	2.9	3.0	3.0	2.6	2.6	2.5	2.8	2.8
	230	406	5.7	5.0	4.2	4.2	4.0	3.3	3.4	3.4	2.9	3.0	3.0	2.6	2.6	2.6	2.5	2.4	2.4	2.3	2.4	2.3		
	230	610	4.8	4.4	3.7	3.4	3.4	2.9	2.8	2.8	2.5	2.4	2.4	2.3	2.2	2.2	2.1	2.0	2.0	2.0	2.0	2.0		
400S125-43	230	305	6.8	6.0	5.0	5.4	4.7	4.0	4.7	4.1	3.5	4.1	3.8	3.2	3.7	3.5	2.9	3.3	3.3	2.8	3.3	2.8		
	230	406	6.2	5.4	4.6	4.9	4.3	3.6	4.1	3.8	3.2	3.6	3.4	2.9	3.2	3.2	2.7	2.9	2.9	2.5	2.9	2.5		
	230	610	5.4	4.7	4.0	4.1	3.8	3.2	3.3	3.3	2.8	2.9	2.9	2.5	2.6	2.6	2.3	2.4	2.4	2.2	2.4	2.2		
400S125-54	345	305	7.3	6.4	5.4	5.8	5.1	4.3	5.1	4.4	3.7	4.6	4.0	3.4	4.3	3.7	3.2	4.0	3.5	3.0	4.0	3.5	3.0	
	345	406	6.6	5.8	4.9	5.3	4.6	3.9	4.6	4.0	3.4	4.2	3.7	3.1	3.9	3.4	2.9	3.7	3.2	2.7	3.7	3.2	2.7	
	345	610	5.8	5.1	4.3	4.6	4.0	3.4	4.0	3.5	3.0	3.7	3.2	2.7	3.4	3.0	2.5	3.2	2.8	2.4	3.2	2.8	2.4	
400S162-33	230	305	8.6	6.9	6.0	5.5	4.8	4.0	4.8	4.2	3.5	4.3	3.8	3.2	3.8	3.5	3.0	3.5	3.3	2.8	3.5	3.3	2.8	
	230	406	6.3	5.5	4.6	5.0	4.3	3.7	4.3	3.8	3.2	3.7	3.4	2.9	3.3	3.2	2.7	3.0	3.0	2.5	3.0	3.0	2.5	
	230	610	5.5	4.8	4.0	4.3	3.8	3.2	3.5	3.3	2.8	3.0	3.0	2.5	2.7	2.7	2.4	2.5e	2.5e	2.2	2.5e	2.5e	2.2	
400S162-43	230	305	7.5	6.6	5.5	6.0	5.2	4.4	5.2	4.5	3.8	4.7	4.1	3.5	4.4	3.8	3.2	4.1	3.6	3.0	4.1	3.6	3.0	
	230	406	6.8	6.0	5.0	5.4	4.7	4.0	4.7	4.1	3.5	4.3	3.8	3.2	3.9	3.5	2.9	3.6	3.3	2.8	3.6	3.3	2.8	
	230	610	6.0	5.2	4.4	4.7	4.1	3.5	4.1	3.6	3.0	3.6	3.3	2.8	3.2	3.0	2.6	2.9	2.9	2.4	2.9	2.9	2.4	
400S162-54	345	305	8.0	7.0	5.9	6.4	5.6	4.7	5.6	4.9	4.1	5.1	4.4	3.7	4.7	4.1	3.5	4.4	3.9	3.3	4.4	3.9	3.3	
	345	406	7.3	6.4	5.4	5.8	5.1	4.3	5.1	4.4	3.7	4.6	4.0	3.4	4.3	3.7	3.1	4.0	3.5	3.0	4.0	3.5	3.0	
	345	610	6.4	5.6	4.7	5.1	4.4	3.7	4.4	3.9	3.3	4.0	3.5	3.0	3.7	3.3	2.7	3.5	3.1	2.6	3.5	3.1	2.6	
400S162-68	345	305	8.6	7.5	6.3	6.8	6.0	5.0	6.0	5.2	4.4	5.4	4.7	4.0	5.0	4.4	3.7	4.7	4.1	3.5	4.7	4.1	3.5	
	345	406	7.8	6.8	5.8	6.2	5.4	4.6	5.4	4.7	4.0	4.9	4.3	3.6	4.6	4.0	3.4	4.3	3.8	3.2	4.3	3.8	3.2	
	345	610	6.8	6.0	5.0	5.4	4.7	4.0	4.7	4.1	3.5	4.3	3.8	3.2	4.0	3.5	2.9	3.8	3.3	2.8	3.8	3.3	2.8	
400S162-97	345	305	9.5	8.3	7.0	7.5	6.6	5.6	6.6	5.8	4.9	6.0	5.2	4.4	5.6	4.9	4.1	5.2	4.6	3.9	4.1	5.2	4.6	3.9
	345	406	8.6	7.5	6.4	6.9	6.0	5.0	6.0	5.2	4.4	5.4	4.8	4.0	5.0	4.4	3.7	4.8	4.1	3.5	4.8	4.1	3.5	
	345	610	7.5	6.6	5.6	6.0	5.2	4.4	5.2	4.6	3.9	4.8	4.1	3.5	4.4	3.9	3.2	4.1	3.6	3.1	4.1	3.6	3.1	
400S200-33	230	305	9.1	7.2	6.3	5.7	5.0	4.2	5.0	4.4	3.7	4.5	4.0	3.4	4.1	3.7	3.1	3.7	3.5	2.9	3.7	3.5	2.9	
	230	406	6.6	5.7	4.8	5.2	4.6	3.8	4.5	4.0	3.4	3.9	3.6	3.0	3.5	3.4	2.8	3.2	3.2	2.7	3.2	3.2	2.7	
	230	610	5.7	5.0	4.2	4.5	4.0	3.4	3.7	3.5	2.9	3.2	3.2	2.7	2.9e	2.9e	2.5	2.6e	2.6e	2.3	2.6e	2.6e	2.3	
400S200-43	230	305	7.9	6.9	5.8	6.3	5.5	4.6	5.5	4.8	4.0	5.0	4.4	3.7	4.6	4.0	3.4	4.4	3.8	3.2	4.4	3.8	3.2	
	230	406	7.2	6.3	5.3	5.7	5.0	4.2	5.0	4.4	3.7	4.5	4.0	3.3	4.2	3.7	3.1	3.9	3.5	2.9	3.9	3.5	2.9	
	230	610	6.3	5.5	4.6	5.0	4.4	3.7	4.4	3.8	3.2	3.9	3.5	2.9	3.5	3.2	2.7	3.2	3.0	2.5	3.2	3.0	2.5	
400S200-54	345	305	8.5	7.4	6.3	6.7	5.9	5.0	5.9	5.1	4.3	5.3	4.7	3.9	5.0	4.3	3.7	4.7	4.1	3.4	4.7	4.1	3.4	
	345	406	7.7	6.7	5.7	6.1	5.3	4.5	5.3	4.7	3.9	4.9	4.2	3.6	4.5	3.9	3.3	4.2	3.7	3.1	4.2	3.7	3.1	
	345	610	6.7	5.9	5.0	5.3	4.7	3.9	4.7	4.1	3.4	4.2	3.7	3.1	3.9	3.4	2.9	3.7	3.2	2.7	3.7	3.2	2.7	
400S200-68	345	305	9.1	7.9	6.7	7.2	6.3	5.3	6.3	5.5	4.6	5.7	5.0	4.2	5.3	4.6	3.9	5.0	4.4	3.7	5.0	4.4	3.7	
	345	406	8.3	7.2	6.1	6.6	5.7	4.8	5.7	5.0	4.2	5.2	4.5	3.8	4.8	4.2	3.6	4.5	4.0	3.3	4.5	4.0	3.3	
	345	610	7.2	6.3	5.3	5.7	5.0	4.2	5.0	4.4	3.7	4.5	4.0	3.3	4.2	3.7	3.1	4.0	3.5	2.9	4.0	3.5	2.9	
400S200-97	345	305	10.1	8.8	7.4	8.0	7.0	5.9	7.0	6.1	5.1	6.3	5.5	4.7	5.9	5.1	4.3	5.5	4.8	4.1	5.2	4.6	4.1	
	345	406	9.1	8.0	6.7	7.3	6.3	5.3	6.3	5.5	4.7	5.8	5.0	4.2	5.3	4.7	3.9	5.0	4.4	3.7	5.0	4.4	3.7	
	345	610	8.0	7.0	5.9	6.3	5.5	4.7	5.5	4.8	4.1	5.0	4.4	3.7	4.7	4.1	3.4	4.4	3.8	3.2	4.4	3.8	3.2	
400S250-33	230	305	9.4	7.5	6.6	6.0	5.2	4.4	5.2	4.5	3.8	4.7	4.1	3.5	4.2	3.8	3.2	3.8	3.6	3.0	3.8	3.6	3.0	
	230	406	6.8	6.0	5.0	5.4	4.7	4.0	4.7	4.1	3.5	4.1	3.8	3.2	3.6	3.5	2.9	3.3	3.3	2.8	3.3	3.3	2.8	
	230	610	6.0	5.2	4.4	4.7	4.1	3.5	3.8	3.6	3.0	3.3	3.3	2.8	3.0e	3.0e	2.6	2.7e	2.7e	2.4	2.7e	2.7e	2.4	
400S250-43	230	305	8.3	7.3	6.1	6.6	5.8	4.9	5.8	5.0	4.2	5.2	4.6	3.9	4.9	4.2	3.6	4.6	4.0	3.4	4.6	4.0	3.4	
	230	406	7.6	6.6	5.6	6.0	5.2	4.4	5.2	4.6	3.9	4.8	4.2	3.5	4.4	3.9	3.3	4.0	3.6	3.1	4.0	3.6	3.1	
	230	610	6.6	5.8	4.9	5.2	4.6	3.9	4.6	4.0	3.4	4.0	3.6	3.1	3.6	3.4	2.8	3.2	3.2	2.7	3.2	3.2	2.7	
400S250-54	345	305	8.8	7.7	6.5	7.0	6.1	5.2	6.1	5.3	4.5	5.6	4.9	4.1	5.2	4.5	3.8	4.9	4.2	3.6	4.9	4.2	3.6	
	345	406	8.0	7.0	5.9	6.4	5.6	4.7	5.6	4.9	4.1	5.0	4.4	3.7	4.7	4.1	3.5	4.4	3.9	3.2	4.4	3.9	3.2	
	345	610	7.0	6.1	5.2	5.6	4.9	4.1	4.9	4.2	3.6	4.4	3.9	3.2	4.1	3.6	3.0	3.9	3.4	2.8	3.9	3.4	2.8	
400S250-68	345	305	9.6	8.3	7.0	7.6	6.6	5.6	6.6	5.8	4.9	6.0	5.3	4.4	5.6	4.9	4.1	5.3	4.6	3.9	5.0	4.4	3.9	
	345	406	8.7	7.6	6.4	6.9	6.0	5.1	6.0	5.3	4.4	5.5	4.8	4.0	5.1	4.4	3.7	4.8	4.2	3.5	4.8	4.2	3.5	
	345	610	7.6	6.6	5.6	6.0	5.3	4.4	5.3	4.6	3.9	4.8	4.2	3.5	4.4	3.9	3.3	4.2	3.6	3.1	4.2	3.6	3.1	
400S250-97	345	305	10.6	9.3	7.8	8.4	7.4	6.2	7.4	6.4	5.4	6.7	5.9	4.9	6.2	5.4	4.6	5.9	5.1	4.3	6.2	5.4	4.6	
	345	406	9.7	8.4	7.1	7.7	6.7	5.6	6.7	5.9	4.9	6.1	5.3	4.5	5.6	4.9	4.2	5.3	4.6	3.9	5.3	4.6	3.9	
	345	610	8.4	7.4	6.2	6.7	5.9	4.9	5.9	5.1	4.3	5.3	4.6	3.9	4.9	4.3	3.6	4.						

SINGLE SPAN CURTAIN WALL LIMITING HEIGHTS (m)

Specified Loads			0.25 kPa			0.50 kPa			0.75 kPa			1.00 kPa			1.25 kPa			1.50 kPa		
Stud Designation	F _y (MPa)	Spacing (mm)	L/120	L/240	L/360	L/240	L/360	L/600	L/240	L/360	L/600	L/240	L/360	L/600	L/240	L/360	L/600	L/240	L/360	L/600
			600S125-33	230	305	8.5	8.5	7.5	6.0	6.0	5.0	4.9	4.9	4.4	4.3	4.3	4.0	3.8	3.8	3.7
	230	406	7.4	6.8	5.8	5.2	5.2	4.6	4.3	4.3	4.0	3.7	3.7	3.6	3.3	3.3	3.3	3.0	3.0	3.0
	230	610	6.0	6.0	5.0	4.3	4.3	4.0	3.5	3.5	3.5	3.0	3.0	3.0	2.7e	2.7e	2.7e	2.5e	2.5e	2.5e
600S125-43	230	305	9.5	8.3	7.0	7.3	6.6	5.5	6.0	5.7	4.8	5.2	5.2	4.4	4.6	4.6	4.1	4.2	4.2	3.8
	230	406	8.6	7.5	6.3	6.4	6.0	5.0	5.2	5.2	4.4	4.5	4.5	4.0	4.0	4.0	3.7	3.7	3.7	3.5
	230	610	7.3	6.6	5.5	5.2	5.2	4.4	4.2	4.2	3.8	3.7	3.7	3.5	3.3	3.3	3.2	3.0	3.0	3.0
600S125-54	345	305	10.2	8.9	7.5	8.1	7.0	5.9	7.0	6.2	5.2	6.4	5.6	4.7	5.9	5.2	4.4	5.6	4.9	4.1
	345	406	9.2	8.1	6.8	7.3	6.4	5.4	6.4	5.6	4.7	5.8	5.1	4.3	5.4	4.7	4.0	4.9	4.4	3.7
	345	610	8.1	7.0	5.9	6.4	5.6	4.7	5.6	4.9	4.1	4.9	4.4	3.7	4.4	4.1	3.5	4.0	3.9	3.3
600S162-33	230	305	10.8	9.5	8.3	7.5	6.6	5.5	6.2	5.7	4.8	5.4	5.2	4.4	4.8	4.8	4.1	4.4	4.4	3.8
	230	406	8.6	7.5	6.3	6.6	6.0	5.0	5.4	5.2	4.4	4.7	4.7	4.0	4.2e	4.2e	3.7	3.8e	3.8e	3.5e
	230	610	7.5	6.6	5.5	5.4	5.2	4.4	4.4	4.4	3.8	3.8e	3.8e	3.5e	3.4e	3.4e	3.2e	3.1e	3.1e	3.0e
600S162-43	230	305	10.3	9.0	7.6	8.2	7.1	6.0	7.1	6.2	5.3	6.4	5.7	4.8	5.8	5.3	4.4	5.2	5.0	4.2
	230	406	9.4	8.2	6.9	7.4	6.5	5.5	6.4	5.7	4.8	5.6	5.2	4.3	5.0	4.8	4.0	4.5	4.5	3.8
	230	610	8.2	7.1	6.0	6.4	5.7	4.8	5.2	5.0	4.2	4.5	4.5	3.8	4.1	4.1	3.5	3.7	3.7	3.3
600S162-54	345	305	11.1	9.7	8.1	8.8	7.7	6.5	7.7	6.7	5.7	7.0	6.1	5.1	6.5	5.7	4.8	6.1	5.3	4.5
	345	406	10.0	8.8	7.4	8.0	7.0	5.9	7.0	6.1	5.1	6.3	5.5	4.7	5.9	5.1	4.3	5.5	4.8	4.1
	345	610	8.8	7.7	6.5	7.0	6.1	5.1	6.1	5.3	4.5	5.5	4.8	4.1	5.1	4.5	3.8	4.8	4.2	3.6
600S162-68	345	305	11.9	10.4	8.7	9.4	8.2	6.9	8.2	7.2	6.1	7.5	6.5	5.5	6.9	6.1	5.1	6.5	5.7	4.8
	345	406	10.8	9.4	7.9	8.6	7.5	6.3	7.5	6.5	5.5	6.8	5.9	5.0	6.3	5.5	4.6	5.9	5.2	4.4
	345	610	9.4	8.2	6.9	7.5	6.5	5.5	6.5	5.7	4.8	5.9	5.2	4.4	5.5	4.8	4.1	5.2	4.5	3.8
600S162-97	345	305	13.1	11.5	9.7	10.4	9.1	7.7	9.1	8.0	6.7	8.3	7.2	6.1	7.7	6.7	5.7	7.2	6.3	5.3
	345	406	11.9	10.4	8.8	9.5	8.3	7.0	8.3	7.2	6.1	7.5	6.6	5.5	7.0	6.1	5.1	6.6	5.7	4.8
	345	610	10.4	9.1	7.7	8.3	7.2	6.1	7.2	6.3	5.3	6.6	5.7	4.8	6.1	5.3	4.5	5.7	5.0	4.2
600S200-33	230	305	11.5	9.9	8.6	7.8	6.9	5.8	6.6	6.0	5.1	5.8	5.4	4.6	5.1	5.1	4.3	4.7e	4.7e	4.0
	230	406	9.0	7.8	6.6	7.1	6.2	5.3	5.8	5.4	4.6	5.0	4.9	4.2	4.5e	4.5e	3.9	4.1e	4.1e	3.6e
	230	610	7.8	6.9	5.8	5.8	5.4	4.6	4.7e	4.7e	4.0	4.1e	4.1e	3.6e	3.6e	3.6e	3.4e	3.3e	3.3e	3.2e
600S200-43	230	305	10.8	9.5	8.0	8.6	7.5	6.3	7.5	6.6	5.5	6.8	6.0	5.0	6.2	5.5	4.7	5.6	5.2	4.4
	230	406	9.8	8.6	7.2	7.8	6.8	5.8	6.8	6.0	5.0	6.0	5.4	4.6	5.3	5.0	4.2	4.9	4.7	4.0
	230	610	8.6	7.5	6.3	6.8	6.0	5.0	5.6	5.2	4.4	4.9	4.7	4.0	4.4	4.4	3.7	4.0e	4.0e	3.5
600S200-54	345	305	11.6	10.2	8.6	9.2	8.1	6.8	8.1	7.0	5.9	7.3	6.4	5.4	6.8	5.9	5.0	6.4	5.6	4.7
	345	406	10.6	9.2	7.8	8.4	7.3	6.2	7.3	6.4	5.4	6.7	5.8	4.9	6.2	5.4	4.6	5.8	5.1	4.3
	345	610	9.2	8.1	6.8	7.3	6.4	5.4	6.4	5.6	4.7	5.8	5.1	4.3	5.4	4.7	4.0	5.1	4.4	3.7
600S200-68	345	305	12.5	10.9	9.2	9.9	8.6	7.3	8.6	7.6	6.4	7.9	6.9	5.8	7.3	6.4	5.4	6.9	6.0	5.1
	345	406	11.3	9.9	8.3	9.0	7.9	6.6	7.9	6.9	5.8	7.1	6.2	5.3	6.6	5.8	4.9	6.2	5.4	4.6
	345	610	9.9	8.6	7.3	7.9	6.9	5.8	6.9	6.0	5.1	6.2	5.4	4.6	5.8	5.1	4.3	5.4	4.8	4.0
600S200-97	345	305	13.8	12.1	10.2	11.0	9.6	8.1	9.6	8.4	7.1	8.7	7.6	6.4	8.1	7.1	6.0	7.6	6.7	5.6
	345	406	12.6	11.0	9.3	10.0	8.7	7.4	8.7	7.6	6.4	7.9	6.9	5.8	7.4	6.4	5.4	6.9	6.0	5.1
	345	610	11.0	9.6	8.1	8.7	7.6	6.4	7.6	6.7	5.6	6.9	6.0	5.1	6.4	5.6	4.7	6.0	5.3	4.5
600S250-33	230	305	11.8	10.2	8.9	8.1	7.1	6.0	6.8	6.2	5.2	5.9	5.6	4.7	5.3	5.2	4.4	4.8e	4.8e	4.1
	230	406	9.3	8.1	6.8	7.2	6.4	5.4	5.9	5.6	4.7	5.1e	5.1e	4.3	4.6e	4.6e	4.0	4.2e	4.2e	3.8e
	230	610	8.1	7.1	6.0	5.9	5.6	4.7	4.8e	4.8e	4.1	4.2e	4.2e	3.8e	3.7e	3.7e	3.5e	3.4e	3.4e	3.3e
600S250-43	230	305	11.3	9.9	8.3	9.0	7.8	6.6	7.8	6.9	5.8	7.1	6.2	5.3	6.3	5.8	4.9	5.8	5.4	4.6
	230	406	10.3	9.0	7.6	8.2	7.1	6.0	7.1	6.2	5.3	6.1	5.7	4.8	5.5	5.3	4.4	5.0	4.9	4.2
	230	610	9.0	7.8	6.6	7.1	6.2	5.3	5.8	5.4	4.6	5.0	4.9	4.2	4.5	4.5	3.9	4.1e	4.1e	3.6
600S250-54	345	305	12.0	10.5	8.8	9.5	8.3	7.0	8.3	7.3	6.1	7.6	6.6	5.6	7.0	6.1	5.2	6.6	5.8	4.9
	345	406	10.9	9.5	8.0	8.7	7.6	6.4	7.6	6.6	5.6	6.9	6.0	5.1	6.4	5.6	4.7	6.0	5.2	4.4
	345	610	9.5	8.3	7.0	7.6	6.6	5.6	6.6	5.8	4.9	6.0	5.2	4.4	5.6	4.9	4.1	5.2	4.6	3.9
600S250-68	345	305	13.0	11.4	9.6	10.3	9.0	7.6	9.0	7.9	6.7	8.2	7.2	6.0	7.6	6.7	5.6	7.2	6.3	5.3
	345	406	11.8	10.3	8.7	9.4	8.2	6.9	8.2	7.2	6.0	7.5	6.5	5.5	6.9	6.0	5.1	6.5	5.7	4.8
	345	610	10.3	9.0	7.6	8.2	7.2	6.0	7.2	6.3	5.3	6.5	5.7	4.8	6.0	5.3	4.5	5.7	5.0	4.2
600S250-97	345	305	14.5	12.7	10.7	11.5	10.1	8.5	10.1	8.8	7.4	9.2	8.0	6.7	8.5	7.4	6.3	8.0	7.0	5.9
	345	406	13.2	11.5	9.7	10.5	9.2	7.7	9.2	8.0	6.7	8.3	7.3	6.1	7.7	6.7	5.7	7.3	6.4	5.4
	345	610	11.5	10.1	8.5	9.2	8.0	6.7	8.0	7.0	5.9	7.3	6.4	5.4	6.7	5.9	5.0	6.4	5.5	4.7
600S300-33	230	305	11.9	10.5	9.2	8.3	7.3	6.1	6.9	6.4	5.4	6.0	5.8	4.9	5.3	5.3	4.5	4.9e	4.9e	4.3
	230	406	9.5	8.3	7.0	7.3	6.6	5.6	6.0	5.8	4.9	5.2e	5.2e	4.4	4.6e	4.6e	4.1e	4.2e	4.2e	3.9e
	230	610	8.3	7.3	6.1	6.0	5.8	4.9	4.9e	4.9e	4.3	4.2e	4.2e	3.9e	3.8e	3.8e	3.6e	3.4e	3.4e	3.4e
600S300-43	230	305	11.6	10.1	8.5	9.2	8.0	6.8	8.0	7.0	5.9	7.2	6.4	5.4	6.4	5.9	5.0	5.9	5.6	4.7
	230	406	10.5	9.2	7.8	8.4	7.3	6.2	7.2	6.4	5.4	6.2	5.8	4.9	5.6	5.4	4.5	5.1	5.1	4.3
	230	610	9.2	8.0	6.8	7.2	6.4	5.4	5.9	5.6	4.7	5.1	5.1	4.3	4.5	4.5	4.0	4.1e	4.1e	3.7
600S300-54	345	305	12.3	10.7																

SINGLE SPAN CURTAIN WALL LIMITING HEIGHTS (m)

Stud Designation	Specified Loads		0.25 kPa			0.50 kPa			0.75 kPa			1.00 kPa			1.25 kPa			1.50 kPa		
	F _y (MPa)	Spacing (mm)	L/120	L/240	L/360	L/240	L/360	L/600	L/240	L/360	L/600	L/240	L/360	L/600	L/240	L/360	L/600	L/240	L/360	L/600
	800S162-43	230	305	15.0	12.8	11.2	10.2	8.9	7.5	8.6	7.8	6.6	7.5e	7.1	6.0	6.7e	6.6e	5.5	6.1e	6.1e
	230	406	11.7	10.2	8.6	9.2	8.1	6.8	7.5e	7.1	6.0	6.5e	6.4e	5.4	5.8e	5.8e	5.0e	5.3e	5.3e	4.7e
	230	610	10.2	8.9	7.5	7.5e	7.1	6.0	6.1e	6.1e	5.2e	5.3e	5.3e	4.7e	4.7e	4.7e	4.4e	4.3e	4.3e	4.1e
800S162-54	345	305	13.8	12.1	10.2	11.0	9.6	8.1	9.6	8.4	7.1	8.7	7.6	6.4	8.1	7.1	6.0	7.6	6.6	5.6
	345	406	12.5	11.0	9.2	10.0	8.7	7.3	8.7	7.6	6.4	7.9	6.9	5.8	7.3	6.4	5.4	6.9	6.0	5.1
	345	610	11.0	9.6	8.1	8.7	7.6	6.4	7.6	6.6	5.6	6.9	6.0	5.1	6.3	5.6	4.7	5.8e	5.3	4.4
800S162-68	345	305	14.9	13.1	11.0	11.9	10.4	8.7	10.4	9.1	7.6	9.4	8.2	6.9	8.7	7.6	6.4	8.2	7.2	6.1
	345	406	13.6	11.9	10.0	10.8	9.4	7.9	9.4	8.2	6.9	8.6	7.5	6.3	7.9	6.9	5.8	7.5	6.5	5.5
	345	610	11.9	10.4	8.7	9.4	8.2	6.9	8.2	7.2	6.1	7.5	6.5	5.5	6.9	6.1	5.1	6.5	5.7	4.8
800S162-97	345	305	16.6	14.5	12.2	13.2	11.5	9.7	11.5	10.1	8.5	10.5	9.1	7.7	9.7	8.5	7.2	9.1	8.0	6.7
	345	406	15.1	13.2	11.1	12.0	10.5	8.8	10.5	9.1	7.7	9.5	8.3	7.0	8.8	7.7	6.5	8.3	7.3	6.1
	345	610	13.2	11.5	9.7	10.5	9.1	7.7	9.1	8.0	6.7	8.3	7.3	6.1	7.7	6.7	5.7	7.3	6.3	5.4
800S200-43	230	305	16.1	13.6	11.9	10.8	9.4	7.9	9.3	8.2	6.9	8.0e	7.5e	6.3	7.2e	6.9e	5.9e	6.6e	6.5e	5.5e
	230	406	12.3	10.8	9.1	9.8	8.6	7.2	8.0e	7.5e	6.3	7.0e	6.8e	5.7e	6.2e	6.2e	5.3e	5.7e	5.7e	5.0e
	230	610	10.8	9.4	7.9	8.0e	7.5e	6.3	6.6e	6.5e	5.5e	5.7e	5.7e	5.0e	5.1e	5.1e	4.6e	4.6e	4.6e	4.4e
800S200-54	345	305	14.6	12.8	10.8	11.6	10.1	8.5	10.1	8.8	7.5	9.2	8.0	6.8	8.5	7.5	6.3	8.0	7.0	5.9
	345	406	13.3	11.6	9.8	10.5	9.2	7.8	9.2	8.0	6.8	8.4	7.3	6.2	7.8	6.8	5.7	7.3	6.4	5.4
	345	610	11.6	10.1	8.5	9.2	8.0	6.8	8.0	7.0	5.9	7.3	6.4	5.4	6.8e	5.9	5.0	6.2e	5.6	4.7
800S200-68	345	305	15.7	13.7	11.5	12.4	10.9	9.2	10.9	9.5	8.0	9.9	8.6	7.3	9.2	8.0	6.8	8.6	7.5	6.4
	345	406	14.2	12.4	10.5	11.3	9.9	8.3	9.9	8.6	7.3	9.0	7.8	6.6	8.3	7.3	6.1	7.8	6.8	5.8
	345	610	12.4	10.9	9.2	9.9	8.6	7.3	8.6	7.5	6.4	7.8	6.8	5.8	7.3	6.4	5.4	6.8	6.0	5.0
800S200-97	345	305	17.4	15.2	12.8	13.8	12.1	10.2	12.1	10.6	8.9	11.0	9.6	8.1	10.2	8.9	7.5	9.6	8.4	7.1
	345	406	15.8	13.8	11.7	12.6	11.0	9.3	11.0	9.6	8.1	10.0	8.7	7.4	9.3	8.1	6.8	8.7	7.6	6.4
	345	610	13.8	12.1	10.2	11.0	9.6	8.1	9.6	8.4	7.1	8.7	7.6	6.4	8.1	7.1	6.0	7.6	6.7	5.6
800S250-43	230	305	16.5	14.1	12.4	11.2	9.8	8.3	9.5e	8.6	7.2	8.2e	7.8e	6.6	7.4e	7.2e	6.1e	6.7e	6.7e	5.7e
	230	406	12.8	11.2	9.5	10.1	8.9	7.5	8.2e	7.8e	6.6	7.1e	7.1e	6.0e	6.4e	6.4e	5.5e	5.8e	5.8e	5.2e
	230	610	11.2	9.8	8.3	8.2e	7.8e	6.6	6.7e	6.7e	5.7e	5.8e	5.8e	5.2e	5.2e	5.2e	4.8e	4.8e	4.8e	4.6e
800S250-54	345	305	15.0	13.1	11.1	11.9	10.4	8.8	10.4	9.1	7.7	9.5	8.3	7.0	8.8	7.7	6.5	8.3	7.2	6.1
	345	406	13.7	11.9	10.1	10.8	9.5	8.0	9.5	8.3	7.0	8.6	7.5	6.3	8.0	7.0	5.9	7.5	6.6	5.5
	345	610	11.9	10.4	8.8	9.5	8.3	7.0	8.3	7.2	6.1	7.5	6.6	5.5	6.9e	6.1	5.1	6.3e	5.7e	4.8
800S250-68	345	305	16.3	14.2	12.0	12.9	11.3	9.5	11.3	9.9	8.3	10.3	9.0	7.6	9.5	8.3	7.0	9.0	7.8	6.6
	345	406	14.8	12.9	10.9	11.7	10.3	8.7	10.3	9.0	7.6	9.3	8.1	6.9	8.7	7.6	6.4	8.1	7.1	6.0
	345	610	12.9	11.3	9.5	10.3	9.0	7.6	9.0	7.8	6.6	8.1	7.1	6.0	7.6	6.6	5.6	7.1	6.2	5.2
800S250-97	345	305	18.2	15.9	13.4	14.5	12.6	10.7	12.6	11.0	9.3	11.5	10.0	8.5	10.7	9.3	7.9	10.0	8.8	7.4
	345	406	16.6	14.5	12.2	13.1	11.5	9.7	11.5	10.0	8.5	10.4	9.1	7.7	9.7	8.5	7.1	9.1	8.0	6.7
	345	610	14.5	12.6	10.7	11.5	10.0	8.5	10.0	8.8	7.4	9.1	8.0	6.7	8.5	7.4	6.2	8.0	7.0	5.9
800S300-43	230	305	16.7	14.5	12.6	11.5	10.0	8.5	9.7e	8.8	7.4	8.4e	8.0e	6.7	7.5e	7.4e	6.2e	6.8e	6.8e	5.9e
	230	406	13.1	11.5	9.7	10.2e	9.1	7.7	8.4e	8.0e	6.7	7.2e	7.2e	6.1e	6.5e	6.5e	5.7e	5.9e	5.9e	5.3e
	230	610	11.5	10.0	8.5	8.4e	8.0e	6.7	6.8e	6.8e	5.9e	5.9e	5.9e	5.3e	5.3e	5.3e	4.9e	4.8e	4.8e	4.7e
800S300-54	345	305	15.4	13.4	11.3	12.2	10.7	9.0	10.7	9.3	7.8	9.7	8.5	7.1	9.0	7.8	6.6	8.5	7.4	6.2
	345	406	14.0	12.2	10.3	11.1	9.7	8.2	9.7	8.5	7.1	8.8	7.7	6.5	8.2	7.1	6.0	7.7	6.7	5.7
	345	610	12.2	10.7	9.0	9.7	8.5	7.1	8.5	7.4	6.2	7.7	6.7	5.7	7.0e	6.2	5.3	6.4e	5.9e	4.9
800S300-68	345	305	16.7	14.6	12.3	13.3	11.6	9.8	11.6	10.1	8.5	10.5	9.2	7.8	9.8	8.5	7.2	9.2	8.0	6.8
	345	406	15.2	13.3	11.2	12.0	10.5	8.9	10.5	9.2	7.8	9.6	8.3	7.0	8.9	7.8	6.5	8.3	7.3	6.2
	345	610	13.3	11.6	9.8	10.5	9.2	7.8	9.2	8.0	6.8	8.3	7.3	6.2	7.8	6.8	5.7	7.3	6.4	5.4
800S300-97	345	305	18.8	16.5	13.9	14.9	13.1	11.0	13.1	11.4	9.6	11.9	10.4	8.7	11.0	9.6	8.1	10.4	9.1	7.6
	345	406	17.1	14.9	12.6	13.6	11.9	10.0	11.9	10.4	8.7	10.8	9.4	7.9	10.0	8.7	7.4	9.4	8.2	6.9
	345	610	14.9	13.1	11.0	11.9	10.4	8.7	10.4	9.1	7.6	9.4	8.2	6.9	8.7	7.6	6.4	8.2	7.2	6.1

NOTES:

1) $p = I_w \{qC_c C_g C_p\}$; I_w of 0.75 has been incorporated in the deflection values of the table.

The parameters in the bracket { } must be determined by the design professional in accordance with the NBCC.

2) "e" web stiffeners required at ends.

SINGLE SPAN CURTAIN WALL LIMITING HEIGHTS (m)

Stud Designation		Specified Loads		1.75 kPa			2.00 kPa			2.25 kPa			2.50 kPa			2.75 kPa			3.00 kPa		
		F _y (MPa)	Spacing (mm)	L/240	L/360	L/600	L/240	L/360	L/600	L/240	L/360	L/600	L/240	L/360	L/600	L/240	L/360	L/600	L/240	L/360	L/600
		362S125-33	230	305	2.4	2.4	2.2	2.3	2.3	2.1	2.1	2.1	2.1	2.0	2.0	2.0	1.9	1.9	1.9	1.9	1.9
	230	406	2.1	2.1	2.0	2.0	2.0	1.9	1.9	1.9	1.9	1.8	1.8	1.8	1.7	1.7	1.7	1.6	1.6	1.6	
	230	610	1.7	1.7	1.7	1.6	1.6	1.6	1.5	1.5	1.5	1.4	1.4	1.4	1.4e	1.4e	1.4e	1.3e	1.3e	1.3e	
362S125-43	230	305	2.9	2.9	2.4	2.7	2.7	2.3	2.6	2.6	2.2	2.4	2.4	2.2	2.3	2.3	2.1	2.2	2.2	2.0	
	230	406	2.5	2.5	2.2	2.4	2.4	2.1	2.2	2.2	2.0	2.1	2.1	2.0	2.0	2.0	1.9	1.9	1.9	1.8	
	230	610	2.1	2.1	1.9	1.9	1.9	1.8	1.8	1.8	1.8	1.7	1.7	1.7	1.6	1.6	1.6	1.6	1.6	1.6	
362S125-54	345	305	3.5	3.1	2.6	3.4	3.0	2.5	3.3	2.8	2.4	3.1	2.7	2.3	3.0	2.7	2.2	3.0	2.6	2.2	
	345	406	3.2	2.8	2.4	3.1	2.7	2.3	3.0	2.6	2.2	2.8	2.5	2.1	2.7	2.4	2.0	2.6	2.3	2.0	
	345	610	2.7	2.5	2.1	2.6	2.3	2.0	2.4	2.3	1.9	2.3	2.2	1.8	2.2	2.1	1.8	2.1	2.0	1.7	
362S162-33	230	305	3.1	2.9	2.5	2.9	2.8	2.4	2.7	2.7	2.3	2.6	2.6	2.2	2.4	2.4	2.1	2.3	2.3	2.1	
	230	406	2.7	2.7	2.2	2.5	2.5	2.1	2.3	2.3	2.1	2.2e	2.2e	2.0	2.1e	2.1e	1.9	2.0e	2.0e	1.9e	
	230	610	2.2e	2.2e	2.0	2.0e	2.0e	1.9e	1.9e	1.9e	1.8e	1.8e	1.8e	1.7e	1.7e	1.7e	1.7e	1.7e	1.7e	1.6e	
362S162-43	230	305	3.6	3.2	2.7	3.4	3.0	2.6	3.2	2.9	2.5	3.0	2.8	2.4	2.9	2.7	2.3	2.8	2.7	2.2	
	230	406	3.1	2.9	2.4	2.9	2.8	2.3	2.8	2.7	2.2	2.6	2.6	2.2	2.5	2.5	2.1	2.4	2.4	2.0	
	230	610	2.6	2.5	2.1	2.4	2.4	2.0	2.3	2.3	2.0	2.2	2.2	1.9	2.1	2.1	1.8	2.0	2.0	1.8	
362S162-54	345	305	3.9	3.4	2.9	3.7	3.3	2.7	3.6	3.1	2.6	3.5	3.0	2.5	3.3	2.9	2.5	3.3	2.8	2.4	
	345	406	3.5	3.1	2.6	3.4	3.0	2.5	3.3	2.8	2.4	3.1	2.7	2.3	3.0	2.7	2.2	3.0	2.6	2.2	
	345	610	3.1	2.7	2.3	3.0	2.6	2.2	2.8	2.5	2.1	2.7	2.4	2.0	2.7	2.3	2.0	2.6	2.3	1.9	
362S162-68	345	305	4.2	3.6	3.1	4.0	3.5	2.9	3.8	3.3	2.8	3.7	3.2	2.7	3.6	3.1	2.6	3.5	3.0	2.6	
	345	406	3.8	3.3	2.8	3.6	3.2	2.7	3.5	3.0	2.6	3.4	2.9	2.5	3.3	2.8	2.4	3.2	2.8	2.3	
	345	610	3.3	2.9	2.4	3.2	2.8	2.3	3.0	2.7	2.2	2.9	2.6	2.2	2.8	2.5	2.1	2.8	2.4	2.0	
362S162-97	345	305	4.6	4.0	3.4	4.4	3.8	3.2	4.2	3.7	3.1	4.1	3.6	3.0	4.0	3.5	2.9	3.8	3.4	2.8	
	345	406	4.2	3.6	3.1	4.0	3.5	2.9	3.8	3.4	2.8	3.7	3.2	2.7	3.6	3.1	2.6	3.5	3.0	2.6	
	345	610	3.6	3.2	2.7	3.5	3.0	2.6	3.4	2.9	2.5	3.2	2.8	2.4	3.1	2.7	2.3	3.0	2.7	2.2	
362S200-33	230	305	3.3	3.1	2.6	3.0	2.9	2.5	2.9	2.8	2.4	2.7	2.7	2.3	2.6	2.6	2.2	2.5e	2.5e	2.2	
	230	406	2.8	2.8	2.3	2.6	2.6	2.2	2.5e	2.5e	2.2	2.4e	2.4e	2.1	2.2e	2.2e	2.0e	2.2e	2.2e	2.0e	
	230	610	2.3e	2.3e	2.0	2.2e	2.2e	2.0e	2.0e	1.9e	1.9e	1.8e	1.8e	1.8e	1.8e	1.8e	1.8e	1.8e	1.8e	1.7e	
362S200-43	230	305	3.8	3.4	2.8	3.7	3.2	2.7	3.4	3.1	2.6	3.3	3.0	2.5	3.1	2.9	2.4	3.0	2.8	2.4	
	230	406	3.4	3.0	2.6	3.2	2.9	2.5	3.0	2.8	2.4	2.8	2.7	2.3	2.7	2.6	2.2	2.6	2.5	2.1	
	230	610	2.8	2.7	2.2	2.6	2.5	2.1	2.4	2.4	2.1	2.3	2.3	2.0	2.2e	2.2e	1.9	2.1e	2.1e	1.9	
362S200-54	345	305	4.1	3.6	3.0	3.9	3.4	2.9	3.8	3.3	2.8	3.7	3.2	2.7	3.5	3.1	2.6	3.4	3.0	2.5	
	345	406	3.7	3.3	2.8	3.6	3.1	2.6	3.4	3.0	2.5	3.3	2.9	2.4	3.2	2.8	2.4	3.1	2.7	2.3	
	345	610	3.3	2.9	2.4	3.1	2.7	2.3	3.0	2.6	2.2	2.9	2.5	2.1	2.8	2.5	2.1	2.7	2.4	2.0	
362S200-68	345	305	4.4	3.8	3.2	4.2	3.7	3.1	4.1	3.5	3.0	3.9	3.4	2.9	3.8	3.3	2.8	3.7	3.2	2.7	
	345	406	4.0	3.5	2.9	3.8	3.3	2.8	3.7	3.2	2.7	3.6	3.1	2.6	3.4	3.0	2.5	3.3	2.9	2.5	
	345	610	3.5	3.1	2.6	3.3	2.9	2.5	3.2	2.8	2.4	3.1	2.7	2.3	3.0	2.6	2.2	2.9	2.6	2.2	
362S200-97	345	305	4.9	4.3	3.6	4.7	4.1	3.4	4.5	3.9	3.3	4.3	3.8	3.2	4.2	3.7	3.1	4.1	3.6	3.0	
	345	406	4.4	3.9	3.3	4.2	3.7	3.1	4.1	3.6	3.0	3.9	3.4	2.9	3.8	3.3	2.8	3.7	3.2	2.7	
	345	610	3.9	3.4	2.8	3.7	3.2	2.7	3.6	3.1	2.6	3.4	3.0	2.5	3.3	2.9	2.5	3.2	2.8	2.4	
362S250-33	230	305	3.4	3.2	2.7	3.1	3.0	2.6	3.0	2.9	2.5	2.8	2.8	2.4	2.7e	2.7e	2.3	2.6e	2.6e	2.2	
	230	406	2.9	2.9	2.4	2.7e	2.7e	2.3	2.6e	2.6e	2.2	2.4e	2.4e	2.2	2.3e	2.3e	2.1e	2.2e	2.2e	2.0e	
	230	610	2.4e	2.4e	2.1e	2.2e	2.2e	2.0e	2.1e	2.1e	2.0e	2.0e	1.9e	1.9e	1.9e	1.8e	1.8e	1.8e	1.8e	1.8e	
362S250-43	230	305	4.0	3.5	3.0	3.8	3.4	2.8	3.5	3.2	2.7	3.4	3.1	2.6	3.2	3.0	2.6	3.1	2.9	2.5	
	230	406	3.5	3.2	2.7	3.3	3.1	2.6	3.1	2.9	2.5	2.9	2.8	2.4	2.8	2.8	2.3	2.7	2.7	2.3	
	230	610	2.8	2.8	2.4	2.7	2.7	2.3	2.5	2.5	2.2	2.4	2.4	2.1	2.3e	2.3e	2.0	2.2e	2.2e	2.0	
362S250-54	345	305	4.3	3.7	3.2	4.1	3.6	3.0	3.9	3.4	2.9	3.8	3.3	2.8	3.7	3.2	2.7	3.6	3.1	2.6	
	345	406	3.9	3.4	2.9	3.7	3.2	2.7	3.6	3.1	2.6	3.5	3.0	2.5	3.3	2.9	2.5	3.2	2.8	2.4	
	345	610	3.4	3.0	2.5	3.2	2.8	2.4	3.1	2.7	2.3	3.0	2.6	2.2	2.9	2.6	2.2	2.8	2.5	2.1	
362S250-68	345	305	4.6	4.1	3.4	4.4	3.9	3.3	4.3	3.7	3.1	4.1	3.6	3.0	4.0	3.5	2.9	3.9	3.4	2.9	
	345	406	4.2	3.7	3.1	4.0	3.5	3.0	3.9	3.4	2.9	3.7	3.3	2.8	3.6	3.2	2.7	3.5	3.1	2.6	
	345	610	3.7	3.2	2.7	3.5	3.1	2.6	3.4	3.0	2.5	3.3	2.9	2.4	3.2	2.8	2.3	3.1	2.7	2.3	
362S250-97	345	305	5.2	4.5	3.8	4.9	4.3	3.6	4.7	4.1	3.5	4.6	4.0	3.4	4.4	3.9	3.3	4.3	3.8	3.2	
	345	406	4.7	4.1	3.5	4.5	3.9	3.3	4.3	3.8	3.2	4.2	3.6	3.1	4.0	3.5	3.0	3.9	3.4	2.9	
	345	610	4.1	3.6	3.0	3.9	3.4	2.9	3.8	3.3	2.8	3.6	3.2	2.7	3.5	3.1	2.6	3.4	3.0	2.5	
362S300-33	230	305	3.4	3.3	2.8	3.2	3.1	2.6	3.0	3.0	2.5	2.9	2.9	2.5	2.7e	2.7e	2.4	2.6e	2.6e	2.3	
	230	406	3.0	3.0	2.5	2.8e	2.8e	2.4	2.6e	2.6e	2.3	2.5e	2.5e	2.2e	2.4e	2.4e	2.2e	2.3e	2.3e	2.1e	
	230	610	2.4e	2.4e	2.2e	2.3e	2.3e	2.1e	2.1e	2.1e	2.0e	2.0e	2.0e	1.9e	1.9e	1.9e	1.9e	1.9e	1.9e	1.8e	
362S300-43	230	305	4.1	3.6	3.1	3.8	3.5	2.9	3.6	3.3	2.8	3.4	3.2	2.7	3.2	3.1	2.6	3.1	3.0	2.6	
	230	406	3.5	3.3	2.8	3.3	3.2	2.7	3.1	3.0	2.6	2.9	2.9	2.5	2.8	2.8	2.4	2.7	2.7	2.3	
	230	610	2.9	2.9	2.4	2.7	2.7	2.3	2.5	2.5	2.2	2.4	2.4	2.2	2.3e	2.3e	2.1	2.2e	2.2e	2.0e	
362S300-54	345	305	4.4	3.8	3.2																

SINGLE SPAN CURTAIN WALL LIMITING HEIGHTS (m)

Stud Designation	Specified Loads		1.75 kPa			2.00 kPa			2.25 kPa			2.50 kPa			2.75 kPa			3.00 kPa		
	F _y	Spacing	L/240	L/360	L/600	L/240	L/360	L/600	L/240	L/360	L/600	L/240	L/360	L/600	L/240	L/360	L/600	L/240	L/360	L/600
	(MPa)	(mm)																		
400S125-33	230	305	2.6	2.6	2.4	2.4	2.4	2.3	2.3	2.2	2.2	2.2	2.1	2.1	2.1	2.1	2.0	2.0	2.0	
	230	406	2.2	2.2	2.2	2.1	2.1	2.1	2.0	2.0	2.0	1.9	1.9	1.9	1.8	1.8	1.8	1.7	1.7	1.7
	230	610	1.8	1.8	1.8	1.7	1.7	1.7	1.6e	1.6e	1.6e	1.5e	1.5e	1.5e	1.5e	1.5e	1.5e	1.4e	1.4e	1.4e
400S125-43	230	305	3.1	3.1	2.6	2.9	2.9	2.5	2.7	2.7	2.4	2.6	2.6	2.3	2.5	2.5	2.3	2.4	2.4	2.2
	230	406	2.7	2.7	2.4	2.5	2.5	2.3	2.4	2.4	2.2	2.2	2.2	2.1	2.1	2.1	2.1	2.1	2.1	2.0
	230	610	2.2	2.2	2.1	2.1	2.1	2.0	1.9	1.9	1.9	1.8	1.8	1.8	1.7	1.7	1.7	1.7	1.7	1.7
400S125-54	345	305	3.8	3.3	2.8	3.7	3.2	2.7	3.5	3.1	2.6	3.4	3.0	2.5	3.3	2.9	2.4	3.2	2.8	2.4
	345	406	3.5	3.0	2.6	3.3	2.9	2.4	3.2	2.8	2.4	3.0	2.7	2.3	2.9	2.6	2.2	2.7	2.5	2.1
	345	610	2.9	2.7	2.2	2.7	2.5	2.1	2.6	2.4	2.1	2.4	2.4	2.0	2.3	2.3	1.9	2.2	2.2	1.9
400S162-33	230	305	3.2	3.1	2.7	3.0	3.0	2.5	2.9	2.9	2.4	2.7	2.7	2.4	2.6	2.6	2.3	2.5e	2.5e	2.2
	230	406	2.8	2.8	2.4	2.6	2.6	2.3	2.5e	2.5e	2.2	2.4e	2.4e	2.1	2.2e	2.2e	2.1e	2.1e	2.1e	2.0e
	230	610	2.3e	2.3e	2.1e	2.1e	2.1e	2.0e	2.0e	2.0e	1.9e	1.9e	1.9e	1.9e	1.8e	1.8e	1.8e	1.8e	1.8e	1.8e
400S162-43	230	305	3.9	3.4	2.9	3.6	3.3	2.8	3.4	3.2	2.7	3.2	3.0	2.6	3.1	2.9	2.5	2.9	2.9	2.4
	230	406	3.3	3.1	2.6	3.1	3.0	2.5	2.9	2.9	2.4	2.8	2.8	2.3	2.7	2.7	2.3	2.5	2.5	2.2
	230	610	2.7	2.7	2.3	2.5	2.5	2.2	2.4	2.4	2.1	2.3	2.3	2.0	2.2	2.2	2.0	2.1e	2.1e	1.9
400S162-54	345	305	4.2	3.7	3.1	4.0	3.5	3.0	3.9	3.4	2.8	3.7	3.3	2.7	3.6	3.2	2.7	3.5	3.1	2.6
	345	406	3.8	3.3	2.8	3.7	3.2	2.7	3.5	3.1	2.6	3.4	3.0	2.5	3.3	2.9	2.4	3.2	2.8	2.4
	345	610	3.3	2.9	2.5	3.2	2.8	2.4	3.1	2.7	2.3	3.0	2.6	2.2	2.9	2.5	2.1	2.8	2.4	2.1
400S162-68	345	305	4.5	3.9	3.3	4.3	3.8	3.2	4.1	3.6	3.0	4.0	3.5	2.9	3.9	3.4	2.9	3.8	3.3	2.8
	345	406	4.1	3.6	3.0	3.9	3.4	2.9	3.8	3.3	2.8	3.6	3.2	2.7	3.5	3.1	2.6	3.4	3.0	2.5
	345	610	3.6	3.1	2.6	3.4	3.0	2.5	3.3	2.9	2.4	3.2	2.8	2.3	3.1	2.7	2.3	3.0	2.6	2.2
400S162-97	345	305	5.0	4.3	3.7	4.8	4.1	3.5	4.6	4.0	3.4	4.4	3.9	3.2	4.3	3.7	3.1	4.1	3.6	3.1
	345	406	4.5	3.9	3.3	4.3	3.8	3.2	4.1	3.6	3.1	4.0	3.5	3.0	3.9	3.4	2.9	3.8	3.3	2.8
	345	610	3.9	3.4	2.9	3.8	3.3	2.8	3.6	3.2	2.7	3.5	3.1	2.6	3.4	3.0	2.5	3.3	2.9	2.4
400S200-33	230	305	3.4	3.3	2.8	3.2	3.2	2.7	3.0	3.0	2.6	2.9e	2.9e	2.5	2.7e	2.7e	2.4	2.6e	2.6e	2.3
	230	406	3.0	3.0	2.5	2.8e	2.8e	2.4	2.6e	2.6e	2.3	2.5e	2.5e	2.2e	2.4e	2.4e	2.2e	2.3e	2.3e	2.1e
	230	610	2.4e	2.4e	2.2e	2.3e	2.3e	2.1e	2.1e	2.0e	2.0e	2.0e	2.0e	1.9e	1.9e	1.9e	1.9e	1.9e	1.9e	1.8e
400S200-43	230	305	4.1	3.6	3.0	3.9	3.5	2.9	3.6	3.3	2.8	3.5	3.2	2.7	3.3	3.1	2.6	3.2	3.0	2.5
	230	406	3.6	3.3	2.8	3.3	3.1	2.6	3.2	3.0	2.5	3.0	2.9	2.5	2.9	2.8	2.4	2.7	2.7	2.3
	230	610	2.9	2.9	2.4	2.7	2.7	2.3	2.6	2.2	2.4e	2.4e	2.1	2.3e	2.3e	2.1	2.2e	2.2e	2.0e	
400S200-54	345	305	4.4	3.9	3.3	4.2	3.7	3.1	4.1	3.6	3.0	3.9	3.4	2.9	3.8	3.3	2.8	3.7	3.2	2.7
	345	406	4.0	3.5	3.0	3.9	3.4	2.8	3.7	3.2	2.7	3.6	3.1	2.6	3.5	3.0	2.6	3.4	2.9	2.5
	345	610	3.5	3.1	2.6	3.4	2.9	2.5	3.2	2.8	2.4	3.1	2.7	2.3	3.0	2.6	2.2	2.9	2.6	2.2
400S200-68	345	305	4.8	4.2	3.5	4.5	4.0	3.3	4.4	3.8	3.2	4.2	3.7	3.1	4.1	3.6	3.0	4.0	3.5	2.9
	345	406	4.3	3.8	3.2	4.1	3.6	3.0	4.0	3.5	2.9	3.8	3.3	2.8	3.7	3.2	2.7	3.6	3.2	2.7
	345	610	3.8	3.3	2.8	3.6	3.2	2.7	3.5	3.0	2.6	3.3	2.9	2.5	3.2	2.8	2.4	3.2	2.8	2.3
400S200-97	345	305	5.3	4.6	3.9	5.0	4.4	3.7	4.8	4.2	3.6	4.7	4.1	3.4	4.5	4.0	3.3	4.4	3.8	3.2
	345	406	4.8	4.2	3.5	4.6	4.0	3.4	4.4	3.8	3.2	4.2	3.7	3.1	4.1	3.6	3.0	4.0	3.5	2.9
	345	610	4.2	3.6	3.1	4.0	3.5	2.9	3.8	3.4	2.8	3.7	3.2	2.7	3.6	3.1	2.6	3.5	3.0	2.6
400S250-33	230	305	3.6	3.4	2.9	3.3	3.3	2.8	3.1	3.1	2.7	3.0e	3.0e	2.6	2.8e	2.8e	2.5	2.7e	2.7e	2.4e
	230	406	3.1e	3.1e	2.6	2.9e	2.9e	2.5	2.7e	2.7e	2.4e	2.6e	2.6e	2.3e	2.5e	2.5e	2.3e	2.4e	2.4e	2.2e
	230	610	2.5e	2.5e	2.3e	2.4e	2.4e	2.2e	2.2e	2.1e	2.1e	2.1e	2.1e	2.0e	2.0e	2.0e	2.0e	1.9e	1.9e	1.9e
400S250-43	230	305	4.2	3.8	3.2	4.0	3.6	3.1	3.7	3.5	2.9	3.6	3.4	2.8	3.4	3.3	2.8	3.2	3.2	2.7
	230	406	3.7	3.4	2.9	3.4	3.3	2.8	3.2	3.2	2.7	3.1	3.1	2.6	2.9	2.9	2.5	2.8	2.8	2.4
	230	610	3.0	3.0	2.5	2.8	2.8	2.4	2.6	2.6	2.3	2.5e	2.5e	2.3	2.4e	2.4e	2.2e	2.3e	2.3e	2.1e
400S250-54	345	305	4.6	4.0	3.4	4.4	3.9	3.2	4.2	3.7	3.1	4.1	3.6	3.0	4.0	3.5	2.9	3.9	3.4	2.8
	345	406	4.2	3.7	3.1	4.0	3.5	3.0	3.9	3.4	2.8	3.7	3.2	2.7	3.6	3.1	2.7	3.5	3.1	2.6
	345	610	3.7	3.2	2.7	3.5	3.1	2.6	3.4	2.9	2.5	3.2	2.8	2.4	3.1	2.7	2.3	3.0	2.7	2.3
400S250-68	345	305	5.0	4.4	3.7	4.8	4.2	3.5	4.6	4.0	3.4	4.4	3.9	3.3	4.3	3.8	3.2	4.2	3.6	3.1
	345	406	4.5	4.0	3.3	4.3	3.8	3.2	4.2	3.6	3.1	4.0	3.5	3.0	3.9	3.4	2.9	3.8	3.3	2.8
	345	610	4.0	3.5	2.9	3.8	3.3	2.8	3.6	3.2	2.7	3.5	3.1	2.6	3.4	3.0	2.5	3.3	2.9	2.4
400S250-97	345	305	5.6	4.9	4.1	5.3	4.6	3.9	5.1	4.5	3.8	4.9	4.3	3.6	4.8	4.2	3.5	4.6	4.1	3.4
	345	406	5.1	4.4	3.7	4.8	4.2	3.6	4.6	4.1	3.4	4.5	3.9	3.3	4.3	3.8	3.2	4.2	3.7	3.1
	345	610	4.4	3.9	3.3	4.2	3.7	3.1	4.1	3.5	3.0	3.9	3.4	2.9	3.8	3.3	2.8	3.7	3.2	2.7
400S300-33	230	305	3.6	3.5	3.0	3.4	3.4	2.8	3.2e	3.2e	2.7	3.0e	3.0e	2.6	2.9e	2.9e	2.6	2.8e	2.8e	2.5e
	230	406	3.1e	3.1e	2.7	2.9e	2.9e	2.6	2.8e	2.8e	2.5e	2.6e	2.6e	2.4e	2.5e	2.5e	2.3e	2.4e	2.4e	2.3e
	230	610	2.6e	2.6e	2.4e	2.4e	2.4e	2.3e	2.3e	2.3e	2.2e	2.1e	2.1e	2.1e	2.0e	2.0e	2.0e	2.0e	2.0e	2.0e
400S300-43	230	305	4.3	3.9	3.3	4.0	3.7	3.1	3.8	3.6	3.0	3.6	3.5	2.9	3.4	3.4	2.8	3.3	3.3	2.8
	230	406	3.7	3.5	3.0	3.5	3.4	2.9	3.3	3.3	2.8	3.1	3.1	2.7	3.0	3.0	2.6	2.8	2.8	2.5
	230	610	3.0	3.0	2.6	2.8	2.8	2.5	2.7e	2.7e	2.4	2.5e	2.5e	2.3	2.4e	2.4e	2.2e	2.3e	2.3e	2.2e
400S300-54	345	305	4.7	4.1	3.5	4.5	4.0	3.3	4.4	3.8	3.2	4.2	3.7	3.1	4.1	3.6	3.0	4.0	3.5	2.9
	345	406	4.3	3.8	3.2	4.1	3.6	3.0	4.0	3.5	2.9	3.8	3.3	2.8	3.7	3.2	2.7	3.6	3.1	2.6
	345	610	3.8	3.3	2.8	3.6	3.1	2.6	3.5	3.0	2.5	3.3	2.9	2.5	3.2	2.8	2.4	3.1	2.7	2.3
400S300-68	345	305	5.2	4.5	3.8	4.9	4.3	3.6	4.7	4.1	3.5	4.6	4.0	3.4	4.4	3.9	3.3	4.3	3.8	3.2
	345	406	4.7	4.1	3.4	4.5	3.9	3.3	4.3	3.8	3.2	4.2	3.6	3.1	4.0	3.5	3.0	3.9	3.4	2.9
	345	610	4.1	3.6	3.0	3.9	3.4	2.9	3.8	3.3	2.8	3.6	3.2	2.7	3.5	3.1	2.6	3.4	3.0	2.5
400S300-97	345	305	5.8	5.1	4.3	5.5	4.8	4.1	5.3	4.7	3.9	5.1	4.5	3.8	5.0	4.4	3.7	4.8	4.2	3.6
	345	406	5.3	4.6	3.9	5.0	4.4	3.7	4.8	4.2	3.6	4.7	4.1	3.4	4.5	4.0	3.3	4.4	3.8	3.2
	345	610	4.6	4.0																

SINGLE SPAN CURTAIN WALL LIMITING HEIGHTS (m)

Specified Loads		1.75 kPa			2.00 kPa			2.25 kPa			2.50 kPa			2.75 kPa			3.00 kPa			
Stud Designation	F _y (MPa)	Spacing (mm)	L/240	L/360	L/600	L/240	L/360	L/600	L/240	L/360	L/600	L/240	L/360	L/600	L/240	L/360	L/600	L/240	L/360	L/600
			600S125-33	230	305	3.2	3.2	3.2	3.0	3.0	3.0	2.8	2.8	2.8	2.7e	2.7e	2.7e	2.6e	2.6e	2.6e
	230	406	2.8	2.8	2.8	2.6e	2.6e	2.6e	2.5e	2.5e	2.5e	2.3e	2.3e	2.3e	2.2e	2.2e	2.2e	2.1e	2.1e	2.1e
	230	610	2.3e	2.3e	2.3e	2.1e	2.1e	2.1e	2.0e	2.0e	2.0e	1.9e	1.9e	1.9e	1.8e	1.8e	1.8e	1.7e	1.7e	1.7e
600S125-43	230	305	3.9	3.9	3.6	3.7	3.7	3.5	3.5	3.5	3.4	3.3	3.3	3.2	3.1	3.1	3.1	3.0	3.0	3.0
	230	406	3.4	3.4	3.3	3.2	3.2	3.2	3.0	3.0	3.0	2.8	2.8	2.8	2.7	2.7	2.7	2.6	2.6	2.6
	230	610	2.8	2.8	2.8	2.6	2.6	2.6	2.4	2.4	2.4	2.3e	2.3e	2.3e	2.2e	2.2e	2.2e	2.1e	2.1e	2.1e
600S125-54	345	305	5.3	4.6	3.9	4.9	4.4	3.7	4.6	4.3	3.6	4.4	4.1	3.5	4.2	4.0	3.4	4.0	3.9	3.3
	345	406	4.6	4.2	3.6	4.3	4.0	3.4	4.0	3.9	3.3	3.8	3.7	3.2	3.6	3.6	3.1	3.5	3.5	3.0
	345	610	3.7	3.7	3.1	3.5	3.5	3.0	3.3	3.3	2.9	3.1	3.1	2.8	3.0	3.0	2.7	2.8	2.8	2.6
600S162-33	230	305	4.1e	4.1e	3.6	3.8e	3.8e	3.5e	3.6e	3.6e	3.4e	3.4e	3.4e	3.2e	3.2e	3.2e	3.1e	3.1e	3.1e	3.0e
	230	406	3.5e	3.5e	3.3e	3.3e	3.3e	3.2e	3.1e	3.1e	3.0e	2.9e	2.9e	2.9e	2.8e	2.8e	2.8e	2.7e	2.7e	2.7e
	230	610	2.9e	2.9e	2.9e	2.7e	2.7e	2.7e	2.5e	2.5e	2.5e	2.4e	2.4e	2.4e	2.3e	2.3e	2.3e	2.2e	2.2e	2.2e
600S162-43	230	305	4.9	4.7	4.0	4.5	4.5	3.8	4.3	4.3	3.7	4.1	4.1	3.5	3.9	3.9	3.4	3.7	3.7	3.3
	230	406	4.2	4.2	3.6	3.9	3.9	3.5	3.7	3.7	3.3	3.5e	3.5e	3.2	3.4e	3.4e	3.1e	3.2e	3.2e	3.0e
	230	610	3.4e	3.4e	3.2	3.2e	3.2e	3.0e	3.0e	3.0e	2.9e	2.9e	2.9e	2.8e	2.7e	2.7e	2.7e	2.6e	2.6e	2.6e
600S162-54	345	305	5.8	5.1	4.3	5.5	4.8	4.1	5.3	4.6	3.9	5.1	4.5	3.8	5	4.3	3.7	4.8	4.2	3.6
	345	406	5.3	4.6	3.9	5.0	4.4	3.7	4.8	4.2	3.6	4.7	4.1	3.4	4.5	3.9	3.3	4.3	3.8	3.2
	345	610	4.6	4.0	3.4	4.3	3.8	3.2	4.0	3.7	3.1	3.8	3.6	3.0	3.6	3.4	2.9	3.5	3.3	2.8
600S162-68	345	305	6.2	5.4	4.6	5.9	5.2	4.4	5.7	5.0	4.2	5.5	4.8	4.1	5.3	4.7	3.9	5.2	4.5	3.8
	345	406	5.6	4.9	4.1	5.4	4.7	4.0	5.2	4.5	3.8	5.0	4.4	3.7	4.8	4.2	3.6	4.7	4.1	3.5
	345	610	4.9	4.3	3.6	4.7	4.1	3.5	4.5	4.0	3.3	4.4	3.8	3.2	4.2	3.7	3.1	4.1	3.6	3.0
600S162-97	345	305	6.9	6.0	5.1	6.6	5.7	4.8	6.3	5.5	4.7	6.1	5.3	4.5	5.9	5.2	4.4	5.7	5.0	4.2
	345	406	6.2	5.5	4.6	6.0	5.2	4.4	5.7	5.0	4.2	5.5	4.8	4.1	5.4	4.7	4.0	5.2	4.6	3.8
	345	610	5.5	4.8	4.0	5.2	4.6	3.8	5.0	4.4	3.7	4.8	4.2	3.6	4.7	4.1	3.5	4.6	4.0	3.4
600S200-33	230	305	4.4e	4.4e	3.8	4.1e	4.1e	3.6e	3.8e	3.8e	3.5e	3.6e	3.6e	3.4e	3.5e	3.5e	3.3e	3.3e	3.3e	3.2e
	230	406	3.8e	3.8e	3.5e	3.5e	3.5e	3.3e	3.3e	3.3e	3.2e	3.2e	3.2e	3.1e	3.0e	3.0e	3.0e	2.9e	2.9e	2.9e
	230	610	3.1e	3.1e	3.0e	2.9e	2.9e	2.9e	2.7e	2.7e	2.7e	2.6e	2.6e	2.6e	2.5e	2.5e	2.5e	2.4e	2.4e	2.4e
600S200-43	230	305	5.2	4.9	4.2	4.9	4.7	4.0	4.6	4.5	3.8	4.4	4.4	3.7	4.1e	4.1e	3.6	4.0e	4.0e	3.5
	230	406	4.5	4.5	3.8	4.2	4.2	3.6	4.0e	4.0e	3.5	3.8e	3.8e	3.4	3.6e	3.6e	3.3e	3.4e	3.4e	3.2e
	230	610	3.7e	3.7e	3.3e	3.4e	3.4e	3.2e	3.2e	3.2e	3.0e	3.1e	3.1e	2.9e	2.9e	2.9e	2.8e	2.8e	2.8e	2.8e
600S200-54	345	305	6.1	5.3	4.5	5.8	5.1	4.3	5.6	4.9	4.1	5.4	4.7	4.0	5.2	4.6	3.9	5.1	4.4	3.7
	345	406	5.5	4.8	4.1	5.3	4.6	3.9	5.1	4.4	3.7	4.9	4.3	3.6	4.7	4.1	3.5	4.6	4.0	3.4
	345	610	4.8	4.2	3.6	4.6	4.0	3.4	4.3	3.9	3.3	4.1	3.7	3.2	3.9	3.6	3.1	3.7	3.5	3.0
600S200-68	345	305	6.5	5.7	4.8	6.2	5.4	4.6	6.0	5.2	4.4	5.8	5.1	4.3	5.6	4.9	4.1	5.4	4.8	4.0
	345	406	5.9	5.2	4.4	5.7	4.9	4.2	5.4	4.8	4.0	5.3	4.6	3.9	5.1	4.5	3.8	4.9	4.3	3.6
	345	610	5.2	4.5	3.8	4.9	4.3	3.6	4.8	4.2	3.5	4.6	4.0	3.4	4.5	3.9	3.3	4.3	3.8	3.2
600S200-97	345	305	7.2	6.3	5.3	6.9	6.0	5.1	6.7	5.8	4.9	6.4	5.6	4.7	6.2	5.4	4.6	6.0	5.3	4.5
	345	406	6.6	5.7	4.8	6.3	5.5	4.6	6.0	5.3	4.5	5.8	5.1	4.3	5.7	4.9	4.2	5.5	4.8	4.0
	345	610	5.7	5.0	4.2	5.5	4.8	4.0	5.3	4.6	3.9	5.1	4.5	3.8	4.9	4.3	3.6	4.8	4.2	3.5
600S250-33	230	305	4.4e	4.4e	3.9e	4.2e	4.2e	3.8e	3.9e	3.9e	3.6e	3.7e	3.7e	3.5e	3.5e	3.5e	3.4e	3.4e	3.4e	3.3e
	230	406	3.9e	3.9e	3.6e	3.6e	3.6e	3.4e	3.4e	3.4e	3.3e	3.2e	3.2e	3.2e	3.1e	3.1e	3.1e	2.9e	2.9e	2.9e
	230	610	3.1e	3.1e	3.1e	2.9e	2.9e	2.9e	2.8e	2.8e	2.8e	2.6e	2.6e	2.6e	2.5e	2.5e	2.5e	2.4e	2.4e	2.4e
600S250-43	230	305	5.3	5.2	4.4	5.0	4.9	4.2	4.7	4.7	4.0	4.5	4.5	3.9	4.3e	4.3e	3.7	4.1e	4.1e	3.6
	230	406	4.6	4.6	4.0	4.3e	4.3e	3.8	4.1e	4.1e	3.6	3.9e	3.9e	3.5e	3.7e	3.7e	3.4e	3.5e	3.5e	3.3e
	230	610	3.8e	3.8e	3.5e	3.5e	3.5e	3.3e	3.3e	3.3e	3.2e	3.2e	3.2e	3.1e	3.0e	3.0e	3.0e	2.9e	2.9e	2.9e
600S250-54	345	305	6.3	5.5	4.6	6.0	5.2	4.4	5.8	5.0	4.3	5.6	4.9	4.1	5.4	4.7	4.0	5.2	4.6	3.9
	345	406	5.7	5.0	4.2	5.5	4.8	4.0	5.2	4.6	3.9	5.1	4.4	3.7	4.9	4.3	3.6	4.7	4.2	3.5
	345	610	5.0	4.4	3.7	4.7	4.2	3.5	4.4	4.0	3.4	4.2	3.9	3.3	4.0	3.7	3.2	3.8	3.6	3.1
600S250-68	345	305	6.8	5.9	5.0	6.5	5.7	4.8	6.3	5.5	4.6	6.0	5.3	4.5	5.9	5.1	4.3	5.7	5.0	4.2
	345	406	6.2	5.4	4.6	5.9	5.2	4.4	5.7	5.0	4.2	5.5	4.8	4.0	5.3	4.6	3.9	5.2	4.5	3.8
	345	610	5.4	4.7	4.0	5.2	4.5	3.8	5.0	4.3	3.7	4.8	4.2	3.5	4.6	4.1	3.4	4.5	3.9	3.3
600S250-97	345	305	7.6	6.6	5.6	7.3	6.4	5.4	7.0	6.1	5.2	6.7	5.9	5.0	6.5	5.7	4.8	6.4	5.5	4.7
	345	406	6.9	6.0	5.1	6.6	5.8	4.9	6.4	5.5	4.7	6.1	5.4	4.5	5.9	5.2	4.4	5.8	5.0	4.3
	345	610	6.0	5.3	4.4	5.8	5.0	4.3	5.5	4.8	4.1	5.4	4.7	3.9	5.2	4.5	3.8	5.0	4.4	3.7
600S300-33	230	305	4.5e	4.5e	4.0e	4.2e	4.2e	3.9e	4.0e	4.0e	3.7e	3.8e	3.8e	3.6e	3.6e	3.6e	3.5e	3.4e	3.4e	3.4e
	230	406	3.9e	3.9e	3.7e	3.7e	3.7e	3.5e	3.4e	3.4e	3.4e	3.3e	3.3e	3.3e	3.1e	3.1e	3.1e	3.0e	3.0e	3.0e
	230	610	3.2e	3.2e	3.2e	3.0e	3.0e	3.0e	2.8e	2.8e	2.8e	2.7e	2.7e	2.7e	2.5e	2.5e	2.5e	2.4e	2.4e	2.4e
600S300-43	230	305	5.4	5.3	4.5	5.1	5.1	4.3	4.8	4.8	4.1	4.5	4.5	4.0	4.3e	4.3e	3.8	4.1e	4.1e	3.7
	230	406	4.7	4.7	4.1	4.4e	4.4e	3.9	4.1e	4.1e	3.7	3.9e	3.9e	3.6e	3.8e	3.8e	3.5e	3.6e	3.6e	3.4e
	230	610</																		

SINGLE SPAN CURTAIN WALL LIMITING HEIGHTS (m)

Stud Designation	Specified Loads		1.75 kPa			2.00 kPa			2.25 kPa			2.50 kPa			2.75 kPa			3.00 kPa		
	F _y (MPa)	Spacing (mm)	L/240	L/360	L/600	L/240	L/360	L/600	L/240	L/360	L/600	L/240	L/360	L/600	L/240	L/360	L/600	L/240	L/360	L/600
	800S162-43	230	305	5.7e	5.7e	4.9e	5.3e	5.3e	4.7e	5.0e	5.0e	4.6e	4.7e	4.7e	4.4e	4.5e	4.5e	4.3e	4.3e	4.3e
	230	406	4.9e	4.9e	4.5e	4.6e	4.6e	4.3e	4.3e	4.3e	4.1e	4.1e	4.1e	4.0e	3.9e	3.9e	3.9e	3.7e	3.7e	3.7e
	230	610	4.0e	4.0e	3.9e	3.7e	3.7e	3.7e	3.5e	3.5e	3.5e	3.3e	3.3e	3.3e	3.2e	3.2e	3.2e	3.1e	3.1e	3.1e
800S162-54	345	305	7.2	6.3	5.3	6.9	6.0	5.1	6.6	5.8	4.9	6.3	5.6	4.7	6.0	5.4	4.6	5.8e	5.3	4.4
	345	406	6.5	5.7	4.8	6.1	5.5	4.6	5.8e	5.3	4.4	5.5e	5.1e	4.3	5.2e	4.9e	4.2	5.0e	4.8e	4.0
	345	610	5.3e	5.0e	4.2	5.0e	4.8e	4.0	4.7e	4.6e	3.9e	4.5e	4.4e	3.7e	4.3e	4.3e	3.6e	4.1e	4.1e	3.5e
800S162-68	345	305	7.8	6.8	5.8	7.5	6.5	5.5	7.2	6.3	5.3	6.9	6.1	5.1	6.7	5.9	5.0	6.5	5.7	4.8
	345	406	7.1	6.2	5.2	6.8	5.9	5.0	6.5	5.7	4.8	6.3	5.5	4.6	6.1	5.3	4.5	5.8	5.2	4.4
	345	610	6.2	5.4	4.6	5.8	5.2	4.4	5.5	5.0	4.2	5.2e	4.8	4.1	5.0e	4.7	3.9	4.8e	4.5e	3.8
800S162-97	345	305	8.7	7.6	6.4	8.3	7.3	6.1	8.0	7.0	5.9	7.7	6.7	5.7	7.5	6.5	5.5	7.3	6.3	5.4
	345	406	7.9	6.9	5.8	7.6	6.6	5.6	7.3	6.3	5.4	7.0	6.1	5.2	6.8	5.9	5.0	6.6	5.8	4.9
	345	610	6.9	6.0	5.1	6.6	5.8	4.9	6.3	5.5	4.7	6.1	5.4	4.5	5.9	5.2	4.4	5.8	5.0	4.2
800S200-43	230	305	6.1e	6.1e	5.2e	5.7e	5.7e	5.0e	5.4e	5.4e	4.8e	5.1e	5.1e	4.6e	4.9e	4.9e	4.5e	4.6e	4.6e	4.4e
	230	406	5.3e	5.3e	4.8e	4.9e	4.9e	4.5e	4.6e	4.6e	4.4e	4.4e	4.4e	4.2e	4.2e	4.2e	4.1e	4.0e	4.0e	4.0e
	230	610	4.3e	4.3e	4.2e	4.0e	4.0e	4.0e	3.8e	3.8e	3.8e	3.6e	3.6e	3.6e	3.4e	3.4e	3.4e	3.3e	3.3e	3.3e
800S200-54	345	305	7.6	6.7	5.6	7.3	6.4	5.4	7.0	6.1	5.2	6.8e	5.9	5.0	6.5e	5.7	4.8	6.2e	5.6	4.7
	345	406	6.9	6.1	5.1	6.6e	5.8	4.9	6.2e	5.6	4.7	5.9e	5.4e	4.5	5.6e	5.2e	4.4	5.4e	5.1e	4.3e
	345	610	5.7e	5.3e	4.5	5.4e	5.1e	4.3e	5.0e	4.9e	4.1e	4.8e	4.7e	4.0e	4.6e	4.6e	3.8e	4.4e	4.4e	3.7e
800S200-68	345	305	8.2	7.2	6.0	7.8	6.8	5.8	7.5	6.6	5.6	7.3	6.4	5.4	7.0	6.2	5.2	6.8	6.0	5.0
	345	406	7.4	6.5	5.5	7.1	6.2	5.2	6.8	6.0	5.0	6.6	5.8	4.9	6.4	5.6	4.7	6.2	5.4	4.6
	345	610	6.5	5.7	4.8	6.2	5.4	4.6	5.9e	5.2	4.4	5.6e	5.0	4.3	5.3e	4.9e	4.1	5.1e	4.7e	4.0
800S200-97	345	305	9.1	8.0	6.7	8.7	7.6	6.4	8.4	7.3	6.2	8.1	7.1	6.0	7.8	6.8	5.8	7.6	6.7	5.6
	345	406	8.3	7.2	6.1	7.9	6.9	5.8	7.6	6.7	5.6	7.4	6.4	5.4	7.1	6.2	5.2	6.9	6.0	5.1
	345	610	7.2	6.3	5.3	6.9	6.0	5.1	6.7	5.8	4.9	6.4	5.6	4.7	6.2	5.4	4.6	6.0	5.3	4.5
800S250-43	230	305	6.2e	6.2e	5.4e	5.8e	5.8e	5.2e	5.5e	5.5e	5.0e	5.2e	5.2e	4.8e	5.0e	5.0e	4.7e	4.8e	4.8e	4.6e
	230	406	5.4e	5.4e	4.9e	5.0e	5.0e	4.7e	4.8e	4.8e	4.6e	4.5e	4.5e	4.4e	4.3e	4.3e	4.3e	4.1e	4.1e	4.1e
	230	610	4.4e	4.4e	4.3e	4.1e	4.1e	4.1e	3.9e	3.9e	3.9e	3.7e	3.7e	3.7e	3.5e	3.5e	3.5e	3.4e	3.4e	3.4e
800S250-54	345	305	7.9	6.9	5.8	7.5	6.6	5.5	7.2e	6.3	5.3	6.9e	6.1	5.1	6.6e	5.9e	5.0	6.3e	5.7e	4.8
	345	406	7.1e	6.2	5.3	6.7e	6.0e	5.0	6.3e	5.7e	4.8	6.0e	5.5e	4.7	5.7e	5.4e	4.5e	5.5e	5.2e	4.4e
	345	610	5.9e	5.4e	4.6e	5.5e	5.2e	4.4e	5.2e	5.0e	4.2e	4.9e	4.8e	4.1e	4.7e	4.7e	4.0e	4.5e	4.5e	3.8e
800S250-68	345	305	8.5	7.4	6.3	8.1	7.1	6.0	7.8	6.8	5.8	7.6	6.6	5.6	7.3	6.4	5.4	7.1	6.2	5.2
	345	406	7.7	6.8	5.7	7.4	6.5	5.5	7.1	6.2	5.2	6.9	6.0	5.1	6.7e	5.8	4.9	6.4e	5.6	4.8
	345	610	6.8	5.9	5.0	6.4e	5.6	4.8	6.0e	5.4e	4.6	5.7e	5.2e	4.4	5.5e	5.1e	4.3	5.2e	4.9e	4.2e
800S250-97	345	305	9.5	8.3	7.0	9.1	8.0	6.7	8.8	7.7	6.5	8.5	7.4	6.2	8.2	7.2	6.0	8.0	7.0	5.9
	345	406	8.7	7.6	6.4	8.3	7.2	6.1	8.0	7.0	5.9	7.7	6.7	5.7	7.4	6.5	5.5	7.2	6.3	5.3
	345	610	7.6	6.6	5.6	7.2	6.3	5.3	7.0	6.1	5.1	6.7	5.9	4.9	6.5	5.7	4.8	6.3	5.5	4.7
800S300-43	230	305	6.3e	6.3e	5.6e	5.9e	5.9e	5.3e	5.6e	5.6e	5.1e	5.3e	5.3e	4.9e	5.0e	5.0e	4.8e	4.8e	4.8e	4.7e
	230	406	5.5e	5.5e	5.1e	5.1e	5.1e	4.8e	4.8e	4.8e	4.7e	4.6e	4.6e	4.5e	4.4e	4.4e	4.4e	4.2e	4.2e	4.2e
	230	610	4.5e	4.5e	4.4e	4.2e	4.2e	4.2e	3.9e	3.9e	3.9e	3.7e	3.7e	3.7e	3.6e	3.6e	3.6e	3.4e	3.4e	3.4e
800S300-54	345	305	8.0	7.0	5.9	7.7	6.7	5.7	7.4e	6.5	5.4	7.0e	6.2	5.3	6.7e	6.0e	5.1	6.4e	5.9e	4.9
	345	406	7.3e	6.4	5.4	6.8e	6.1e	5.1	6.4e	5.9e	4.9	6.1e	5.7e	4.8e	5.8e	5.5e	4.6e	5.6e	5.3e	4.5e
	345	610	5.9e	5.6e	4.7e	5.6e	5.3e	4.5e	5.2e	5.1e	4.3e	5.0e	4.9e	4.2e	4.7e	4.7e	4.0e	4.5e	4.5e	3.9e
800S300-68	345	305	8.7	7.6	6.4	8.3	7.3	6.2	8.0	7.0	5.9	7.8	6.8	5.7	7.5	6.6	5.5	7.3	6.4	5.4
	345	406	7.9	6.9	5.8	7.6	6.6	5.6	7.3	6.4	5.4	7.0	6.2	5.2	6.8e	6.0	5.0	6.5e	5.8	4.9
	345	610	6.9e	6.1	5.1	6.5e	5.8	4.9	6.1e	5.6e	4.7	5.8e	5.4e	4.5	5.6e	5.2e	4.4e	5.3e	5.1e	4.3e
800S300-97	345	305	9.8	8.6	7.3	9.4	8.2	6.9	9.1	7.9	6.7	8.7	7.6	6.4	8.5	7.4	6.2	8.2	7.2	6.1
	345	406	8.9	7.8	6.6	8.6	7.5	6.3	8.2	7.2	6.1	7.9	6.9	5.9	7.7	6.7	5.7	7.5	6.5	5.5
	345	610	7.8	6.8	5.8	7.5	6.5	5.5	7.2	6.3	5.3	6.9	6.1	5.1	6.7	5.9	5.0	6.5	5.7	4.8

NOTES:

1) $p = I_w \{qC_e C_q C_p\}$; I_w of 0.75 has been incorporated in the deflection values of the table.

The parameters in the bracket { } must be determined by the design professional in accordance with the NBCC.

2) "e" web stiffeners required at ends.

DOUBLE SPAN CURTAIN WALL LIMITING HEIGHTS (m)

Specified Loads		0.25 kPa			0.50 kPa			0.75 kPa			1.00 kPa			1.25 kPa			1.50 kPa			
Stud Designation	F _y (MPa)	Spacing (mm)	L/120	L/240	L/360	L/240	L/360	L/600	L/240	L/360	L/600	L/240	L/360	L/600	L/240	L/360	L/600	L/240	L/360	L/600
			362S125-33	230	305	6.4	6.4	6.4	4.5	4.5	4.5	3.7	3.7	3.7	3.2	3.2	3.2	2.9	2.9	2.9
	230	406	5.6	5.6	5.2	3.9	3.9	3.9	3.2	3.2	3.2	2.8	2.8	2.8	2.5	2.5	2.5	2.3	2.3	2.3
	230	610	4.5	4.5	4.5	3.2	3.2	3.2	2.6	2.6	2.6	2.3	2.3	2.3	2.0i	2.0i	2.0i	1.8i	1.8i	1.8i
362S125-43	230	305	7.7	7.4	6.2	5.5	5.5	4.9	4.5	4.5	4.3	3.9	3.9	3.9	3.5	3.5	3.5	3.2	3.2	3.2
	230	406	6.7	6.7	5.7	4.7	4.7	4.5	3.9	3.9	3.9	3.3	3.3	3.3	3.0	3.0	3.0	2.7	2.7	2.7
	230	610	5.5	5.5	4.9	3.9	3.9	3.9	3.2	3.2	3.2	2.7	2.7	2.7	2.4	2.4	2.4	2.2	2.2	2.2
362S125-54	345	305	9.0	7.9	6.7	7.2	6.3	5.3	5.9	5.5	4.6	5.1	5.0	4.2	4.6	4.6	3.9	4.2	4.2	3.7
	345	406	8.2	7.2	6.0	6.3	5.7	4.8	5.1	5.0	4.2	4.5	4.5	3.8	4.0	4.0	3.5	3.6	3.6	3.3
	345	610	7.2	6.3	5.3	5.1	5.0	4.2	4.2	4.2	3.7	3.6	3.6	3.3	3.3	3.1	3.0	3.0	3.0	2.9
362S162-33	230	305	8.1	8.1	7.5	5.7	5.7	5.0	4.6	4.4	4.0	4.0	4.0	4.0	3.5	3.5	3.5	3.2i	3.2i	3.2i
	230	406	7.0	6.8	5.7	4.9	4.9	4.5	4.0	4.0	4.0	3.4	3.4	3.4	3.0i	3.0i	3.0i	2.7i	2.7i	2.7i
	230	610	5.7	5.7	5.0	4.0	4.0	4.0	3.2i	3.2i	3.2i	2.7i	2.7i	2.7i	2.4i	2.4i	2.4i	2.1i	2.1i	2.1i
362S162-43	230	305	9.3	8.1	6.8	6.7	6.4	5.4	5.5	5.5	4.7	4.7	4.7	4.3	4.2	4.2	4.0	3.8	3.8	3.8
	230	406	8.3	7.4	6.2	5.8	5.8	4.9	4.7	4.7	4.3	4.0	4.0	3.9	3.6	3.6	3.6	3.2	3.2	3.2
	230	610	6.7	6.4	5.4	4.7	4.7	4.3	3.8	3.8	3.8	3.2	3.2	3.2	2.9	2.9	2.9	2.6	2.6	2.6
362S162-54	345	305	9.9	8.7	7.3	7.9	6.9	5.8	6.9	6.0	5.1	6.3	5.5	4.6	5.7	5.1	4.3	5.1	4.8	4.0
	345	406	9.0	7.9	6.7	7.2	6.3	5.3	6.3	5.5	4.6	5.5	5.0	4.2	4.9	4.6	3.9	4.4	4.3	3.7
	345	610	7.9	6.9	5.8	6.3	5.5	4.6	5.1	4.8	4.0	4.4	4.3	3.7	3.9	3.9	3.4	3.5	3.5	3.2
362S162-68	345	305	10.6	9.3	7.8	8.4	7.4	6.2	7.4	6.4	5.4	6.7	5.9	4.9	6.2	5.4	4.6	5.8	5.1	4.3
	345	406	9.7	8.4	7.1	7.7	6.7	5.7	6.7	5.9	4.9	6.1	5.3	4.5	5.5	4.9	4.2	4.9	4.6	3.9
	345	610	8.4	7.4	6.2	6.7	5.9	4.9	5.8	5.1	4.3	4.9	4.6	3.9	4.3	4.3	3.6	3.9	3.9	3.4
362S162-97	345	305	11.7	10.3	8.6	9.3	8.1	6.9	8.1	7.1	6.0	7.4	6.5	5.4	6.9	6.0	5.1	6.5	5.6	4.8
	345	406	10.7	9.3	7.9	8.5	7.4	6.2	7.4	6.5	5.4	6.7	5.9	4.9	6.2	5.4	4.6	5.8	5.1	4.3
	345	610	9.3	8.1	6.9	7.4	6.5	5.4	6.5	5.6	4.8	5.8	5.1	4.3	5.1	4.8	4.0	4.5	4.5	3.8
362S200-33	230	305	8.5	8.5	7.8	6.0	6.0	5.2	4.8	4.8	4.6	4.1	4.1	4.1	3.7	3.7	3.7	3.3i	3.3i	3.3i
	230	406	7.4	7.1	6.0	5.1	5.1	4.8	4.1	4.1	4.1	3.5i	3.5i	3.5i	3.1i	3.1i	3.1i	2.8i	2.8i	2.8i
	230	610	6.0	6.0	5.2	4.1	4.1	4.1	3.3i	3.3i	3.3i	2.8i	2.8i	2.8i	2.5i	2.5i	2.5i	2.2i	2.2i	2.2i
362S200-43	230	305	9.8	8.6	7.2	7.2	6.8	5.7	5.8	5.8	5.0	5.0	5.0	4.5	4.4	4.4	4.2	4.0	4.0	4.0
	230	406	8.9	7.8	6.6	6.2	6.2	5.2	5.0	5.0	4.5	4.3	4.3	4.1	3.8	3.8	3.8	3.4	3.4	3.4
	230	610	7.2	6.8	5.7	5.0	5.0	4.5	4.0	4.0	3.4	3.4	3.4	3.0	3.0	3.0	2.7i	2.7i	2.7i	
362S200-54	345	305	10.5	9.2	7.7	8.3	7.3	6.1	7.3	6.4	5.4	6.6	5.8	4.9	5.9	5.4	4.5	5.4	5.1	4.3
	345	406	9.5	8.3	7.0	7.6	6.6	5.6	6.6	5.8	4.9	5.7	5.3	4.4	5.1	4.9	4.1	4.6	4.6	3.9
	345	610	8.3	7.3	6.1	6.6	5.8	4.9	5.4	5.1	4.3	4.6	4.6	3.9	4.1	4.1	3.6	3.7	3.7	3.4
362S200-68	345	305	11.3	9.8	8.3	8.9	7.8	6.6	7.8	6.8	5.7	7.1	6.2	5.2	6.6	5.7	4.8	6.2	5.4	4.6
	345	406	10.2	8.9	7.5	8.1	7.1	6.0	7.1	6.2	5.2	6.4	5.6	4.7	5.8	5.2	4.4	5.3	4.9	4.1
	345	610	8.9	7.8	6.6	7.1	6.2	5.2	6.2	5.4	4.6	5.3	4.9	4.1	4.6	4.6	3.8	4.1	4.1	3.6
362S200-97	345	305	12.4	10.9	9.2	9.9	8.6	7.3	8.6	7.5	6.4	7.8	6.8	5.8	7.3	6.4	5.4	6.8	6.0	5.0
	345	406	11.3	9.9	8.3	9.0	7.8	6.6	7.8	6.8	5.8	7.1	6.2	5.2	6.6	5.8	4.9	6.2	5.4	4.6
	345	610	9.9	8.6	7.3	7.8	6.8	5.8	6.8	6.0	5.0	6.2	5.4	4.6	5.3	5.0	4.3	4.7	4.7	4.0
362S250-33	230	305	8.8	8.8	8.1	6.2	6.2	5.4	5.0	5.0	4.8	4.3	4.3	4.3	3.8i	3.8i	3.8i	3.4i	3.4i	3.4i
	230	406	7.6	7.4	6.2	5.3	5.3	4.9	4.3	4.3	4.3	3.7i	3.7i	3.7i	3.2i	3.2i	3.2i	2.9i	2.9i	2.9i
	230	610	6.2	6.2	5.4	4.3	4.3	4.3	3.4i	3.4i	3.4i	2.9i	2.9i	2.9i	2.5i	2.5i	2.5i	2.3i	2.3i	2.3i
362S250-43	230	305	10.3	9.0	7.6	7.4	7.1	6.0	6.0	6.0	5.3	5.1	5.1	4.8	4.6	4.6	4.4	4.1	4.1	4.1
	230	406	9.1	8.2	6.9	6.4	6.4	5.5	5.1	5.1	4.8	4.4	4.4	4.3	3.9	3.9	3.9	3.5	3.5	3.5
	230	610	7.4	7.1	6.0	5.1	5.1	4.8	4.1	4.1	4.1	3.5	3.5	3.5	3.1	3.1	3.1	2.8i	2.8i	2.8i
362S250-54	345	305	10.9	9.6	8.1	8.7	7.6	6.4	7.6	6.6	5.6	6.8	6.0	5.1	6.1	5.6	4.7	5.5	5.3	4.4
	345	406	9.9	8.7	7.3	7.9	6.9	5.8	6.8	6.0	5.1	5.9	5.5	4.6	5.2	5.1	4.3	4.7	4.7	4.0
	345	610	8.7	7.6	6.4	6.8	6.0	5.1	5.5	5.3	4.4	4.7	4.7	4.0	4.1	4.1	3.7	3.7	3.7	3.5
362S250-68	345	305	11.8	10.3	8.7	9.4	8.2	6.9	8.2	7.2	6.0	7.5	6.5	5.5	6.9	6.0	5.1	6.3	5.7	4.8
	345	406	10.8	9.4	7.9	8.5	7.5	6.3	7.5	6.5	5.5	6.7	5.9	5.0	5.9	5.5	4.6	5.3	5.2	4.4
	345	610	9.4	8.2	6.9	7.5	6.5	5.5	6.3	5.7	4.8	5.3	5.2	4.4	4.7	4.7	4.1	4.2	4.2	3.8
362S250-97	345	305	13.2	11.5	9.7	10.5	9.1	7.7	9.1	8.0	6.7	8.3	7.2	6.1	7.7	6.7	5.7	7.2	6.3	5.3
	345	406	12.0	10.5	8.8	9.5	8.3	7.0	8.3	7.2	6.1	7.5	6.6	5.6	7.0	6.1	5.2	6.4	5.8	4.9
	345	610	10.5	9.1	7.7	8.3	7.2	6.1	7.2	6.3	5.3	6.4	5.8	4.9	5.5	5.3	4.5	4.8	4.8	4.2
362S300-33	230	305	9.0	9.0	8.4	6.3	6.3	5.6	5.1	5.1	4.9	4.4	4.4	4.4	3.9i	3.9i	3.9i	3.5i	3.5i	3.5i
	230	406	7.8	7.6	6.4	5.4	5.4	5.1	4.4	4.4	4.4	3.7i	3.7i	3.7i	3.3i	3.3i	3.3i	3.0i	3.0i	3.0i
	230	610	6.3	6.3	5.6	4.4	4.4	4.4	3.5i	3.5i	3.5i	3.0i	3.0i	3.0i	2.6i	2.6i	2.6i	2.3i	2.3i	2.3i
362S300-43	230	305	10.6	9.3	7.8	7.5	7.4	6.2	6.0	6.0	5.4	5.2	5.2	4.9	4.6	4.6	4.6	4.2	4.2	4.2
	230	406	9.2	8.4	7.1	6.4	6.4	5.6	5.2	5.2	4.9	4.4	4.4	4.4	3.9	3.9	3.9	3.5	3.5	3.5
	230	610	7.5	7.4	6.2	5.2	5.2	4.9	4.2	4.2	4.2	3.5	3.5	3.5	3.1	3.1	3.1	2.8i	2.8i	2.8i
362S300-54	345	305	11.2	9.8	8.3	8.9														

DOUBLE SPAN CURTAIN WALL LIMITING HEIGHTS (m)

Specified Loads		0.25 kPa			0.50 kPa			0.75 kPa			1.00 kPa			1.25 kPa			1.50 kPa						
Stud Designation	F _y (MPa)	Spacing (mm)	L/120	L/240	L/360	L/240	L/360	L/600	L/240	L/360	L/600	L/240	L/360	L/600	L/240	L/360	L/600	L/240	L/360	L/600			
			400S125-33	230	305	6.8	6.8	6.8	4.8	4.8	4.8	3.9	3.9	3.9	3.4	3.4	3.4	3.0	3.0	3.0	2.6	2.6	2.6
	230	406	5.9	5.9	5.6	4.2	4.2	4.2	3.4	3.4	3.4	3.0	3.0	3.0	2.6	2.6	2.6	2.4i	2.4i	2.4i	2.4i	2.4i	2.4i
	230	610	4.8	4.8	4.8	3.4	3.4	3.4	2.8	2.8	2.8	2.4i	2.4i	2.4i	2.1i	2.1i	2.1i	1.9i	1.9i	1.9i	1.9i	1.9i	1.9i
400S125-43	230	305	8.2	8.0	6.7	5.8	5.8	5.3	4.7	4.7	4.7	4.1	4.1	4.1	3.7	3.7	3.7	3.3	3.3	3.3	3.3	3.3	3.3
	230	406	7.1	7.1	6.1	5.0	5.0	4.9	4.1	4.1	4.1	3.6	3.6	3.6	3.2	3.2	3.2	2.9	2.9	2.9	2.9	2.9	2.9
	230	610	5.8	5.8	5.3	4.1	4.1	3.3	3.3	3.3	3.3	2.9	2.9	2.9	2.6	2.6	2.6	2.4	2.4	2.4	2.4	2.4	2.4
400S125-54	345	305	9.8	8.5	7.2	7.7	6.8	5.7	6.3	5.9	5.0	5.5	5.4	4.5	4.9	4.9	4.2	4.5	4.5	4.0	4.5	4.5	4.0
	345	406	8.9	7.8	6.5	6.7	6.2	5.2	5.5	5.4	4.5	4.7	4.7	4.1	4.2	4.2	3.8	3.9	3.9	3.6	3.9	3.9	3.6
	345	610	7.7	6.8	5.7	5.5	5.4	4.5	4.5	4.5	4.0	3.9	3.9	3.6	3.5	3.5	3.3	3.2	3.2	3.1	3.2	3.2	3.1
400S162-33	230	305	8.6	8.6	8.0	6.0	6.0	5.4	4.9	4.9	4.7	4.2	4.2	4.2	3.7i	3.7i	3.7i	3.4i	3.4i	3.4i	3.4i	3.4i	3.4i
	230	406	7.4	7.3	6.2	5.2	5.2	4.9	4.2	4.2	4.2	3.6i	3.6i	3.6i	3.2i	3.2i	3.2i	2.9i	2.9i	2.9i	2.9i	2.9i	2.9i
	230	610	6.0	6.0	5.4	4.2	4.2	4.2	3.4i	3.4i	3.4i	2.9i	2.9i	2.9i	2.5i	2.5i	2.5i	2.3i	2.3i	2.3i	2.3i	2.3i	2.3i
400S162-43	230	305	10.0	8.7	7.4	7.2	6.9	5.9	5.8	5.8	5.1	5.0	5.0	4.6	4.5	4.5	4.3	4.0	4.0	4.0	4.0	4.0	4.0
	230	406	8.8	7.9	6.7	6.2	6.2	5.3	5.0	5.0	4.6	4.3	4.3	4.2	3.8	3.8	3.8	3.5	3.5	3.5	3.5	3.5	3.5
	230	610	7.2	6.9	5.9	5.0	5.0	4.6	4.0	4.0	4.0	3.5	3.5	3.5	3.1	3.1	3.1	2.8i	2.8i	2.8i	2.8i	2.8i	2.8i
400S162-54	345	305	10.7	9.4	7.9	8.5	7.4	6.3	7.4	6.5	5.5	6.8	5.9	5.0	6.0	5.5	4.6	5.5	5.2	4.4	5.5	5.2	4.4
	345	406	9.8	8.5	7.2	7.7	6.8	5.7	6.8	5.9	5.0	5.8	5.4	4.5	5.2	5.0	4.2	4.7	4.7	4.0	4.7	4.7	4.0
	345	610	8.5	7.4	6.3	6.8	5.9	5.0	5.5	5.2	4.4	4.7	4.7	4.0	4.2	4.2	3.7	3.8	3.8	3.5	3.8	3.8	3.5
400S162-68	345	305	11.5	10.0	8.5	9.1	8.0	6.7	8.0	7.0	5.9	7.2	6.3	5.3	6.7	5.9	5.0	6.2	5.5	4.7	6.2	5.5	4.7
	345	406	10.4	9.1	7.7	8.3	7.2	6.1	7.2	6.3	5.3	6.6	5.7	4.8	5.9	5.3	4.5	5.4	5.0	4.2	5.4	5.0	4.2
	345	610	9.1	8.0	6.7	7.2	6.3	5.3	6.2	5.5	4.7	5.4	5.0	4.2	4.7	4.7	3.9	4.3	4.3	3.7	4.3	4.3	3.7
400S162-97	345	305	12.7	11.1	9.3	10.1	8.8	7.4	8.8	7.7	6.5	8.0	7.0	5.9	7.4	6.5	5.5	7.0	6.1	5.1	7.0	6.1	5.1
	345	406	11.5	10.1	8.5	9.1	8.0	6.7	8.0	7.0	5.9	7.3	6.3	5.4	6.7	5.9	5.0	6.3	5.5	4.7	6.3	5.5	4.7
	345	610	10.1	8.8	7.4	8.0	7.0	5.9	7.0	6.1	5.1	6.3	5.5	4.7	5.8	5.1	4.3	5.2	4.8	4.1	5.2	4.8	4.1
400S200-33	230	305	9.0	9.0	8.4	6.3	6.3	5.6	5.1	5.1	4.9	4.4	4.4	4.4	3.9i	3.9i	3.9i	3.5i	3.5i	3.5i	3.5i	3.5i	3.5i
	230	406	7.8	7.7	6.5	5.4	5.4	5.1	4.4	4.4	4.4	3.8i	3.8i	3.8i	3.3i	3.3i	3.3i	3.0i	3.0i	3.0i	3.0i	3.0i	3.0i
	230	610	6.3	6.3	5.6	4.4	4.4	4.4	3.5i	3.5i	3.5i	3.0i	3.0i	3.0i	2.7i	2.7i	2.7i	2.4i	2.4i	2.4i	2.4i	2.4i	2.4i
400S200-43	230	305	10.6	9.2	7.8	7.7	7.3	6.2	6.2	5.4	5.3	5.3	4.9	4.8	4.8	4.6	4.6	4.3	4.3	4.3	4.3	4.3	4.3
	230	406	9.4	8.4	7.1	6.6	6.6	5.6	5.3	4.9	4.6	4.6	4.5	4.1	4.1	4.1	4.1	3.7	3.7	3.7	3.7	3.7	3.7
	230	610	7.7	7.3	6.2	5.3	5.3	4.9	4.3	4.3	3.7	3.7	3.7	3.3i	3.3i	3.3i	2.9i	2.9i	2.9i	2.9i	2.9i	2.9i	2.9i
400S200-54	345	305	11.3	9.9	8.4	9.0	7.9	6.6	7.9	6.9	5.8	7.1	6.2	5.3	6.3	5.8	4.9	5.7	5.4	4.6	5.7	5.4	4.6
	345	406	10.3	9.0	7.6	8.2	7.1	6.0	7.1	6.2	5.3	6.1	5.7	4.8	5.4	5.3	4.4	4.9	4.9	4.2	4.9	4.9	4.2
	345	610	9.0	7.9	6.6	7.1	6.2	5.3	5.7	5.4	4.6	4.9	4.9	4.2	4.4	4.4	3.9	3.9	3.9	3.6	3.9	3.9	3.6
400S200-68	345	305	12.1	10.6	8.9	9.6	8.4	7.1	8.4	7.4	6.2	7.6	6.7	5.6	7.1	6.2	5.2	6.7	5.8	4.9	6.7	5.8	4.9
	345	406	11.0	9.6	8.1	8.8	7.6	6.5	7.6	6.7	5.6	6.9	6.1	5.1	6.3	5.6	4.8	5.7	5.3	4.5	5.7	5.3	4.5
	345	610	9.6	8.4	7.1	7.6	6.7	5.6	6.7	5.8	4.9	5.7	5.3	4.5	5.1	4.9	4.2	4.6	4.6	3.9	4.6	4.6	3.9
400S200-97	345	305	13.4	11.7	9.9	10.7	9.3	7.9	9.3	8.1	6.9	8.5	7.4	6.2	7.9	6.9	5.8	7.4	6.5	5.4	7.4	6.5	5.4
	345	406	12.2	10.7	9.0	9.7	8.5	7.1	8.5	7.4	6.2	7.7	6.7	5.7	7.1	6.2	5.3	6.7	5.9	5.0	6.7	5.9	5.0
	345	610	10.7	9.3	7.9	8.5	7.4	6.2	7.4	6.5	5.4	6.7	5.9	5.0	6.1	5.4	4.6	5.5	5.1	4.3	5.5	5.1	4.3
400S250-33	230	305	9.3	9.3	8.8	6.5	6.5	5.9	5.3	5.3	5.1	4.5	4.5	4.5	4.0i	4.0i	4.0i	3.6i	3.6i	3.6i	3.6i	3.6i	3.6i
	230	406	8.1	8.0	6.7	5.6	5.6	5.3	4.5	4.5	4.5	3.9i	3.9i	3.9i	3.4i	3.4i	3.4i	3.1i	3.1i	3.1i	3.1i	3.1i	3.1i
	230	610	6.5	6.5	5.9	4.5	4.5	4.5	3.6i	3.6i	3.6i	3.1i	3.1i	3.1i	2.7i	2.7i	2.7i	2.5i	2.5i	2.5i	2.5i	2.5i	2.5i
400S250-43	230	305	11.1	9.7	8.2	7.8	7.7	6.5	6.4	6.4	5.7	5.5	5.5	5.2	4.9	4.9	4.8	4.4	4.4	4.4	4.4	4.4	4.4
	230	406	9.7	8.8	7.4	6.8	6.8	5.9	5.5	5.5	5.2	4.7	4.7	4.7	4.2	4.2	4.2	3.8	3.8	3.8	3.8	3.8	3.8
	230	610	7.8	7.7	6.5	5.5	5.5	5.2	4.4	4.4	4.4	3.8	3.8	3.8	3.3i	3.3i	3.3i	3.0i	3.0i	3.0i	3.0i	3.0i	3.0i
400S250-54	345	305	11.8	10.3	8.7	9.3	8.2	6.9	8.2	7.1	6.0	7.3	6.5	5.5	6.0	5.1	5.9	5.7	4.8	4.8	5.7	4.8	4.8
	345	406	10.7	9.3	7.9	8.5	7.4	6.3	7.3	6.5	5.5	6.2	5.9	5.0	5.5	5.5	4.6	5.0	5.0	4.3	5.0	5.0	4.3
	345	610	9.3	8.2	6.9	7.3	6.5	5.5	5.9	5.7	4.8	5.0	5.0	4.3	4.5	4.5	4.0	4.0	4.0	3.8	4.0	4.0	3.8
400S250-68	345	305	12.8	11.1	9.4	10.1	8.8	7.5	8.8	7.7	6.5	8.0	7.0	5.9	7.5	6.5	5.5	6.8	6.1	5.2	6.8	6.1	5.2
	345	406	11.6	10.1	8.5	9.2	8.0	6.8	8.0	7.0	5.9	7.2	6.4	5.4	6.4	5.9	5.0	5.8	5.6	4.7	5.8	5.6	4.7
	345	610	10.1	8.8	7.5	8.0	7.0	5.9	6.8	6.1	5.2	5.8	5.6	4.7	5.1	5.1	4.4	4.6	4.6	4.1	4.6	4.6	4.1
400S250-97	345	305	14.2	12.4	10.5	11.3	9.8	8.3	9.8	8.6	7.3	8.9	7.8	6.6	8.3	7.3	6.1	7.8	6.8	5.8	7.8	6.8	5.8
	345	406	12.9	11.3	9.5	10.2	8.9	7.5	8.9	7.8	6.6	8.1	7.1	6.0	7.5	6.6	5.6	7.1	6.2	5.2	7.1	6.2	5.2
	345	610	11.3	9.8	8.3	8.9	7.8	6.6	7.8	6.8	5.8	7.1	6.2	5.2	6.3	5.8	4.9	5.7	5.4	4.6	5.7	5.4	4.6
400S300-33	230	305	9.5	9.5	9.0	6.7	6.7	6.0	5.4	5.4	5.3	4.6	4.6	4.6	4.1i	4.1i	4.1i	3.7i	3.7i	3.7i	3.7i	3.7i	3.7i
	230	406	8.2	8.2	6.9	5.7	5.7	5.5	4.6	4.6	4.6	4.0i	4.0i	4.0i	3.5i	3.5i	3.5i	3.2i	3.2i	3.2i	3.2i	3.2i	3.2i
	230	610	6.7	6.7	6.0</																		

DOUBLE SPAN CURTAIN WALL LIMITING HEIGHTS (m)

Specified Loads		0.25 kPa			0.50 kPa			0.75 kPa			1.00 kPa			1.25 kPa			1.50 kPa			
Stud Designation	F _y (MPa)	Spacing (mm)	L/120	L/240	L/360	L/240	L/360	L/600	L/240	L/360	L/600	L/240	L/360	L/600	L/240	L/360	L/600	L/240	L/360	L/600
			600S125-33	230	305	8.5	8.5	8.5	6.0	6.0	6.0	4.9	4.9	4.9	4.3	4.3	4.3	3.8i	3.8i	3.8i
	230	406	7.4	7.4	7.4	5.2	5.2	5.2	4.3	4.3	4.3	3.7i	3.7i	3.7i	3.3i	3.3i	3.3i	3.0i	3.0i	3.0i
	230	610	6.0	6.0	6.0	4.3	4.3	4.3	3.5i	3.5i	3.5i	3.0i	3.0i	3.0i	2.7i	2.7i	2.7i	2.5i	2.5i	2.5i
600S125-43	230	305	10.4	10.4	9.3	7.3	7.3	7.3	6.0	6.0	6.0	5.2	5.2	5.2	4.6	4.6	4.6	4.2	4.2	4.2
	230	406	9.0	9.0	8.5	6.4	6.4	6.4	5.2	5.2	5.2	4.5	4.5	4.5	4.0	4.0	4.0	3.7	3.7	3.7
	230	610	7.3	7.3	7.3	5.2	5.2	5.2	4.2	4.2	4.2	3.7	3.7	3.7	3.3i	3.3i	3.3i	3.0i	3.0i	3.0i
600S125-54	345	305	13.6	11.8	10.0	9.9	9.4	7.9	8.1	8.1	6.9	7.0	7.0	6.3	6.2	6.2	5.8	5.7	5.7	5.5
	345	406	12.1	10.8	9.1	8.5	8.5	7.2	7.0	7.0	6.3	6.0	6.0	5.7	5.4	5.4	5.3	4.9	4.9	4.9
	345	610	9.9	9.4	7.9	7.0	7.0	6.3	5.7	5.7	5.5	4.9	4.9	4.9	4.4	4.4	4.4	4.0	4.0	4.0
600S162-33	230	305	10.8	10.8	10.8	7.6	7.6	7.4	6.2i	6.2i	6.2i	5.4i	5.4i	5.4i	4.8i	4.8i	4.8i	4.4i	4.4i	4.4i
	230	406	9.3	9.3	8.5	6.6	6.6	6.6	5.4i	5.4i	5.4i	4.7i	4.7i	4.7i	4.2i	4.2i	4.2i	3.8i	3.8i	3.8i
	230	610	7.6	7.6	7.4	5.4i	5.4i	5.4i	4.4i	4.4i	4.4i	3.8i	3.8i	3.8i	3.4i	3.4i	3.4i	3.0a	3.0a	3.0a
600S162-43	230	305	12.9	12.0	10.1	9.1	9.1	8.1	7.4	7.4	7.0	6.4	6.4	6.4	5.8	5.8	5.8	5.2i	5.2i	5.2i
	230	406	11.1	10.9	9.2	7.9	7.9	7.3	6.4	6.4	6.4	5.6	5.6	5.6	5.0i	5.0i	5.0i	4.5i	4.5i	4.5i
	230	610	9.1	9.1	8.1	6.4	6.4	6.4	5.2i	5.2i	5.2i	4.5i	4.5i	4.5i	4.1i	4.1i	4.1i	3.7i	3.7i	3.7i
600S162-54	345	305	14.8	12.9	10.9	11.7	10.2	8.6	9.9	8.9	7.5	8.6	8.1	6.9	7.7	7.5	6.4	7.0	7.0	6.0
	345	406	13.4	11.7	9.9	10.5	9.3	7.8	8.6	8.1	6.9	7.4	7.4	6.2	6.6	6.6	5.8	6.1	6.1	5.4
	345	610	11.7	10.2	8.6	8.6	8.1	6.9	7.0	7.0	6.0	6.1	6.1	5.4	5.4	5.4	5.1	4.9	4.9	4.8
600S162-68	345	305	15.8	13.8	11.7	12.6	11.0	9.3	11.0	9.6	8.1	9.9	8.7	7.3	8.9	8.1	6.8	8.1	7.6	6.4
	345	406	14.4	12.6	10.6	11.4	10.0	8.4	9.9	8.7	7.3	8.6	7.9	6.7	7.7	7.3	6.2	7.0	6.9	5.8
	345	610	12.6	11.0	9.3	9.9	8.7	7.3	8.1	7.6	6.4	7.0	6.9	5.8	6.3	6.3	5.4	5.7	5.7	5.1
600S162-97	345	305	17.5	15.3	12.9	13.9	12.2	10.3	12.2	10.6	9.0	11.1	9.7	8.1	10.3	9.0	7.6	9.7	8.4	7.1
	345	406	15.9	13.9	11.7	12.7	11.1	9.3	11.1	9.7	8.1	10.0	8.8	7.4	9.3	8.1	6.9	8.7	7.7	6.5
	345	610	13.9	12.2	10.3	11.1	9.7	8.1	9.7	8.4	7.1	8.7	7.7	6.5	7.8	7.1	6.0	7.1	6.7	5.6
600S200-33	230	305	11.5	11.5	11.5	8.1	8.1	7.7	6.6i	6.6i	6.6i	5.8i	5.8i	5.8i	5.1i	5.1i	5.1i	4.7i	4.7i	4.7i
	230	406	10.0	10.0	8.8	7.1i	7.1i	7.0i	5.8i	5.8i	5.8i	5.0i	5.0i	5.0i	4.4i	4.4i	4.4i	4.0i	4.0i	4.0i
	230	610	8.1	8.1	7.7	5.8i	5.8i	5.8i	4.7i	4.7i	4.7i	4.0i	4.0i	4.0i	3.5i	3.5i	3.5i	3.1a	3.1a	3.1a
600S200-43	230	305	13.8	12.6	10.7	9.7	9.7	8.5	7.9	7.9	7.4	6.9	6.9	6.7	6.2	6.2	6.2	5.6i	5.6i	5.6i
	230	406	11.9	11.5	9.7	8.4	8.4	7.7	6.9	6.9	6.7	6.0i	6.0i	6.0i	5.3i	5.3i	5.3i	4.9i	4.9i	4.9i
	230	610	9.7	9.7	8.5	6.9	6.9	6.7	5.6i	5.6i	5.6i	4.9i	4.9i	4.9i	4.4i	4.4i	4.4i	4.0i	4.0i	4.0i
600S200-54	345	305	15.5	13.6	11.4	12.3	10.8	9.1	10.6	9.4	7.9	9.1	8.5	7.2	8.2	7.9	6.7	7.5	7.5	6.3
	345	406	14.1	12.3	10.4	11.2	9.8	8.2	9.1	8.5	7.2	7.9	7.8	6.5	7.1	7.1	6.1	6.5	6.5	5.7
	345	610	12.3	10.8	9.1	9.1	8.5	7.2	7.5	7.5	6.3	6.5	6.5	5.7	5.8	5.8	5.3	5.3	5.3	5.0
600S200-68	345	305	16.7	14.5	12.3	13.2	11.5	9.7	11.5	10.1	8.5	10.5	9.2	7.7	9.5	8.5	7.2	8.7	8.0	6.8
	345	406	15.1	13.2	11.1	12.0	10.5	8.8	10.5	9.2	7.7	9.2	8.3	7.0	8.2	7.7	6.5	7.5	7.3	6.1
	345	610	13.2	11.5	9.7	10.5	9.2	7.7	8.7	8.0	6.8	7.5	7.3	6.1	6.7	6.7	5.7	6.1	6.1	5.4
600S200-97	345	305	18.5	16.2	13.6	14.7	12.8	10.8	12.8	11.2	9.4	11.6	10.2	8.6	10.8	9.4	8.0	10.2	8.9	7.5
	345	406	16.8	14.7	12.4	13.3	11.6	9.8	11.6	10.2	8.6	10.6	9.2	7.8	9.8	8.6	7.2	9.2	8.1	6.8
	345	610	14.7	12.8	10.8	11.6	10.2	8.6	10.2	8.9	7.5	9.2	8.1	6.8	8.4	7.5	6.3	7.6	7.1	6.0
600S250-33	230	305	11.8	11.8	11.8	8.3	8.3	8.0	6.8i	6.8i	6.8i	5.9i	5.9i	5.9i	5.3i	5.3i	5.3i	4.8i	4.8i	4.8i
	230	406	10.2	10.2	9.1	7.2i	7.2i	7.2i	5.9i	5.9i	5.9i	5.1i	5.1i	5.1i	4.5i	4.5i	4.5i	4.0i	4.0i	4.0i
	230	610	8.3	8.3	8.0	5.9i	5.9i	5.9i	4.8i	4.8i	4.8i	4.0i	4.0i	4.0i	3.5i	3.5i	3.5i	3.1a	3.1a	3.1a
600S250-43	230	305	14.1	13.2	11.1	10.0	10.0	8.8	8.2	8.2	7.7	7.1	7.1	7.0	6.3i	6.3i	6.3i	5.8i	5.8i	5.8i
	230	406	12.2	12.0	10.1	8.7	8.7	8.0	7.1	7.1	7.0	6.1i	6.1i	6.1i	5.5i	5.5i	5.5i	5.0i	5.0i	5.0i
	230	610	10.0	10.0	8.8	7.1	7.1	7.0	5.8i	5.8i	5.8i	5.0i	5.0i	5.0i	4.5i	4.5i	4.5i	4.1i	4.1i	4.1i
600S250-54	345	305	16.0	14.0	11.8	12.7	11.1	9.4	10.8	9.7	8.2	9.4	8.8	7.4	8.4	8.2	6.9	7.7	7.7	6.5
	345	406	14.6	12.7	10.7	11.5	10.1	8.5	9.4	8.8	7.4	8.1	8.0	6.8	7.3	7.3	6.3	6.6	6.6	5.9
	345	610	12.7	11.1	9.4	9.4	8.8	7.4	7.7	7.7	6.5	6.6	6.6	5.9	5.9	5.9	5.5	5.4	5.4	5.2
600S250-68	345	305	17.4	15.2	12.8	13.8	12.1	10.2	12.1	10.5	8.9	10.9	9.6	8.1	9.8	8.9	7.5	8.9	8.4	7.1
	345	406	15.8	13.8	11.6	12.5	11.0	9.2	10.9	9.6	8.1	9.5	8.7	7.3	8.5	8.1	6.8	7.7	7.6	6.4
	345	610	13.8	12.1	10.2	10.9	9.6	8.1	8.9	8.4	7.1	7.7	7.6	6.4	6.9	6.9	5.9	6.3	6.3	5.6
600S250-97	345	305	19.4	17.0	14.3	15.4	13.5	11.4	13.5	11.8	9.9	12.2	10.7	9.0	11.4	9.9	8.4	10.7	9.3	7.9
	345	406	17.6	15.4	13.0	14.0	12.2	10.3	12.2	10.7	9.0	11.1	9.7	8.2	10.3	9.0	7.6	9.7	8.5	7.2
	345	610	15.4	13.5	11.4	12.2	10.7	9.0	10.7	9.3	7.9	9.7	8.5	7.2	8.7	7.9	6.6	7.9	7.4	6.2
600S300-33	230	305	11.9	11.9	11.9	8.4	8.4	8.2	6.9i	6.9i	6.9i	6.0i	6.0i	6.0i	5.3i	5.3i	5.3i	4.8i	4.8i	4.8i
	230	406	10.3	10.3	9.4	7.3i	7.3i	7.3i	6.0i	6.0i	6.0i	5.2i	5.2i	5.2i	4.6i	4.6i	4.6i	4.1i	4.1i	4.1i
	230	610	8.4	8.4	8.2	6.0i	6.0i	6.0i	4.8i	4.8i	4.8i	4.1i	4.1i	4.1i	3.6i	3.6i	3.6i	3.2a	3.2a	3.2a
600S300-43	230	305	14.4	13.5	11.4	10.2	10.2	9.1	8.3	8.3	7.9	7.2	7.2	7.2	6.4i	6.4i	6.4i	5.9i	5.9i	5.9i
	230	406	12.4	12.3	10.4	8.8	8.8	8.2	7.2	7.2	7.2	6.2i	6.2i	6.2i	5.6i	5.6i	5.6i	5.1i	5.1i	5.1i
	230	610	10.2	10.2	9.1	7.2	7.2	7.2	5.9i	5.9i	5.9i	5.1i	5.1i	5.1i	4.5i	4.5i	4.5i	4.1i	4.1i	4.1i
600S300-54	345	305	16.4	14.4	12.1	13.0	11.4	9.6	11.0	10.0	8.4	9.5	9.0	7.6	8.5	8.4	7.1	7.8	7.8	6.7
	345	406	14.9	13.0	11.0	11.7	10.4	8.7	9.5	9.0	7.6	8.3	8.2	6.9	7.4	7.4	6.4	6.7	6.7	6.1
	345	610	13.0	11.4																

DOUBLE SPAN CURTAIN WALL LIMITING HEIGHTS (m)

Stud Designation	Specified Loads		0.25 kPa			0.50 kPa			0.75 kPa			1.00 kPa			1.25 kPa			1.50 kPa		
	F _y (MPa)	Spacing (mm)	L/120	L/240	L/360	L/240	L/360	L/600	L/240	L/360	L/600	L/240	L/360	L/600	L/240	L/360	L/600	L/240	L/360	L/600
	800S162-43	230	305	15.0	15.0	15.0	10.6	10.6	10.0	8.6	8.6	8.6	7.5	7.5	7.5	6.7i	6.7i	6.7i	6.1i	6.1i
	230	406	13.0	13.0	11.5	9.2	9.2	9.1	7.5	7.5	7.5	6.5i	6.5i	6.5i	5.8i	5.8i	5.8i	5.3a	5.3a	5.3a
	230	610	10.6	10.6	10.0	7.5	7.5	7.5	6.1i	6.1i	6.1i	5.3a	5.3a	5.3a	4.7a	4.7a	4.7a	4.2a	4.2a	4.2a
800S162-54	345	305	18.4	16.1	13.6	14.1	12.8	10.8	11.5	11.2	9.4	10.0	10.0	8.6	8.9	8.9	7.9	8.2	8.2	7.5
	345	406	16.8	14.6	12.3	12.2	11.6	9.8	10.0	10.0	8.6	8.6	8.6	7.8	7.7	7.7	7.2	7.1	7.1	6.8
	345	610	14.1	12.8	10.8	10.0	10.0	8.6	8.2	8.2	7.5	7.1	7.1	6.8	6.3	6.3	6.3	5.8	5.8	5.8
800S162-68	345	305	20.0	17.4	14.7	15.8	13.8	11.7	13.5	12.1	10.2	11.7	11.0	9.3	10.5	10.2	8.6	9.5	9.5	8.1
	345	406	18.1	15.8	13.4	14.3	12.6	10.6	11.7	11.0	9.3	10.1	10.0	8.4	9.1	9.1	7.8	8.3	8.3	7.4
	345	610	15.8	13.8	11.7	11.7	11.0	9.3	9.5	9.5	8.1	8.3	8.3	7.4	7.4	6.8	6.8	6.8	6.8	6.4
800S162-97	345	305	22.2	19.4	16.4	17.6	15.4	13.0	15.4	13.4	11.3	14.0	12.2	10.3	13.0	11.3	9.6	12.1	10.7	9.0
	345	406	20.2	17.6	14.9	16.0	14.0	11.8	14.0	12.2	10.3	12.7	11.1	9.4	11.4	10.3	8.7	10.4	9.7	8.2
	345	610	17.6	15.4	13.0	14.0	12.2	10.3	12.1	10.7	9.0	10.4	9.7	8.2	9.3	9.0	7.6	8.5	8.5	7.1
800S200-43	230	305	16.1	16.1	15.8	11.4	11.4	10.6	9.3	9.3	9.3	8.0i	8.0i	8.0i	7.2i	7.2i	7.2i	6.6a	6.6a	6.6a
	230	406	13.9	13.9	12.1	9.9	9.9	9.6	8.0i	8.0i	8.0i	7.0i	7.0i	7.0i	6.2a	6.2a	6.2a	5.7a	5.7a	5.7a
	230	610	11.4	11.4	10.6	8.0i	8.0i	8.0i	6.6a	6.6a	6.6a	5.7a	5.7a	5.7a	5.1a	5.1a	5.1a	4.6a	4.6a	4.6a
800S200-54	345	305	19.5	17.0	14.4	15.1	13.5	11.4	12.4	11.8	10.0	10.7	10.7	9.0	9.6	9.6	8.4	8.7	8.7	7.9
	345	406	17.7	15.5	13.0	13.1	12.3	10.4	10.7	10.7	9.0	9.3	9.3	8.2	8.3	8.3	7.6	7.6	7.6	7.2
	345	610	15.1	13.5	11.4	10.7	10.7	9.0	8.7	8.7	7.9	7.6	7.6	7.2	6.8	6.8	6.7	6.2i	6.2i	6.2i
800S200-68	345	305	20.9	18.3	15.4	16.6	14.5	12.2	14.4	12.7	10.7	12.5	11.5	9.7	11.2	10.7	9.0	10.2	10.1	8.5
	345	406	19.0	16.6	14.0	15.1	13.2	11.1	12.5	11.5	9.7	10.8	10.5	8.8	9.7	9.7	8.2	8.8	8.8	7.7
	345	610	16.6	14.5	12.2	12.5	11.5	9.7	10.2	10.1	8.5	8.8	8.8	7.7	7.9	7.9	7.2	7.2	7.2	6.7
800S200-97	345	305	23.3	20.3	17.2	18.5	16.1	13.6	16.1	14.1	11.9	14.7	12.8	10.8	13.6	11.9	10.0	12.8	11.2	9.4
	345	406	21.2	18.5	15.6	16.8	14.7	12.4	14.7	12.8	10.8	13.3	11.6	9.8	12.2	10.8	9.1	11.1	10.2	8.6
	345	610	18.5	16.1	13.6	14.7	12.8	10.8	12.8	11.2	9.4	11.1	10.2	8.6	10.0	9.4	8.0	9.1	8.9	7.5
800S250-43	230	305	16.5	16.5	16.5	11.7	11.7	11.0	9.5	9.5	9.5	8.2i	8.2i	8.2i	7.4a	7.4a	7.4a	6.7a	6.7a	6.7a
	230	406	14.3	14.3	12.6	10.1	10.1	10.0	8.2i	8.2i	8.2i	7.1a	7.1a	7.1a	6.4a	6.4a	6.4a	5.8a	5.8a	5.8a
	230	610	11.7	11.7	11.0	8.2i	8.2i	8.2i	6.7a	6.7a	6.7a	5.8a	5.8a	5.8a	5.2a	5.2a	5.2a	4.6a	4.6a	4.6a
800S250-54	345	305	20.1	17.5	14.8	15.5	13.9	11.7	12.7	12.2	10.2	11.0	11.0	9.3	9.8	9.8	8.6	8.9	8.9	8.1
	345	406	18.2	15.9	13.4	13.4	12.6	10.7	11.0	11.0	9.3	9.5	9.5	8.5	8.5	8.5	7.9	7.8	7.8	7.4
	345	610	15.5	13.9	11.7	11.0	11.0	9.3	8.9	8.9	8.1	7.8	7.8	7.4	6.9	6.9	6.9	6.3i	6.3i	6.3i
800S250-68	345	305	21.8	19.0	16.0	17.3	15.1	12.7	14.8	13.2	11.1	12.8	12.0	10.1	11.5	11.1	9.4	10.5	10.5	8.8
	345	406	19.8	17.3	14.6	15.7	13.7	11.6	12.8	12.0	10.1	11.1	10.9	9.2	9.9	9.9	8.5	9.1	9.1	8.0
	345	610	17.3	15.1	12.7	12.8	12.0	10.1	10.5	10.5	8.8	9.1	9.1	8.0	8.1	8.1	7.4	7.4	7.4	7.0
800S250-97	345	305	24.3	21.3	17.9	19.3	16.9	14.2	16.9	14.7	12.4	15.3	13.4	11.3	14.2	12.4	10.5	13.3	11.7	9.9
	345	406	22.1	19.3	16.3	17.5	15.3	12.9	15.3	13.4	11.3	13.9	12.2	10.3	12.6	11.3	9.5	11.5	10.6	9.0
	345	610	19.3	16.9	14.2	15.3	13.4	11.3	13.3	11.7	9.9	11.5	10.6	9.0	10.3	9.9	8.3	9.4	9.3	7.8
800S300-43	230	305	16.7	16.7	16.7	11.8	11.8	11.3	9.7	9.7	9.7	8.4i	8.4i	8.4i	7.5a	7.5a	7.5a	6.8a	6.8a	6.8a
	230	406	14.5	14.5	12.9	10.2	10.2	10.2	8.4i	8.4i	8.4i	7.2a	7.2a	7.2a	6.5a	6.5a	6.5a	5.9a	5.9a	5.9a
	230	610	11.8	11.8	11.3	8.4i	8.4i	8.4i	6.8a	6.8a	6.8a	5.9a	5.9a	5.9a	5.2a	5.2a	5.2a	4.6a	4.6a	4.6a
800S300-54	345	305	20.5	17.9	15.1	15.7	14.2	12.0	12.8	12.4	10.5	11.1	11.1	9.5	9.9	9.9	8.8	9.1	9.1	8.3
	345	406	18.6	16.3	13.7	13.6	12.9	10.9	11.1	11.1	9.5	9.6	9.6	8.7	8.6	8.6	8.0	7.9	7.9	7.6
	345	610	15.7	14.2	12.0	11.1	11.1	9.5	9.1	9.1	8.3	7.9	7.9	7.6	7.0	7.0	7.0	6.4i	6.4i	6.4i
800S300-68	345	305	22.3	19.5	16.4	17.7	15.5	13.0	15.1	13.5	11.4	13.0	12.3	10.3	11.7	11.4	9.6	10.7	10.7	9.0
	345	406	20.3	17.7	14.9	16.0	14.0	11.8	13.0	12.3	10.3	11.3	11.1	9.4	10.1	10.1	8.7	9.2	9.2	8.2
	345	610	17.7	15.5	13.0	13.0	12.3	10.3	10.7	10.7	9.0	9.2	9.2	8.2	8.2	8.2	7.6	7.5	7.5	7.2
800S300-97	345	305	25.1	22.0	18.5	20.0	17.4	14.7	17.4	15.2	12.8	15.8	13.8	11.7	14.7	12.8	10.8	13.5	12.1	10.2
	345	406	22.8	20.0	16.8	18.1	15.8	13.4	15.8	13.8	11.7	14.4	12.6	10.6	12.8	11.7	9.8	11.7	11.0	9.3
	345	610	20.0	17.4	14.7	15.8	13.8	11.7	13.5	12.1	10.2	11.7	11.0	9.3	10.5	10.2	8.6	9.6	9.6	8.1

NOTES:

1) $p = I_w \{qC_e C_q C_p\}$; I_w of 0.75 has been incorporated in the deflection values of the table.

The parameters in the bracket { } must be determined by the design professional in accordance with the NBCC.

2) "e" web stiffeners required at ends; "i" web stiffeners required at interior support; "a" web stiffeners required at ends and interior supports.

DOUBLE SPAN CURTAIN WALL LIMITING HEIGHTS (m)

Stud Designation		Specified Loads		1.75 kPa			2.00 kPa			2.25 kPa			2.50 kPa			2.75 kPa			3.00 kPa		
		F _y (MPa)	Spacing (mm)	L/240	L/360	L/600	L/240	L/360	L/600	L/240	L/360	L/600	L/240	L/360	L/600	L/240	L/360	L/600	L/240	L/360	L/600
362S125-33	230	305	2.4	2.4	2.4	2.3	2.3	2.3	2.1i	2.1i	2.1i	2.0i	2.0i	2.0i	1.9i	1.9i	1.9i	1.8i	1.8i	1.8i	
	230	406	2.1i	2.1i	2.1i	1.9i	1.9i	1.9i	1.8i	1.8i	1.8i	1.7i	1.7i	1.7i	1.6i	1.6i	1.6i	1.5i	1.5i	1.5i	
	230	610	1.7i	1.7i	1.7i	1.5i	1.5i	1.5i	1.4i	1.4i	1.4i	1.3i	1.3i	1.3i	1.3i	1.3i	1.3i	1.2i	1.2i	1.2i	
362S125-43	230	305	2.9	2.9	2.9	2.7	2.7	2.7	2.6	2.6	2.6	2.4	2.4	2.4	2.3	2.3	2.3	2.2	2.2	2.2	
	230	406	2.5	2.5	2.5	2.4	2.4	2.4	2.2	2.2	2.2	2.1	2.1	2.1	2.0	2.0	2.0	1.9	1.9	1.9	
	230	610	2.0	2.0	2.0	1.9	1.9	1.9	1.8	1.8	1.8	1.7i	1.7i	1.7i	1.6i	1.6i	1.6i	1.5i	1.5i	1.5i	
362S125-54	345	305	3.9	3.9	3.5	3.6	3.6	3.3	3.4	3.4	3.2	3.3	3.3	3.1	3.1	3.1	3.0	3.0	3.0	2.9	
	345	406	3.4	3.4	3.2	3.2	3.2	3.0	3.0	3.0	2.9	2.8	2.8	2.8	2.7	2.7	2.7	2.6	2.6	2.6	
	345	610	2.7	2.7	2.7	2.6	2.6	2.6	2.4	2.4	2.4	2.3	2.3	2.3	2.2	2.2	2.2	2.0	2.0	2.0	
362S162-33	230	305	2.9i	2.9i	2.9i	2.7i	2.7i	2.7i	2.5i	2.5i	2.5i	2.4i	2.4i	2.4i	2.3i	2.3i	2.3i	2.1i	2.1i	2.1i	
	230	406	2.5i	2.5i	2.5i	2.3i	2.3i	2.3i	2.1i	2.1i	2.1i	2.0i	2.0i	2.0i	1.9i	1.9i	1.9i	1.8i	1.8i	1.8i	
	230	610	1.9i	1.9i	1.9i	1.8i	1.8i	1.8i	1.7i	1.7i	1.7i	1.6i	1.6i	1.6i	1.5i	1.5i	1.5i	1.4i	1.4i	1.4i	
362S162-43	230	305	3.5	3.5	3.5	3.2	3.2	3.2	3.0	3.0	3.0	2.9	2.9	2.9	2.7	2.7	2.7	2.6	2.6	2.6	
	230	406	3.0	3.0	3.0	2.7	2.7	2.7	2.6	2.6	2.6	2.4	2.4	2.4	2.3i	2.3i	2.3i	2.2i	2.2i	2.2i	
	230	610	2.3i	2.3i	2.3i	2.2i	2.2i	2.2i	2.0i	2.0i	2.0i	1.9i	1.9i	1.9i	1.8i	1.8i	1.8i	1.7i	1.7i	1.7i	
362S162-54	345	305	4.7	4.5	3.8	4.4	4.3	3.7	4.1	4.1	3.5	3.9	3.9	3.4	3.7	3.7	3.3	3.5	3.5	3.2	
	345	406	4.0	4.0	3.5	3.7	3.7	3.3	3.5	3.5	3.2	3.3	3.3	3.1	3.1	3.1	3.0	3.0	3.0	2.9	
	345	610	3.2	3.2	3.0	3.0	3.0	2.9	2.8	2.8	2.8	2.6	2.6	2.6	2.5	2.5	2.5	2.3	2.3	2.3	
362S162-68	345	305	5.3	4.9	4.1	4.9	4.6	3.9	4.6	4.5	3.8	4.3	4.3	3.6	4.1	4.1	3.5	3.9	3.9	3.4	
	345	406	4.5	4.4	3.7	4.2	4.2	3.6	3.9	3.9	3.4	3.7	3.7	3.3	3.5	3.5	3.2	3.3	3.3	3.1	
	345	610	3.6	3.6	3.3	3.3	3.3	3.1	3.1	3.1	3.0	2.9	2.9	2.9	2.7	2.7	2.7	2.5	2.5	2.5	
362S162-97	345	305	6.1	5.4	4.5	5.8	5.1	4.3	5.4	4.9	4.2	5.1	4.8	4.0	4.8	3.9	4.5	4.5	3.8		
	345	406	5.3	4.9	4.1	4.9	4.7	3.9	4.5	4.5	3.8	4.2	4.2	3.6	3.9	3.9	3.5	3.7	3.7	3.4	
	345	610	4.0	4.0	3.6	3.7	3.7	3.4	3.4	3.4	3.3	3.1	3.1	3.1	2.9	2.9	2.9	2.7	2.7	2.7	
362S200-33	230	305	3.0i	3.0i	3.0i	2.8i	2.8i	2.8i	2.6i	2.6i	2.6i	2.5i	2.5i	2.5i	2.3i	2.3i	2.3i	2.2i	2.2i	2.2i	
	230	406	2.6i	2.6i	2.6i	2.4i	2.4i	2.4i	2.2i	2.2i	2.2i	2.1i	2.1i	2.1i	2.0i	2.0i	2.0i	1.9i	1.9i	1.9i	
	230	610	2.0i	2.0i	2.0i	1.9i	1.9i	1.9i	1.7i	1.7i	1.7i	1.6i	1.6i	1.6i	1.5i	1.5i	1.5i	1.4i	1.4i	1.4i	
362S200-43	230	305	3.7	3.7	3.7	3.4	3.4	3.4	3.2	3.2	3.2	3.0	3.0	3.0	2.9	2.9	2.9	2.7i	2.7i	2.7i	
	230	406	3.1	3.1	3.1	2.9	2.9	2.9	2.7i	2.7i	2.7i	2.5i	2.5i	2.5i	2.4i	2.4i	2.4i	2.3i	2.3i	2.3i	
	230	610	2.5i	2.5i	2.5i	2.3i	2.3i	2.3i	2.1i	2.1i	2.1i	2.0i	2.0i	2.0i	1.9i	1.9i	1.9i	1.8i	1.8i	1.8i	
362S200-54	345	305	4.9	4.8	4.0	4.6	4.6	3.9	4.3	4.3	3.7	4.1	4.1	3.6	3.8	3.8	3.5	3.7	3.7	3.4	
	345	406	4.2	4.2	3.7	3.9	3.9	3.5	3.7	3.7	3.4	3.4	3.4	3.3	3.3	3.3	3.2	3.1	3.1	3.1	
	345	610	3.3	3.3	3.2	3.1	3.1	3.1	2.9	2.9	2.9	2.7	2.7	2.7	2.5	2.5	2.5	2.4	2.4	2.4	
362S200-68	345	305	5.7	5.1	4.3	5.3	4.9	4.1	4.9	4.7	4.0	4.6	4.6	3.8	4.4	4.4	3.7	4.1	4.1	3.6	
	345	406	4.8	4.7	3.9	4.5	4.5	3.8	4.1	4.1	3.6	3.9	3.9	3.5	3.7	3.7	3.4	3.5	3.5	3.3	
	345	610	3.8	3.8	3.4	3.5	3.5	3.3	3.2	3.2	3.2	3.0	3.0	3.0	2.8	2.8	2.8	2.7	2.7	2.7	
362S200-97	345	305	6.5	5.7	4.8	6.2	5.4	4.6	5.7	5.2	4.4	5.3	5.0	4.3	5.0	4.9	4.1	4.7	4.7	4.0	
	345	406	5.6	5.2	4.4	5.1	4.9	4.2	4.7	4.7	4.0	4.4	4.4	3.9	4.1	4.1	3.7	3.8	3.8	3.6	
	345	610	4.2	4.2	3.8	3.8	3.8	3.6	3.5	3.5	3.5	3.2	3.2	3.2	3.0	3.0	3.0	2.8	2.8	2.8	
362S250-33	230	305	3.1i	3.1i	3.1i	2.9i	2.9i	2.9i	2.7i	2.7i	2.7i	2.5i	2.5i	2.5i	2.4i	2.4i	2.4i	2.3i	2.3i	2.3i	
	230	406	2.7i	2.7i	2.7i	2.5i	2.5i	2.5i	2.3i	2.3i	2.3i	2.1i	2.1i	2.1i	2.0i	2.0i	2.0i	1.9i	1.9i	1.9i	
	230	610	2.1i	2.1i	2.1i	1.9i	1.9i	1.9i	1.8i	1.8i	1.8i	1.6i	1.6i	1.6i	1.5i	1.5i	1.5i	1.4i	1.4i	1.4i	
362S250-43	230	305	3.8	3.8	3.8	3.5	3.5	3.5	3.3	3.3	3.3	3.1	3.1	3.1	2.9	2.9	2.9	2.8i	2.8i	2.8i	
	230	406	3.2	3.2	3.2	3.0	3.0	3.0	2.8i	2.8i	2.8i	2.6i	2.6i	2.6i	2.5i	2.5i	2.5i	2.3i	2.3i	2.3i	
	230	610	2.5i	2.5i	2.5i	2.3i	2.3i	2.3i	2.2i	2.2i	2.2i	2.0i	2.0i	2.0i	1.9i	1.9i	1.9i	1.8i	1.8i	1.8i	
362S250-54	345	305	5.1	5.0	4.2	4.7	4.7	4.0	4.4	4.4	3.9	4.1	4.1	3.7	3.9	3.9	3.6	3.7	3.7	3.5	
	345	406	4.3	4.3	3.8	4.0	4.0	3.7	3.7	3.7	3.5	3.5	3.4	3.3	3.3	3.3	3.2	3.2	3.2		
	345	610	3.4	3.4	3.3	3.2	3.2	3.2	2.9	2.9	2.9	2.8	2.8	2.8	2.6	2.6	2.6	2.4	2.4	2.4	
362S250-68	345	305	5.8	5.4	4.6	5.3	5.2	4.4	5.0	5.0	4.2	4.7	4.7	4.1	4.4	4.4	3.9	4.2	4.2	3.8	
	345	406	4.9	4.9	4.1	4.5	4.5	4.0	4.2	4.2	3.8	3.9	3.9	3.7	3.7	3.7	3.6	3.5	3.5	3.5	
	345	610	3.8	3.8	3.6	3.5	3.5	3.5	3.3	3.3	3.3	3.0	3.0	3.0	2.9	2.9	2.9	2.7	2.7	2.7	
362S250-97	345	305	6.9	6.0	5.1	6.4	5.8	4.9	5.9	5.5	4.7	5.5	5.3	4.5	5.2	5.2	4.4	4.8	4.8	4.2	
	345	406	5.8	5.5	4.6	5.3	5.2	4.4	4.8	4.8	4.2	4.5	4.5	4.1	4.2	4.2	4.0	3.9	3.9	3.9	
	345	610	4.3	4.3	4.0	3.9	3.9	3.9	3.6	3.6	3.6	3.3	3.3	3.3	3.0	3.0	3.0	2.8	2.8	2.8	
362S300-33	230	305	3.2i	3.2i	3.2i	3.0i	3.0i	3.0i	2.8i	2.8i	2.8i	2.6i	2.6i	2.6i	2.4i	2.4i	2.4i	2.3i	2.3i	2.3i	
	230	406	2.7i	2.7i	2.7i	2.5i	2.5i	2.5i	2.3i	2.3i	2.3i	2.2i	2.2i	2.2i	2.0i	2.0i	2.0i	1.9i	1.9i	1.9i	
	230	610	2.1i	2.1i	2.1i	1.9i	1.9i	1.9i	1.8i	1.8i	1.8i	1.7i	1.7i	1.7i	1.6i	1.6i	1.6i	1.5i	1.5i	1.5i	
362S300-43	230	305	3.8	3.8	3.8	3.5	3.5	3.5	3.3	3.3	3.3	3.1	3.1	2.9i	2.9i	2.9i	2.8i	2.8i	2.8i		
	230	406	3.2	3.2	3.2	3.0	3.0	3.0	2.8i	2.8i	2.8i	2.6i	2.6i	2.6							

DOUBLE SPAN CURTAIN WALL LIMITING HEIGHTS (m)

Stud Designation		Specified Loads		1.75 kPa			2.00 kPa			2.25 kPa			2.50 kPa			2.75 kPa			3.00 kPa		
		F _y (MPa)	Spacing (mm)	L/240	L/360	L/600	L/240	L/360	L/600	L/240	L/360	L/600	L/240	L/360	L/600	L/240	L/360	L/600	L/240	L/360	L/600
400S125-33	230	305	2.6	2.6	2.6	2.4i	2.4i	2.4i	2.3i	2.3i	2.3i	2.1i	2.1i	2.1i	2.0i	2.0i	2.0i	1.9i	1.9i	1.9i	
	230	406	2.2i	2.2i	2.2i	2.1i	2.1i	2.1i	1.9i	1.9i	1.9i	1.8i	1.8i	1.8i	1.7i	1.7i	1.7i	1.7i	1.7i	1.7i	1.7i
	230	610	1.8i	1.8i	1.8i	1.7i	1.7i	1.7i	1.5i	1.5i	1.5i	1.4i	1.4i	1.4i	1.4i	1.4i	1.4i	1.4i	1.3i	1.3i	1.3i
400S125-43	230	305	3.1	3.1	3.1	2.9	2.9	2.9	2.7	2.7	2.7	2.6	2.6	2.6	2.5	2.5	2.5	2.4	2.4	2.4	
	230	406	2.7	2.7	2.7	2.5	2.5	2.5	2.4	2.4	2.4	2.2	2.2	2.2	2.1	2.1	2.1	2.0i	2.0i	2.0i	
	230	610	2.2	2.2	2.2	2.0i	2.0i	2.0i	1.9i	1.9i	1.9i	1.8i	1.8i	1.8i	1.7i	1.7i	1.7i	1.6i	1.6i	1.6i	
400S125-54	345	305	4.1	4.1	3.8	3.9	3.9	3.6	3.6	3.5	3.5	3.5	3.3	3.3	3.3	3.2	3.2	3.2	3.2	3.1	
	345	406	3.6	3.6	3.4	3.3	3.3	3.3	3.2	3.2	3.1	3.0	3.0	3.0	2.9	2.9	2.9	2.7	2.7	2.7	
	345	610	2.9	2.9	2.9	2.7	2.7	2.7	2.6	2.6	2.6	2.4	2.4	2.4	2.3	2.3	2.3	2.2	2.2	2.2	
400S162-33	230	305	3.1i	3.1i	3.1i	2.9i	2.9i	2.9i	2.7i	2.7i	2.7i	2.5i	2.5i	2.5i	2.4i	2.4i	2.4i	2.3i	2.3i	2.3i	
	230	406	2.7i	2.7i	2.7i	2.5i	2.5i	2.5i	2.3i	2.3i	2.3i	2.2i	2.2i	2.2i	2.0i	2.0i	2.0i	1.9i	1.9i	1.9i	
	230	610	2.1i	2.1i	2.1i	1.9i	1.9i	1.9i	1.8i	1.8i	1.8i	1.7i	1.7i	1.7i	1.6i	1.6i	1.6i	1.5i	1.5i	1.5i	
400S162-43	230	305	3.7	3.7	3.7	3.5	3.5	3.5	3.2	3.2	3.2	3.1	3.1	3.1	2.9	2.9	2.9	2.8i	2.8i	2.8i	
	230	406	3.2	3.2	3.2	3.0	3.0	3.0	2.8i	2.8i	2.8i	2.6i	2.6i	2.6i	2.5i	2.5i	2.5i	2.3i	2.3i	2.3i	
	230	610	2.5i	2.5i	2.5i	2.3i	2.3i	2.3i	2.2i	2.2i	2.2i	2.1i	2.1i	2.1i	1.9i	1.9i	1.9i	1.8i	1.8i	1.8i	
400S162-54	345	305	5.0	4.9	4.1	4.7	4.7	4.0	4.4	4.4	3.8	4.2	4.2	3.7	4.0	4.0	3.6	3.8	3.8	3.5	
	345	406	4.3	4.3	3.8	4.0	4.0	3.6	3.8	3.8	3.5	3.6	3.6	3.3	3.4	3.4	3.2	3.2	3.2	3.1	
	345	610	3.5	3.5	3.3	3.2	3.2	3.1	3.0	3.0	3.0	2.8	2.8	2.8	2.7	2.7	2.7	2.5	2.5	2.5	
400S162-68	345	305	5.8	5.2	4.4	5.4	5.0	4.2	5.0	4.8	4.1	4.7	4.7	3.9	4.5	4.5	3.8	4.3	4.3	3.7	
	345	406	4.9	4.8	4.0	4.6	4.6	3.8	4.3	4.3	3.7	4.0	4.0	3.6	3.8	3.8	3.5	3.7	3.7	3.4	
	345	610	3.9	3.9	3.5	3.7	3.7	3.4	3.4	3.4	3.2	3.2	3.2	3.1	3.0	3.0	3.0	2.9	2.9	2.9	
400S162-97	345	305	6.6	5.8	4.9	6.3	5.5	4.7	6.1	5.3	4.5	5.8	5.1	4.3	5.5	5.0	4.2	5.2	4.8	4.1	
	345	406	6.0	5.3	4.4	5.6	5.0	4.2	5.2	4.8	4.1	4.9	4.7	3.9	4.6	4.5	3.8	4.3	4.3	3.7	
	345	610	4.7	4.6	3.9	4.3	4.3	3.7	4.0	4.0	3.6	3.7	3.7	3.4	3.5	3.5	3.3	3.3	3.3	3.2	
400S200-33	230	305	3.2i	3.2i	3.2i	3.0i	3.0i	3.0i	2.8i	2.8i	2.8i	2.7i	2.7i	2.7i	2.5i	2.5i	2.5i	2.4i	2.4i	2.4i	
	230	406	2.8i	2.8i	2.8i	2.6i	2.6i	2.6i	2.4i	2.4i	2.4i	2.2i	2.2i	2.2i	2.1i	2.1i	2.1i	2.0i	2.0i	2.0i	
	230	610	2.2i	2.2i	2.2i	2.0i	2.0i	2.0i	1.9i	1.9i	1.9i	1.7i	1.7i	1.7i	1.6i	1.6i	1.6i	1.5i	1.5i	1.5i	
400S200-43	230	305	4.0	4.0	4.0	3.7	3.7	3.7	3.5	3.5	3.5	3.3i	3.3i	3.3i	3.1i	3.1i	3.1i	2.9i	2.9i	2.9i	
	230	406	3.4	3.4	3.4	3.1i	3.1i	3.1i	2.9i	2.9i	2.9i	2.8i	2.8i	2.8i	2.6i	2.6i	2.6i	2.5i	2.5i	2.5i	
	230	610	2.7i	2.7i	2.7i	2.5i	2.5i	2.5i	2.3i	2.3i	2.3i	2.2i	2.2i	2.2i	2.0i	2.0i	2.0i	1.9i	1.9i	1.9i	
400S200-54	345	305	5.3	5.2	4.4	4.9	4.9	4.2	4.6	4.6	4.0	4.4	4.4	3.9	4.1	4.1	3.8	3.9	3.9	3.6	
	345	406	4.5	4.5	4.0	4.2	4.2	3.8	3.9	3.9	3.6	3.7	3.7	3.5	3.5	3.5	3.4	3.3	3.3	3.3	
	345	610	3.6	3.6	3.5	3.3	3.3	3.3	3.1	3.1	3.1	2.9	2.9	2.9	2.8	2.8	2.8	2.6	2.6	2.6	
400S200-68	345	305	6.2	5.5	4.7	5.7	5.3	4.5	5.4	5.1	4.3	5.1	4.9	4.2	4.8	4.8	4.0	4.6	4.6	3.9	
	345	406	5.3	5.0	4.2	4.9	4.8	4.1	4.6	4.6	3.9	4.3	4.3	3.8	4.1	4.1	3.7	3.9	3.9	3.6	
	345	610	4.2	4.2	3.7	3.9	3.9	3.6	3.6	3.6	3.4	3.4	3.4	3.3	3.2	3.2	3.2	3.0	3.0	3.0	
400S200-97	345	305	7.0	6.1	5.2	6.7	5.9	5.0	6.5	5.6	4.8	6.1	5.4	4.6	5.8	5.3	4.5	5.5	5.1	4.3	
	345	406	6.4	5.6	4.7	5.9	5.3	4.5	5.5	5.1	4.3	5.1	5.0	4.2	4.8	4.8	4.0	4.5	4.5	3.9	
	345	610	5.0	4.9	4.1	4.5	4.5	3.9	4.2	4.2	3.8	3.9	3.9	3.6	3.6	3.6	3.5	3.4	3.4	3.4	
400S250-33	230	305	3.3i	3.3i	3.3i	3.1i	3.1i	3.1i	2.9i	2.9i	2.9i	2.7i	2.7i	2.7i	2.6i	2.6i	2.6i	2.5i	2.5i	2.5i	
	230	406	2.8i	2.8i	2.8i	2.6i	2.6i	2.6i	2.5i	2.5i	2.5i	2.3i	2.3i	2.3i	2.2i	2.2i	2.2i	2.1i	2.1i	2.1i	
	230	610	2.2i	2.2i	2.2i	2.1i	2.1i	2.1i	1.9i	1.9i	1.9i	1.8i	1.8i	1.8i	1.7i	1.7i	1.7i	1.6i	1.6i	1.6i	
400S250-43	230	305	4.1	4.1	4.1	3.8	3.8	3.8	3.5	3.5	3.5	3.3i	3.3i	3.3i	3.2i	3.2i	3.2i	3.0i	3.0i	3.0i	
	230	406	3.5i	3.5i	3.5i	3.2i	3.2i	3.2i	3.0i	3.0i	3.0i	2.8i	2.8i	2.8i	2.7i	2.7i	2.7i	2.5i	2.5i	2.5i	
	230	610	2.7i	2.7i	2.7i	2.5i	2.5i	2.5i	2.4i	2.4i	2.4i	2.2i	2.2i	2.2i	2.1i	2.1i	2.1i	2.0i	2.0i	2.0i	
400S250-54	345	305	5.4	5.4	4.5	5.0	5.0	4.3	4.7	4.7	4.2	4.5	4.5	4.0	4.2	4.2	3.9	4.0	4.0	3.8	
	345	406	4.6	4.6	4.1	4.3	4.3	3.9	4.0	4.0	3.8	3.8	3.8	3.7	3.6	3.6	3.5	3.4	3.4	3.4	
	345	610	3.7	3.7	3.6	3.4	3.4	3.4	3.2	3.2	3.2	3.0	3.0	3.0	2.8	2.8	2.8	2.7	2.7	2.7	
400S250-68	345	305	6.2	5.8	4.9	5.8	5.6	4.7	5.5	5.4	4.5	5.1	5.1	4.4	4.9	4.9	4.2	4.6	4.6	4.1	
	345	406	5.3	5.3	4.5	5.0	5.0	4.3	4.6	4.6	4.1	4.4	4.4	4.0	4.1	4.1	3.8	3.9	3.9	3.7	
	345	610	4.3	4.3	3.9	3.9	3.9	3.7	3.7	3.7	3.6	3.4	3.4	3.4	3.2	3.2	3.2	3.1	3.1	3.1	
400S250-97	345	305	7.4	6.5	5.5	7.1	6.2	5.2	6.8	6.0	5.0	6.3	5.8	4.9	6.0	5.6	4.7	5.7	5.4	4.6	
	345	406	6.6	5.9	5.0	6.1	5.6	4.8	5.7	5.4	4.6	5.3	5.2	4.4	5.0	5.0	4.3	4.7	4.7	4.2	
	345	610	5.1	5.1	4.3	4.7	4.7	4.2	4.3	4.3	4.0	4.0	4.0	3.9	3.7	3.7	3.7	3.5	3.5	3.5	
400S300-33	230	305	3.4i	3.4i	3.4i	3.2i	3.2i	3.2i	3.0i	3.0i	3.0i	2.8i	2.8i	2.8i	2.6i	2.6i	2.6i	2.5i	2.5i	2.5i	
	230	406	2.9i	2.9i	2.9i	2.7i	2.7i	2.7i	2.5i	2.5i	2.5i	2.3i	2.3i	2.3i	2.2i	2.2i	2.2i	2.1i	2.1i	2.1i	
	230	610	2.3i	2.3i	2.3i	2.1i	2.1i	2.1i	1.9i	1.9i	1.9i	1.8i	1.8i	1.8i	1.7i	1.7i	1.7i	1.6i	1.6i	1.6i	
400S300-43	230	305	4.1	4.1	4.1	3.8	3.8	3.8	3.6	3.6	3.6	3.4i	3.4i	3.4i	3.2i	3.2i	3.2i	3.0i	3.0i	3.0i	
	230	406	3.5i	3.5i	3.5i	3.2i	3.2i	3.2i	3.0i	3.0i	3.0i	2.8i	2.8i	2.8i	2.7i	2.7i	2.7i	2			

DOUBLE SPAN CURTAIN WALL LIMITING HEIGHTS (m)

Specified Loads		1.75 kPa			2.00 kPa			2.25 kPa			2.50 kPa			2.75 kPa			3.00 kPa			
Stud Designation	F _y (MPa)	Spacing (mm)	L/240	L/360	L/600	L/240	L/360	L/600	L/240	L/360	L/600	L/240	L/360	L/600	L/240	L/360	L/600	L/240	L/360	L/600
			600S125-33	230	305	3.2i	3.2i	3.2i	3.0i	3.0i	3.0i	2.8i	2.8i	2.8i	2.7i	2.7i	2.7i	2.6i	2.6i	2.6i
	230	406	2.8i	2.8i	2.8i	2.6i	2.6i	2.6i	2.5i	2.5i	2.5i	2.3i	2.3i	2.3i	2.2i	2.2i	2.2i	2.1i	2.1i	2.1i
	230	610	2.3i	2.3i	2.3i	2.1i	2.1i	2.1i	2.0i	2.0i	2.0i	1.8a	1.8a	1.8a	1.7a	1.7a	1.7a	1.6a	1.6a	1.6a
600S125-43	230	305	3.9	3.9	3.9	3.7	3.7	3.7	3.5	3.5	3.5	3.3i	3.3i	3.3i	3.1i	3.1i	3.1i	3.0i	3.0i	3.0i
	230	406	3.4i	3.4i	3.4i	3.2i	3.2i	3.2i	3.0i	3.0i	3.0i	2.8i	2.8i	2.8i	2.7i	2.7i	2.7i	2.6i	2.6i	2.6i
	230	610	2.8i	2.8i	2.8i	2.6i	2.6i	2.6i	2.4i	2.4i	2.4i	2.3i	2.3i	2.3i	2.2i	2.2i	2.2i	2.1i	2.1i	2.1i
600S125-54	345	305	5.3	5.3	5.2	4.9	4.9	4.9	4.6	4.6	4.6	4.4	4.4	4.4	4.2	4.2	4.2	4.0	4.0	4.0
	345	406	4.6	4.6	4.6	4.3	4.3	4.3	4.0	4.0	4.0	3.8	3.8	3.8	3.6	3.6	3.6	3.5	3.5	3.5
	345	610	3.7	3.7	3.7	3.5	3.5	3.5	3.3	3.3	3.3	3.1	3.1	3.1	3.0	3.0	3.0	2.8	2.8	2.8
600S162-33	230	305	4.1i	4.1i	4.1i	3.8i	3.8i	3.8i	3.6i	3.6i	3.6i	3.4i	3.4i	3.4i	3.2i	3.2i	3.2i	3.0a	3.0a	3.0a
	230	406	3.5i	3.5i	3.5i	3.2i	3.2i	3.2i	3.0a	3.0a	3.0a	2.8a	2.8a	2.8a	2.6a	2.6a	2.6a	2.5a	2.5a	2.5a
	230	610	2.7a	2.7a	2.7a	2.5a	2.5a	2.5a	2.3a	2.3a	2.3a	2.1a	2.1a	2.1a	2.0a	2.0a	2.0a	1.9a	1.9a	1.9a
600S162-43	230	305	4.9i	4.9i	4.9i	4.5i	4.5i	4.5i	4.3i	4.3i	4.3i	4.1i	4.1i	4.1i	3.9i	3.9i	3.9i	3.7i	3.7i	3.7i
	230	406	4.2i	4.2i	4.2i	3.9i	3.9i	3.9i	3.7i	3.7i	3.7i	3.5i	3.5i	3.5i	3.4i	3.4i	3.4i	3.2i	3.2i	3.2i
	230	610	3.4i	3.4i	3.4i	3.2i	3.2i	3.2i	3.0i	3.0i	3.0i	2.9i	2.9i	2.9i	2.7i	2.7i	2.7i	2.6a	2.6a	2.6a
600S162-54	345	305	6.5	6.5	5.7	6.1	6.1	5.4	5.7	5.7	5.2	5.4	5.4	5.1	5.2	5.2	4.9	4.9	4.9	4.8
	345	406	5.6	5.6	5.2	5.2	5.2	4.9	4.9	4.9	4.8	4.7	4.7	4.6	4.5	4.5	4.4	4.3	4.3	4.3
	345	610	4.6	4.6	4.5	4.3	4.3	4.3	4.0i	4.0i	4.0i	3.8i	3.8i	3.8i	3.6i	3.6i	3.6i	3.5i	3.5i	3.5i
600S162-68	345	305	7.5	7.2	6.1	7.0	6.9	5.8	6.6	6.6	5.6	6.3	6.3	5.4	6.0	6.0	5.2	5.7	5.7	5.1
	345	406	6.5	6.5	5.5	6.1	6.1	5.3	5.7	5.7	5.1	5.4	5.4	4.9	5.2	5.2	4.8	5.0	5.0	4.6
	345	610	5.3	5.3	4.8	5.0	5.0	4.6	4.7	4.7	4.5	4.4	4.4	4.3	4.2	4.2	4.2	4.1	4.1	4.0
600S162-97	345	305	9.2	8.0	6.8	8.7	7.7	6.5	8.2	7.4	6.2	7.8	7.1	6.0	7.4	6.9	5.8	7.1	6.7	5.6
	345	406	8.1	7.3	6.1	7.5	7.0	5.9	7.1	6.7	5.6	6.7	6.5	5.5	6.4	6.3	5.3	6.1	6.1	5.1
	345	610	6.6	6.4	5.4	6.1	6.1	5.1	5.8	5.8	4.9	5.5	5.5	4.8	5.2	5.2	4.6	5.0	5.0	4.5
600S200-33	230	305	4.3i	4.3i	4.3i	4.0i	4.0i	4.0i	3.7i	3.7i	3.7i	3.5i	3.5i	3.5i	3.3i	3.3i	3.3i	3.1a	3.1a	3.1a
	230	406	3.6i	3.6i	3.6i	3.3i	3.3i	3.3i	3.1a	3.1a	3.1a	2.9a	2.9a	2.9a	2.7a	2.7a	2.7a	2.5a	2.5a	2.5a
	230	610	2.8a	2.8a	2.8a	2.5a	2.5a	2.5a	2.3a	2.3a	2.3a	2.2a	2.2a	2.2a	2.0a	2.0a	2.0a	1.9a	1.9a	1.9a
600S200-43	230	305	5.2i	5.2i	5.2i	4.9i	4.9i	4.9i	4.6i	4.6i	4.6i	4.4i	4.4i	4.4i	4.1i	4.1i	4.1i	4.0i	4.0i	4.0i
	230	406	4.5i	4.5i	4.5i	4.2i	4.2i	4.2i	4.0i	4.0i	4.0i	3.8i	3.8i	3.8i	3.6i	3.6i	3.6i	3.4i	3.4i	3.4i
	230	610	3.7i	3.7i	3.7i	3.4i	3.4i	3.4i	3.2i	3.2i	3.2i	3.0i	3.0i	3.0i	2.8a	2.8a	2.8a	2.7a	2.7a	2.7a
600S200-54	345	305	6.9	6.9	6.0	6.5	6.5	5.7	6.1	6.1	5.5	5.8	5.8	5.3	5.5	5.5	5.1	5.3	5.3	5.0
	345	406	6.0	6.0	5.4	5.6	5.6	5.2	5.3	5.3	5.0	5.0	5.0	4.8	4.8	4.8	4.7	4.6i	4.6i	4.5i
	345	610	4.9	4.9	4.7	4.6i	4.6i	4.5i	4.3i	4.3i	4.3i	4.1i	4.1i	4.1i	3.9i	3.9i	3.9i	3.7i	3.7i	3.7i
600S200-68	345	305	8.0	7.6	6.4	7.5	7.3	6.1	7.1	7.0	5.9	6.7	6.7	5.7	6.4	6.4	5.5	6.1	6.1	5.4
	345	406	7.0	6.9	5.8	6.5	6.5	5.6	6.1	6.1	5.4	5.8	5.8	5.2	5.5	5.5	5.0	5.3	5.3	4.9
	345	610	5.7	5.7	5.1	5.3	5.3	4.9	5.0	5.0	4.7	4.8	4.8	4.5	4.5	4.5	4.4	4.3	4.3	4.3
600S200-97	345	305	9.7	8.4	7.1	9.2	8.1	6.8	8.8	7.8	6.5	8.4	7.5	6.3	8.0	7.3	6.1	7.6	7.1	6.0
	345	406	8.7	7.7	6.5	8.1	7.3	6.2	7.6	7.1	6.0	7.2	6.8	5.7	6.9	6.6	5.6	6.6	6.4	5.4
	345	610	7.1	6.7	5.7	6.6	6.4	5.4	6.2	6.2	5.2	5.9	5.9	5.0	5.6	5.6	4.9	5.4	5.4	4.7
600S250-33	230	305	4.4i	4.4i	4.4i	4.0i	4.0i	4.0i	3.8i	3.8i	3.8i	3.5i	3.5i	3.5i	3.3a	3.3a	3.3a	3.1a	3.1a	3.1a
	230	406	3.7i	3.7i	3.7i	3.4a	3.4a	3.4a	3.1a	3.1a	3.1a	2.9a	2.9a	2.9a	2.7a	2.7a	2.7a	2.6a	2.6a	2.6a
	230	610	2.8a	2.8a	2.8a	2.6a	2.6a	2.6a	2.4a	2.4a	2.4a	2.2a	2.2a	2.2a	2.0a	2.0a	2.0a	1.9a	1.9a	1.9a
600S250-43	230	305	5.3i	5.3i	5.3i	5.0i	5.0i	5.0i	4.7i	4.7i	4.7i	4.5i	4.5i	4.5i	4.3i	4.3i	4.3i	4.1i	4.1i	4.1i
	230	406	4.6i	4.6i	4.6i	4.3i	4.3i	4.3i	4.1i	4.1i	4.1i	3.9i	3.9i	3.9i	3.7i	3.7i	3.7i	3.5i	3.5i	3.5i
	230	610	3.8i	3.8i	3.8i	3.5i	3.5i	3.5i	3.3i	3.3i	3.3i	3.1a	3.1a	3.1a	2.9a	2.9a	2.9a	2.7a	2.7a	2.7a
600S250-54	345	305	7.1	7.1	6.2	6.6	6.6	5.9	6.2	6.2	5.7	5.9	5.9	5.5	5.7	5.7	5.3	5.4	5.4	5.2
	345	406	6.1	6.1	5.6	5.7	5.7	5.4	5.4	5.4	5.2	5.1	5.1	5.0	4.9	4.9	4.8	4.7i	4.7i	4.7i
	345	610	5.0	5.0	4.9	4.7i	4.7i	4.7i	4.4i	4.4i	4.4i	4.2i	4.2i	4.2i	4.0i	4.0i	4.0i	3.8i	3.8i	3.8i
600S250-68	345	305	8.3	7.9	6.7	7.7	7.6	6.4	7.3	7.3	6.2	6.9	6.9	5.9	6.6	6.6	5.8	6.3	6.3	5.6
	345	406	7.2	7.2	6.1	6.7	6.7	5.8	6.3	6.3	5.6	6.0	6.0	5.4	5.7	5.7	5.2	5.5	5.5	5.1
	345	610	5.8	5.8	5.3	5.5	5.5	5.1	5.1	5.1	4.9	4.9	4.9	4.7	4.7	4.7	4.6	4.5	4.5	4.4
600S250-97	345	305	10.1	8.9	7.5	9.7	8.5	7.2	9.1	8.2	6.9	8.7	7.9	6.6	8.3	7.6	6.4	7.9	7.4	6.2
	345	406	9.0	8.1	6.8	8.4	7.7	6.5	7.9	7.4	6.2	7.5	7.2	6.0	7.2	6.9	5.8	6.9	6.7	5.7
	345	610	7.3	7.0	5.9	6.9	6.7	5.7	6.5	6.5	5.5	6.1	6.1	5.3	5.8	5.8	5.1	5.6	5.6	5.0
600S300-33	230	305	4.4i	4.4i	4.4i	4.1i	4.1i	4.1i	3.8i	3.8i	3.8i	3.6i	3.6i	3.6i	3.3a	3.3a	3.3a	3.2a	3.2a	3.2a
	230	406	3.7i	3.7i	3.7i	3.4a	3.4a	3.4a	3.2a	3.2a	3.2a	2.9a	2.9a	2.9a	2.8a	2.8a	2.8a	2.6a	2.6a	2.6a
	230	610	2.8a	2.8a	2.8a	2.6a	2.6a	2.6a	2.4a	2.4a	2.4a	2.2a	2.2a	2.2a	2.1a	2.1a	2.1a	1.9a	1.9a	1.9a
600S300-43	230	305	5.4i	5.4i	5.4i	5.1i	5.1i	5.1i	4.8i	4.8i	4.8i	4.5i	4.5i	4.5i	4.3i	4.3i	4.3i	4.1i	4.1i	4.1i
	230	406	4.7i	4.7i</																

DOUBLE SPAN CURTAIN WALL LIMITING HEIGHTS (m)

Stud Designation	Specified Loads		1.75 kPa			2.00 kPa			2.25 kPa			2.50 kPa			2.75 kPa			3.00 kPa		
	F _y (MPa)	Spacing (mm)	L/240	L/360	L/600	L/240	L/360	L/600	L/240	L/360	L/600	L/240	L/360	L/600	L/240	L/360	L/600	L/240	L/360	L/600
800S162-43	230	305	5.7a	5.7a	5.7a	5.3a	5.3a	5.3a	5.0a	5.0a	5.0a	4.7a	4.7a	4.7a	4.4a	4.4a	4.4a	4.2a	4.2a	4.2a
	230	406	4.9a	4.9a	4.9a	4.5a	4.5a	4.5a	4.2a	4.2a	4.2a	3.9a	3.9a	3.9a	3.7a	3.7a	3.7a	3.5a	3.5a	3.5a
	230	610	3.8a	3.8a	3.8a	3.5a	3.5a	3.5a	3.3a	3.3a	3.3a	3.1a	3.1a	3.1a	2.9a	2.9a	2.9a	2.7a	2.7a	2.7a
800S162-54	345	305	7.5	7.5	7.1	7.1	7.1	6.8	6.7	6.7	6.5	6.3	6.3	6.3	6.0	6.0	6.0	5.8	5.8	5.8
	345	406	6.5	6.5	6.5	6.1	6.1	6.1	5.8	5.8	5.8	5.5i	5.5i	5.5i	5.2i	5.2i	5.2i	5.0i	5.0i	5.0i
	345	610	5.3i	5.3i	5.3i	5.0i	5.0i	5.0i	4.7i	4.7i	4.7i	4.5i	4.5i	4.5i	4.3a	4.3a	4.3a	4.0a	4.0a	4.0a
800S162-68	345	305	8.8	8.8	7.7	8.3	8.3	7.4	7.8	7.8	7.1	7.4	7.4	6.8	7.1	7.1	6.6	6.8	6.8	6.4
	345	406	7.7	7.7	7.0	7.2	7.2	6.7	6.8	6.8	6.4	6.4	6.2	6.1	6.1	6.0	5.8	5.8	5.8	
	345	610	6.3	6.3	6.1	5.8	5.8	5.8	5.5	5.5	5.5	5.2	5.2	5.2	5.0i	5.0i	5.0i	4.8i	4.8i	4.8i
800S162-97	345	305	11.2	10.1	8.6	10.4	9.7	8.2	9.8	9.3	7.9	9.3	9.0	7.6	8.9	8.7	7.4	8.5	8.5	7.1
	345	406	9.7	9.2	7.8	9.0	8.8	7.4	8.5	8.5	7.1	8.1	8.1	6.9	7.7	7.7	6.7	7.4	7.4	6.5
	345	610	7.9	7.9	6.8	7.4	7.4	6.5	7.0	7.0	6.2	6.6	6.6	6.0	6.3	6.3	5.8	6.0	6.0	5.7
800S200-43	230	305	6.1a	6.1a	6.1a	5.7a	5.7a	5.7a	5.4a	5.4a	5.4a	5.1a	5.1a	5.1a	4.9a	4.9a	4.9a	4.6a	4.6a	4.6a
	230	406	5.3a	5.3a	5.3a	4.9a	4.9a	4.9a	4.6a	4.6a	4.6a	4.3a	4.3a	4.3a	4.1a	4.1a	4.1a	3.8a	3.8a	3.8a
	230	610	4.2a	4.2a	4.2a	3.8a	3.8a	3.8a	3.6a	3.6a	3.6a	3.3a	3.3a	3.3a	3.1a	3.1a	3.1a	2.9a	2.9a	2.9a
800S200-54	345	305	8.1	8.1	7.5	7.6	7.6	7.2	7.1	7.1	6.9	6.8	6.8	6.7	6.5	6.5	6.5	6.2i	6.2i	6.2i
	345	406	7.0	7.0	6.8	6.6	6.6	6.5	6.2i	6.2i	6.2i	5.9i	5.9i	5.9i	5.6i	5.6i	5.6i	5.4i	5.4i	5.4i
	345	610	5.7i	5.7i	5.7i	5.4i	5.4i	5.4i	5.0a	5.0a	5.0a	4.8a	4.8a	4.8a	4.6a	4.6a	4.6a	4.4a	4.4a	4.4a
800S200-68	345	305	9.5	9.5	8.1	8.8	8.8	7.7	8.3	8.3	7.4	7.9	7.9	7.2	7.5	7.5	6.9	7.2	7.2	6.7
	345	406	8.2	8.2	7.3	7.7	7.7	7.0	7.2	7.2	6.7	6.8	6.8	6.5	6.5	6.5	6.3	6.3	6.3	6.1
	345	610	6.7	6.7	6.4	6.3	6.3	6.1	5.9	5.9	5.9	5.6i	5.6i	5.6i	5.3i	5.3i	5.3i	5.1i	5.1i	5.1i
800S200-97	345	305	11.9	10.6	9.0	11.1	10.2	8.6	10.5	9.8	8.2	10.0	9.4	8.0	9.5	9.1	7.7	9.1	8.9	7.5
	345	406	10.3	9.7	8.1	9.6	9.2	7.8	9.1	8.9	7.5	8.6	8.6	7.2	8.2	8.2	7.0	7.9	7.9	6.8
	345	610	8.4	8.4	7.1	7.9	7.9	6.8	7.4	7.4	6.5	7.0	7.0	6.3	6.7	6.7	6.1	6.4	6.4	5.9
800S250-43	230	305	6.2a	6.2a	6.2a	5.8a	5.8a	5.8a	5.5a	5.5a	5.5a	5.2a	5.2a	5.2a	4.9a	4.9a	4.9a	4.6a	4.6a	4.6a
	230	406	5.4a	5.4a	5.4a	5.0a	5.0a	5.0a	4.6a	4.6a	4.6a	4.3a	4.3a	4.3a	4.1a	4.1a	4.1a	3.9a	3.9a	3.9a
	230	610	4.2a	4.2a	4.2a	3.9a	3.9a	3.9a	3.6a	3.6a	3.6a	3.3a	3.3a	3.3a	3.1a	3.1a	3.1a	2.9a	2.9a	2.9a
800S250-54	345	305	8.3	8.3	7.7	7.8	7.8	7.4	7.3	7.3	7.1	6.9	6.9	6.9	6.6i	6.6i	6.6i	6.3i	6.3i	6.3i
	345	406	7.2	7.2	7.0	6.7i	6.7i	6.7i	6.3i	6.3i	6.3i	6.0i	6.0i	6.0i	5.7a	5.7a	5.7a	5.5a	5.5a	5.5a
	345	610	5.9i	5.9i	5.9i	5.5a	5.5a	5.5a	5.2a	5.2a	5.2a	4.9a	4.9a	4.9a	4.7a	4.7a	4.7a	4.4a	4.4a	4.4a
800S250-68	345	305	9.7	9.7	8.4	9.1	9.1	8.0	8.6	8.6	7.7	8.1	8.1	7.4	7.7	7.7	7.2	7.4	7.4	7.0
	345	406	8.4	8.4	7.6	7.9	7.9	7.3	7.4	7.4	7.0	7.0	7.0	6.8	6.7	6.7	6.5	6.4	6.4	6.4
	345	610	6.9	6.9	6.7	6.4	6.4	6.4	6.0i	6.0i	6.0i	5.7i	5.7i	5.7i	5.5i	5.5i	5.5i	5.2i	5.2i	5.2i
800S250-97	345	305	12.3	11.1	9.4	11.5	10.6	9.0	10.8	10.2	8.6	10.3	9.9	8.3	9.8	9.6	8.1	9.4	9.3	7.8
	345	406	10.6	10.1	8.5	9.9	9.7	8.1	9.4	9.3	7.8	8.9	8.9	7.6	8.5	8.5	7.3	8.1	8.1	7.1
	345	610	8.7	8.7	7.4	8.1	8.1	7.1	7.7	7.7	6.8	7.3	7.3	6.6	6.9	6.9	6.4	6.6	6.6	6.2
800S300-43	230	305	6.3a	6.3a	6.3a	5.9a	5.9a	5.9a	5.5a	5.5a	5.5a	5.2a	5.2a	5.2a	4.9a	4.9a	4.9a	4.6a	4.6a	4.6a
	230	406	5.4a	5.4a	5.4a	5.0a	5.0a	5.0a	4.6a	4.6a	4.6a	4.3a	4.3a	4.3a	4.1a	4.1a	4.1a	3.9a	3.9a	3.9a
	230	610	4.2a	4.2a	4.2a	3.9a	3.9a	3.9a	3.6a	3.6a	3.6a	3.3a	3.3a	3.3a	3.1a	3.1a	3.1a	2.9a	2.9a	2.9a
800S300-54	345	305	8.4	8.4	7.9	7.9	7.9	7.6	7.4	7.4	7.3	7.0	7.0	7.0	6.7i	6.7i	6.7i	6.4i	6.4i	6.4i
	345	406	7.3	7.3	7.2	6.8i	6.8i	6.8i	6.4i	6.4i	6.4i	6.1i	6.1i	6.1i	5.8a	5.8a	5.8a	5.6a	5.6a	5.6a
	345	610	5.9i	5.9i	5.9i	5.6a	5.6a	5.6a	5.2a	5.2a	5.2a	4.9a	4.9a	4.9a	4.7a	4.7a	4.7a	4.4a	4.4a	4.4a
800S300-68	345	305	9.9	9.9	8.6	9.2	9.2	8.2	8.7	8.7	7.9	8.2	8.2	7.6	7.9	7.9	7.4	7.5	7.5	7.2
	345	406	8.5	8.5	7.8	8.0	8.0	7.5	7.5	7.5	7.2	7.1	7.1	6.9	6.8	6.8	6.7	6.5	6.5	6.5
	345	610	7.0	7.0	6.8	6.5	6.5	6.5	6.1i	6.1i	6.1i	5.8i	5.8i	5.8i	5.6i	5.6i	5.6i	5.3i	5.3i	5.3i
800S300-97	345	305	12.5	11.5	9.7	11.7	11.0	9.3	11.1	10.6	8.9	10.5	10.2	8.6	10.0	9.9	8.3	9.6	9.6	8.1
	345	406	10.9	10.4	8.8	10.2	10.0	8.4	9.6	9.6	8.1	9.1	9.1	7.8	8.7	8.7	7.6	8.3	8.3	7.4
	345	610	8.9	8.9	7.7	8.3	8.3	7.4	7.8	7.8	7.1	7.4	7.4	6.8	7.1	7.1	6.6	6.8	6.8	6.4

NOTES:

1) $p = I_w \{qC_e C_q C_p\}$; I_w of 0.75 has been incorporated in the deflection values of the table.

The parameters in the bracket { } must be determined by the design professional in accordance with the NBCC.

2) "e" web stiffeners required at ends; "i" web stiffeners required at interior support; "a" web stiffeners required at ends and interior supports.

Combined Axial and Lateral Load Tables

Table Notes

- 1 Limiting factored axial compressive resistances are based on a simple one span condition and are given in kN based on the assumption that the axial load passes through the centroid of the effective section.
- 2 Limiting axial resistances are based on 1.22 m on centre bracing. The ends of the studs are also assumed to be laterally and torsionally restrained. Design bridging for the accumulated torsion between bridging lines in combination with the discrete bracing requirements. Provide periodic anchorage for the bridging as required structurally.
- 3 Wind loads shown are factored and uniformly distributed over the surface of the wall. Axial loads are factored and are per stud. Seismic loads are not considered.
- 4 For wind load deflection calculations, $p = I_w \{qC_eC_gC_p\}$. I_w of 0.75 has been incorporated in the deflection values of the table. The parameters in the bracket { } must be determined by the design professional in accordance with the NBCC.
- 5 End supports are not checked for web crippling. See web crippling data on page 83.

COMBINED AXIAL AND LATERAL LOAD TABLE

Limiting Factored Axial Compressive Resistance Per Stud (kN)

0 kPa Factored Lateral Load

Wall Height (m)	Stud Spacing (mm)	362S162					362S200					362S250					362S300				
		230 MPa		345 MPa			230 MPa		345 MPa			230 MPa		345 MPa			230 MPa		345 MPa		
		33	43	54	68	97	33	43	54	68	97	33	43	54	68	97	33	43	54	68	97
2.40	305	13.5	18.5	28.1	36.1	52.3	16.0	22.8	35.0	44.6	63.1	17.3	25.7	39.1	51.7	72.7	18.0	26.2	39.3	54.1	79.9
	406	13.5	18.5	28.1	36.1	52.3	16.0	22.8	35.0	44.6	63.1	17.3	25.7	39.1	51.7	72.7	18.0	26.2	39.3	54.1	79.9
	610	13.5	18.5	28.1	36.1	52.3	16.0	22.8	35.0	44.6	63.1	17.3	25.7	39.1	51.7	72.7	18.0	26.2	39.3	54.1	79.9
2.80	305	12.9	17.7	26.1	33.3	47.8	15.4	21.6	32.3	40.8	57.5	16.6	24.7	36.7	47.4	66.4	17.3	25.2	37.0	50.5	74.7
	406	12.9	17.7	26.1	33.3	47.8	15.4	21.6	32.3	40.8	57.5	16.6	24.7	36.7	47.4	66.4	17.3	25.2	37.0	50.5	74.7
	610	12.9	17.7	26.1	33.3	47.8	15.4	21.6	32.3	40.8	57.5	16.6	24.7	36.7	47.4	66.4	17.3	25.2	37.0	50.5	74.7
3.20	305	12.2	16.7	23.8	30.0	42.8	14.6	20.3	29.2	36.6	51.3	15.8	23.5	34.0	42.6	59.5	16.5	24.2	34.5	46.1	67.3
	406	12.2	16.7	23.8	30.0	42.8	14.6	20.3	29.2	36.6	51.3	15.8	23.5	34.0	42.6	59.5	16.5	24.2	34.5	46.1	67.3
	610	12.2	16.7	23.8	30.0	42.8	14.6	20.3	29.2	36.6	51.3	15.8	23.4	34.0	42.6	59.5	16.5	24.1	34.5	46.1	67.3
3.60	305	11.4	15.5	21.1	26.4	37.3	13.7	18.8	25.8	32.1	44.8	14.9	21.8	30.2	37.5	52.2	15.6	22.9	32.1	41.7	59.4
	406	11.4	15.5	21.1	26.4	37.3	13.7	18.8	25.8	32.1	44.8	14.9	21.8	30.2	37.5	52.2	15.6	22.9	32.1	41.7	59.4
	610	11.4	15.5	21.1	26.4	37.3	13.7	18.8	25.8	32.1	44.8	14.9	21.8	30.2	37.5	52.2	15.6	22.9	32.1	41.7	59.3
4.00	305	10.5	14.2	18.5	23.1	32.3	12.7	17.2	22.5	28.0	38.8	13.9	20.0	26.4	32.7	45.3	14.6	21.6	29.2	37.4	51.7
	406	10.5	14.2	18.5	23.1	32.3	12.7	17.2	22.5	28.0	38.8	13.9	20.0	26.4	32.7	45.3	14.6	21.6	29.2	37.4	51.7
	610	10.5	14.2	18.5	23.1	32.3	12.7	17.2	22.5	28.0	38.8	13.9	20.0	26.4	32.7	45.3	14.6	21.6	29.2	37.4	51.7
4.40	305	9.5	12.9	16.2	20.2	28.0	11.6	15.6	19.7	24.4	33.6	12.9	18.2	23.1	28.6	39.5	13.6	20.2	26.4	32.8	45.2
	406	9.5	12.9	16.2	20.2	28.0	11.6	15.6	19.7	24.4	33.6	12.9	18.2	23.1	28.6	39.5	13.6	20.2	26.4	32.8	45.2
	610	9.5	12.9	16.2	20.2	28.0	11.5	15.6	19.7	24.4	33.6	12.9	18.2	23.1	28.6	39.5	13.6	20.2	26.4	32.7	45.2
4.80	305	8.5	11.5	14.3	17.7	24.3	10.3	13.9	17.3	21.3	29.3	11.8	16.3	20.3	25.1	34.6	12.6	18.6	23.3	28.8	39.7
	406	8.5	11.5	14.3	17.7	24.3	10.3	13.9	17.3	21.3	29.3	11.8	16.3	20.3	25.1	34.6	12.6	18.6	23.3	28.8	39.7
	610	8.5	11.5	14.3	17.7	24.3	10.3	13.9	17.3	21.3	29.3	11.8	16.3	20.3	25.1	34.6	12.6	18.6	23.3	28.8	39.7
5.20	305	7.6	10.2	12.6	15.6	21.3	9.2	12.3	15.2	18.8	25.7	10.7	14.5	17.9	22.2	30.4	11.5	16.6	20.6	25.5	35.1
	406	7.6	10.2	12.6	15.6	21.3	9.2	12.3	15.2	18.8	25.7	10.7	14.5	17.9	22.1	30.4	11.5	16.6	20.6	25.5	35.1
	610	7.6	10.2	12.6	15.5	21.3	9.2	12.3	15.2	18.8	25.7	10.7	14.5	17.9	22.1	30.4	11.5	16.6	20.6	25.5	35.0
5.60	305	6.8	9.0	11.2	13.8	18.8	8.2	10.9	13.5	16.6	22.7	9.7	12.9	15.9	19.6	26.9	10.5	14.8	18.3	22.6	31.1
	406	6.8	9.0	11.2	13.7	18.8	8.2	10.9	13.5	16.6	22.7	9.7	12.9	15.9	19.6	26.9	10.5	14.8	18.3	22.6	31.1
	610	6.8	9.0	11.1	13.7	18.8	8.2	10.9	13.5	16.6	22.7	9.7	12.8	15.9	19.6	26.9	10.5	14.8	18.3	22.6	31.1
6.00	305	6.1	8.1	9.9	12.2	16.6	7.4	9.7	12.0	14.8	20.1	8.7	11.5	14.2	17.5	23.9	9.7	13.2	16.3	20.2	27.7
	406	6.1	8.1	9.9	12.2	16.6	7.4	9.7	12.0	14.8	20.1	8.7	11.5	14.2	17.5	23.9	9.7	13.2	16.3	20.2	27.7
	610	6.1	8.0	9.9	12.2	16.6	7.4	9.7	12.0	14.8	20.1	8.7	11.5	14.2	17.5	23.9	9.7	13.2	16.3	20.2	27.7

¹ Deflection meets L/120 ³ Deflection meets L/360

² Deflection meets L/240 ⁴ Deflection meets L/600

If no note, deflection meets L/720

COMBINED AXIAL AND LATERAL LOAD TABLE

Limiting Factored Axial Compressive Resistance Per Stud (kN)

0.50 kPa Factored Lateral Load

Wall Height (m)	Stud Spacing (mm)	362S162					362S200					362S250					362S300				
		230 MPa		345 MPa			230 MPa		345 MPa			230 MPa		345 MPa			230 MPa		345 MPa		
		33	43	54	68	97	33	43	54	68	97	33	43	54	68	97	33	43	54	68	97
2.40	305	11.5	16.5	26.2	34.2	50.5	13.8	20.5	32.9	42.5	61.2	15.1	23.3	36.9	49.5	70.6	15.8	23.9	37.2	51.9	77.8
	406	10.9	15.8	25.6	33.6	49.9	13.1	19.8	32.2	41.8	60.6	14.4	22.6	36.1	48.7	70.0	15.1	23.2	36.5	51.2	77.1
	610	9.6	14.5	24.4	32.4	48.8	11.8	18.4	30.8	40.5	59.5	13.0	21.1	34.7	47.3	68.6	13.8	21.7	35.2	49.8	75.7
2.80	305	10.2	14.9	23.5	30.6	45.4	12.3	18.5	29.4	38.0	55.0	13.6	21.4	33.6	44.3	63.5	14.3	22.1	34.1	47.4	71.7
	406	9.3	14.0	22.7	29.8	44.6	11.4	17.6	28.5	37.1	54.2	12.7	20.4	32.7	43.3	62.6	13.4	21.1	33.2	46.4	70.8
	610	7.7	12.3	21.1	28.2	43.1	9.7	15.8	26.7	35.4	52.6	10.9	18.4	30.8	41.4	60.8	11.6	19.1	31.4	44.5	68.9
3.20	305	8.7	13.0	20.5	26.7	39.7	10.7	16.3	25.5	33.0	48.1	11.9	19.1	30.0	38.6	55.8	12.7	20.0	30.7	42.1	63.5
	406	7.7	11.9	19.5	25.7	38.7	9.6	15.1	24.4	31.9	47.1	10.8	17.8	28.7	37.4	54.7	11.5	18.7	29.5	40.9	62.3
	610	5.8 ⁴	10.0	17.6	23.8	36.9	7.5	13.0	22.4	29.9	45.2	8.7	15.5	26.4	35.2	52.5	9.4	16.3	27.3	38.6	59.9
3.60	305	7.1	11.1	17.2	22.5	33.7	9.0	14.0	21.5	28.0	41.0	10.2	16.5	25.4	32.9	47.9	10.9	17.7	27.3	36.8	54.8
	406	6.0 ⁴	9.9	16.1	21.4	32.6	7.7	12.6	20.3	26.7	39.9	8.8	15.1	24.0	31.5	46.6	9.6	16.2	25.9	35.4	53.4
	610	4.0 ³	7.7 ⁴	14.1	19.4	30.6	5.4 ³	10.2 ⁴	18.1	24.5	37.7	6.5 ⁴	12.4	21.5	29.0	44.1	7.2 ⁴	13.4	23.4	32.7	50.7
4.00	305	5.7 ⁴	9.2	14.3	18.8	28.3	7.3	11.7	17.8	23.4	34.6	8.4	13.9	21.1	27.6	40.5	9.2	15.3	23.6	31.7	46.6
	406	4.5 ³	7.9 ⁴	13.1	17.7	27.1	6.0 ³	10.3	16.5	22.1	33.3	7.0 ⁴	12.3	19.7	26.2	39.1	7.7	13.6	22.1	30.2	45.1
	610	2.4 ²	5.6 ³	11.1 ³	15.5 ⁴	25.0	3.6 ³	7.7 ³	14.3 ⁴	19.8	31.1	4.5 ³	9.5 ⁴	17.1	23.6	36.5	5.1 ³	10.6 ⁴	19.3	27.3	42.2
4.40	305	4.4 ³	7.4 ⁴	11.7	15.7	23.7	5.7 ³	9.6	14.7	19.5	29.1	6.8 ⁴	11.5	17.5	23.1	34.3	7.5	12.9	20.1	26.7	39.6
	406	3.2 ³	6.1 ³	10.6 ⁴	14.5	22.6	4.4 ³	8.1 ³	13.4	18.2	27.9	5.3 ³	9.8 ⁴	16.0	21.7	32.8	6.0 ³	11.1	18.5	25.1	38.0
	610	1.1 ²	3.8 ²	8.6 ³	12.4 ³	20.4 ⁴	2.0 ²	5.6 ³	11.2 ³	15.9 ³	25.6	2.8 ²	7.0 ³	13.5 ³	19.0 ⁴	30.2	3.3 ³	8.0 ³	15.6 ³	22.1	35.1
4.80	305	3.2 ³	5.8 ³	9.6 ⁴	13.0	19.9	4.3 ³	7.7 ⁴	12.1	16.3	24.6	5.3 ³	9.3 ⁴	14.5	19.4	29.1	5.9 ³	10.7	16.8	22.5	33.8
	406	2.1 ²	4.5 ³	8.5 ³	11.8 ³	18.8	3.0 ²	6.2 ³	10.9 ³	15.0 ⁴	23.4	3.8 ³	7.7 ³	13.1 ⁴	17.9	27.6	4.4 ³	8.9 ³	15.2 ⁴	20.8	32.2
	610		2.3 ²	6.5 ²	9.8 ³	16.7 ³	0.7 ¹	3.8 ²	8.7 ³	12.7 ³	21.1 ⁴	1.3 ²	4.9 ²	10.5 ³	15.3 ³	25.0	1.7 ²	5.8 ³	12.3 ³	17.9 ³	29.2
5.20	305	2.3 ²	4.5 ³	7.9 ³	10.8 ⁴	16.8	3.2 ³	6.0 ³	10.0 ³	13.6 ⁴	20.9	4.0 ³	7.4 ³	12.0 ⁴	16.3	24.8	4.6 ³	8.6 ⁴	13.9 ⁴	19.0	28.9
	406	1.2 ¹	3.2 ²	6.8 ³	9.7 ³	15.7 ⁴	1.9 ²	4.7 ²	8.8 ³	12.4 ³	19.7	2.6 ²	5.8 ³	10.6 ³	14.9 ⁴	23.3	3.0 ²	6.8 ³	12.4 ³	17.3 ⁴	27.3
	610		1.1 ¹	4.9 ²	7.7 ²	13.7 ³		2.3 ¹	6.7 ²	10.2 ²	17.4 ³	0.1 ¹	3.1 ²	8.2 ²	12.3 ³	20.7 ³	0.4 ¹	3.8 ²	9.6 ²	14.5 ³	24.4 ⁴
5.60	305	1.5 ²	3.4 ²	6.5 ³	9.0 ³	14.3 ⁴	2.2 ²	4.7 ³	8.3 ³	11.4 ³	17.8	3.0 ²	5.8 ³	10.0 ³	13.7 ⁴	21.2	3.4 ²	6.8 ³	11.6 ³	16.0	24.8
	406	0.4 ¹	2.2 ²	5.4 ²	7.9 ³	13.1 ³	1.0 ¹	3.4 ²	7.1 ²	10.2 ³	16.6 ³	1.6 ²	4.3 ²	8.6 ³	12.3 ³	19.7 ⁴	1.9 ²	5.1 ³	10.1 ³	14.4 ³	23.2
	610		0.2 ¹	3.6 ¹	6.0 ²	11.2 ²		1.1 ¹	5.1 ¹	8.1 ²	14.4 ³		1.7 ¹	6.3 ²	9.9 ²	17.2 ³		2.2 ²	7.4 ²	11.7 ³	20.3 ³
6.00	305	0.9 ¹	2.5 ²	5.3 ²	7.5 ³	12.1 ³	1.5 ¹	3.6 ²	6.8 ³	9.6 ³	15.2 ⁴	2.1 ²	4.5 ²	8.3 ³	11.6 ³	18.2	2.5 ²	5.3 ³	9.7 ³	13.6 ³	21.3
	406		1.4 ¹	4.3 ²	6.4 ²	11.1 ³	0.3 ¹	2.4 ¹	5.7 ²	8.4 ²	14.1 ³	0.7 ¹	3.1 ²	7.0 ²	10.2 ³	16.8 ³	1.0 ¹	3.7 ²	8.2 ²	12.0 ³	19.8 ⁴
	610			2.5 ¹	4.6 ¹	9.2 ²		0.2 ¹	3.8 ¹	6.4 ¹	12.0 ²		0.7 ¹	4.7 ¹	7.9 ²	14.3 ³		0.9 ¹	5.7 ¹	9.4 ²	17.0 ³

¹ Deflection meets L/120 ³ Deflection meets L/360

² Deflection meets L/240 ⁴ Deflection meets L/600

If no note, deflection meets L/720

COMBINED AXIAL AND LATERAL LOAD TABLE

Limiting Factored Axial Compressive Resistance Per Stud (kN)

1.00 kPa Factored Lateral Load

Wall Height (m)	Stud Spacing (mm)	362S162					362S200					362S250					362S300				
		230 MPa		345 MPa			230 MPa		345 MPa			230 MPa		345 MPa			230 MPa		345 MPa		
		33	43	54	68	97	33	43	54	68	97	33	43	54	68	97	33	43	54	68	97
2.40	305	9.6	14.5	24.4	32.4	48.8	11.8	18.4	30.8	40.5	59.5	13.0	21.1	34.7	47.3	68.6	13.8	21.7	35.2	49.8	75.7
	406	8.4	13.3	23.2	31.2	47.7	10.5	17.1	29.5	39.2	58.3	11.7	19.6	33.3	45.9	67.3	12.5	20.3	33.8	48.4	74.3
	610	6.1	10.9	21.0	28.9	45.5	8.0	14.5	27.0	36.7	56.0	9.2	16.9	30.7	43.1	64.7	9.9	17.6	31.3	45.7	71.7
2.80	305	7.7	12.3	21.1	28.2	43.1	9.7	15.8	26.7	35.4	52.6	10.9	18.4	30.8	41.4	60.8	11.6	19.1	31.4	44.5	68.9
	406	6.2	10.8	19.6	26.7	41.7	8.0	14.1	25.0	33.7	51.0	9.2	16.6	29.0	39.5	59.1	10.0	17.3	29.7	42.7	67.1
	610	3.5 ³	7.9 ⁴	16.9	23.9	38.9	5.0 ³	10.9	21.9	30.6	48.1	6.1 ⁴	13.1	25.6	36.1	55.7	6.8 ⁴	13.8	26.4	39.2	63.5
3.20	305	5.8 ⁴	10.0	17.6	23.8	36.9	7.5	13.0	22.4	29.9	45.2	8.7	15.5	26.4	35.2	52.5	9.4	16.3	27.3	38.6	59.9
	406	4.1 ³	8.2 ⁴	15.9	22.0	35.2	5.6 ³	11.0	20.4	28.0	43.3	6.7 ⁴	13.3	24.3	33.0	50.4	7.4 ⁴	14.1	25.2	36.3	57.7
	610	1.1 ²	4.9 ³	12.8 ³	18.8 ⁴	31.9	2.3 ³	7.4 ³	17.0 ⁴	24.4	39.9	3.2 ³	9.3 ³	20.3 ⁴	29.0	46.4	3.8 ³	10.0 ⁴	21.4	32.2	53.5
3.60	305	4.0 ³	7.7 ⁴	14.1	19.4	30.6	5.4 ³	10.2 ⁴	18.1	24.5	37.7	6.5 ⁴	12.4	21.5	29.0	44.1	7.2 ⁴	13.4	23.4	32.7	50.7
	406	2.2 ²	5.7 ³	12.3 ³	17.5 ⁴	28.7	3.4 ³	8.1 ³	16.0 ⁴	22.4	35.7	4.4 ³	10.0 ⁴	19.2	26.7	41.8	5.0 ³	10.9 ⁴	21.0	30.2	48.2
	610		2.3 ²	9.1 ³	14.2 ³	25.3 ⁴		4.3 ²	12.4 ³	18.7 ³	32.0	0.6 ²	5.7 ³	15.1 ³	22.5 ⁴	37.6	1.1 ²	6.4 ³	16.7 ³	25.7 ⁴	43.6
4.00	305	2.4 ²	5.6 ³	11.1 ³	15.5 ⁴	25.0	3.6 ³	7.7 ³	14.3 ⁴	19.8	31.1	4.5 ³	9.5 ⁴	17.1	23.6	36.5	5.1 ³	10.6 ⁴	19.3	27.3	42.2
	406	0.6 ²	3.6 ²	9.3 ³	13.6 ³	23.1 ⁴	1.5 ²	5.5 ³	12.2 ³	17.7 ³	29.0	2.3 ²	7.0 ³	14.8 ³	21.2 ⁴	34.1	2.8 ³	7.9 ³	16.8 ³	24.6	39.6
	610		0.1 ¹	6.1 ²	10.3 ²	19.7 ³		1.7 ²	8.7 ²	14.0 ³	25.3 ³		2.7 ²	10.7 ³	17.0 ³	29.8 ⁴		3.3 ²	12.4 ³	20.0 ³	34.9 ⁴
4.40	305	1.1 ²	3.8 ²	8.6 ³	12.4 ³	20.4 ⁴	2.0 ²	5.6 ³	11.2 ³	15.9 ³	25.6	2.8 ²	7.0 ³	13.5 ³	19.0 ⁴	30.2	3.3 ³	8.0 ³	15.6 ³	22.1	35.1
	406		1.8 ²	6.8 ²	10.5 ³	18.5 ³		3.4 ²	9.2 ³	13.8 ³	23.5 ³	0.5 ²	4.5 ²	11.2 ³	16.7 ³	27.8 ⁴	0.9 ²	5.3 ³	13.1 ³	19.5 ³	32.5
	610			3.7 ¹	7.3 ²	15.2 ²			5.8 ²	10.3 ²	19.9 ³		0.3 ¹	7.3 ²	12.6 ²	23.5 ³		0.6 ²	8.7 ²	15.0 ³	27.8 ³
4.80	305		2.3 ²	6.5 ²	9.8 ³	16.7 ³	0.7 ¹	3.8 ²	8.7 ³	12.7 ³	21.1 ⁴	1.3 ²	4.9 ²	10.5 ³	15.3 ³	25.0	1.7 ²	5.8 ³	12.3 ³	17.9 ³	29.2
	406		0.4 ¹	4.8 ¹	8.0 ²	14.9 ³		1.7 ¹	6.8 ²	10.7 ²	19.1 ³		2.5 ²	8.4 ²	13.1 ³	22.6 ³		3.0 ²	9.9 ²	15.4 ³	26.6 ⁴
	610			1.9 ¹	4.8 ¹	11.6 ²			3.5 ¹	7.3 ¹	15.5 ²			4.6 ¹	9.1 ²	18.5 ³			5.6 ¹	11.0 ²	22.0 ³
5.20	305		1.1 ¹	4.9 ²	7.7 ²	13.7 ³		2.3 ¹	6.7 ²	10.2 ²	17.4 ³	0.1 ¹	3.1 ²	8.2 ²	12.3 ³	20.7 ³	0.4 ¹	3.8 ²	9.6 ²	14.5 ³	24.4 ⁴
	406			3.2 ¹	5.9 ¹	11.9 ²		0.3 ¹	4.8 ¹	8.2 ²	15.5 ³		0.8 ¹	6.1 ²	10.2 ²	18.4 ³		1.2 ¹	7.2 ²	12.0 ²	21.8 ³
	610			0.4 ¹	3.0 ¹	8.8 ¹			1.7 ¹	5.0 ¹	12.1 ²			2.5 ¹	6.4 ¹	14.4 ²			3.2 ¹	7.8 ¹	17.4 ²
5.60	305		0.2 ¹	3.6 ¹	6.0 ²	11.2 ²		1.1 ¹	5.1 ¹	8.1 ²	14.4 ³		1.7 ¹	6.3 ²	9.9 ²	17.2 ³		2.2 ²	7.4 ²	11.7 ³	20.3 ³
	406			2.0 ¹	4.3 ¹	9.5 ²			3.3 ¹	6.3 ¹	12.6 ²			4.3 ¹	7.8 ²	15.0 ²			5.2 ¹	9.3 ²	17.9 ³
	610				1.5 ¹	6.6 ¹			0.3 ¹	3.1 ¹	9.3 ¹			0.9 ¹	4.2 ¹	11.1 ¹			1.3 ¹	5.3 ¹	13.6 ²
6.00	305			2.5 ¹	4.6 ¹	9.2 ²		0.2 ¹	3.8 ¹	6.4 ¹	12.0 ²		0.7 ¹	4.7 ¹	7.9 ²	14.3 ³		0.9 ¹	5.7 ¹	9.4 ²	17.0 ³
	406			1.0 ¹	3.0 ¹	7.5 ¹			2.1 ¹	4.6 ¹	10.2 ¹			2.8 ¹	5.9 ¹	12.2 ²			3.5 ¹	7.1 ¹	14.6 ²
	610				0.3 ¹	4.7 ¹				1.7 ¹	7.1 ¹				2.5 ¹	8.5 ¹				3.2 ¹	10.5 ¹

¹ Deflection meets L/120 ³ Deflection meets L/360

² Deflection meets L/240 ⁴ Deflection meets L/600

If no note, deflection meets L/720

COMBINED AXIAL AND LATERAL LOAD TABLE

Limiting Factored Axial Compressive Resistance Per Stud (kN)

1.50 kPa Factored Lateral Load

Wall Height (m)	Stud Spacing (mm)	362S162					362S200					362S250					362S300				
		230 MPa		345 MPa			230 MPa		345 MPa			230 MPa		345 MPa			230 MPa		345 MPa		
		33	43	54	68	97	33	43	54	68	97	33	43	54	68	97	33	43	54	68	97
2.40	305	7.8	12.7	22.6	30.6	47.1	9.8	16.4	28.9	38.6	57.7	11.1	18.9	32.7	45.2	66.6	11.8	19.6	33.2	47.7	73.7
	406	6.1	10.9	21.0	28.9	45.5	8.0	14.5	27.0	36.7	56.0	9.2	16.9	30.7	43.1	64.7	9.9	17.6	31.3	45.7	71.7
	610	3.0 ³	7.7 ⁴	17.8	25.6	42.4	4.6 ⁴	10.9	23.5	33.2	52.7	5.7 ⁴	13.0	26.9	39.2	61.0	6.4	13.7	27.6	41.8	67.9
2.80	305	5.5 ⁴	10.0	18.9	26.0	40.9	7.3	13.3	24.2	32.9	50.3	8.4	15.7	28.1	38.7	58.2	9.2	16.4	28.9	41.8	66.2
	406	3.5 ³	7.9 ⁴	16.9	23.9	38.9	5.0 ³	10.9	21.9	30.6	48.1	6.1 ⁴	13.1	25.6	36.1	55.7	6.8 ⁴	13.8	26.4	39.2	63.5
	610		4.0 ³	13.1 ³	20.0 ⁴	35.0	1.0 ³	6.6 ³	17.7 ⁴	26.3	43.9	2.0 ³	8.4 ³	20.9 ⁴	31.3	51.0	2.5 ³	9.0 ⁴	21.9	34.2	58.5
3.20	305	3.3 ³	7.3 ³	15.1 ⁴	21.2	34.3	4.8 ³	10.1 ⁴	19.5	27.0	42.4	5.8 ³	12.2	23.2	32.0	49.4	6.5 ⁴	13.0	24.2	35.3	56.6
	406	1.1 ²	4.9 ³	12.8 ³	18.8 ⁴	31.9	2.3 ³	7.4 ³	17.0 ⁴	24.4	39.9	3.2 ³	9.3 ³	20.3 ⁴	29.0	46.4	3.8 ³	10.0 ⁴	21.4	32.2	53.5
	610		0.7 ²	8.7 ²	14.5 ³	27.6 ³		2.7 ²	12.4 ³	19.7 ³	35.2 ⁴		4.0 ³	15.2 ³	23.7 ³	41.1		4.6 ³	16.2 ³	26.6 ⁴	47.7
3.60	305	1.4 ²	4.8 ³	11.5 ³	16.6 ⁴	27.8	2.5 ³	7.1 ³	15.1 ³	21.5 ⁴	34.8	3.4 ³	8.8 ³	18.1 ⁴	25.6	40.7	4.0 ³	9.7 ⁴	19.9 ⁴	29.0	47.0
	406		2.3 ²	9.1 ³	14.2 ³	25.3 ⁴		4.3 ²	12.4 ³	18.7 ³	32.0	0.6 ²	5.7 ³	15.1 ³	22.5 ⁴	37.6	1.1 ²	6.4 ³	16.7 ³	25.7 ⁴	43.6
	610			5.0 ²	9.8 ²	20.9 ³			7.8 ²	13.9 ²	27.2 ³		0.3 ²	9.9 ²	17.1 ³	31.9 ³		0.7 ²	11.1 ²	19.8 ³	37.5 ⁴
4.00	305		2.7 ²	8.4 ³	12.8 ³	22.2 ³	0.6 ²	4.5 ²	11.3 ³	16.7 ³	28.0 ⁴	1.3 ²	5.9 ³	13.7 ³	20.1 ⁴	33.0	1.7 ²	6.7 ³	15.6 ³	23.4 ⁴	38.4
	406		0.1 ¹	6.1 ²	10.3 ²	19.7 ³		1.7 ²	8.7 ²	14.0 ³	25.3 ³		2.7 ²	10.7 ³	17.0 ³	29.8 ⁴		3.3 ²	12.4 ³	20.0 ³	34.9 ⁴
	610			2.1 ¹	6.1 ¹	15.3 ²			4.2 ¹	9.3 ²	20.5 ²			5.6 ²	11.7 ²	24.2 ³			6.7 ²	14.0 ²	28.8 ³
4.40	305		0.9 ¹	6.0 ²	9.6 ²	17.7 ³		2.4 ²	8.3 ²	12.9 ³	22.6 ³		3.4 ²	10.2 ³	15.6 ³	26.6 ⁴		4.0 ²	11.9 ³	18.3 ³	31.3 ⁴
	406			3.7 ¹	7.3 ²	15.2 ²			5.8 ²	10.3 ²	19.9 ³		0.3 ¹	7.3 ²	12.6 ²	23.5 ³		0.6 ²	8.7 ²	15.0 ³	27.8 ³
	610				3.2 ¹	11.0 ¹			1.4 ¹	5.7 ¹	15.2 ²			2.4 ¹	7.5 ¹	18.1 ²			3.1 ¹	9.2 ²	21.8 ²
4.80	305			4.0 ¹	7.1 ²	14.0 ²		0.7 ¹	5.9 ²	9.8 ²	18.1 ³		1.4 ¹	7.4 ²	12.0 ²	21.5 ³		1.8 ²	8.7 ²	14.2 ³	25.4 ³
	406			1.9 ¹	4.8 ¹	11.6 ²			3.5 ¹	7.3 ¹	15.5 ²			4.6 ¹	9.1 ²	18.5 ³			5.6 ¹	11.0 ²	22.0 ³
	610				0.9 ¹	7.6 ¹				3.0 ¹	11.1 ¹				4.2 ¹	13.2 ²			0.3 ¹	5.4 ¹	16.2 ²
5.20	305			2.5 ¹	5.1 ¹	11.1 ²			4.0 ¹	7.4 ¹	14.6 ²			5.1 ¹	9.1 ²	17.3 ³			6.2 ¹	10.9 ²	20.6 ³
	406			0.4 ¹	3.0 ¹	8.8 ¹			1.7 ¹	5.0 ¹	12.1 ²			2.5 ¹	6.4 ¹	14.4 ²			3.2 ¹	7.8 ¹	17.4 ²
	610					4.9 ¹				0.9 ¹	7.8 ¹				1.7 ¹	9.4 ¹				2.5 ¹	11.8 ¹
5.60	305			1.3 ¹	3.6 ¹	8.7 ¹			2.5 ¹	5.4 ¹	11.7 ²			3.4 ¹	6.8 ¹	13.9 ²			4.1 ¹	8.2 ²	16.7 ²
	406				1.5 ¹	6.6 ¹			0.3 ¹	3.1 ¹	9.3 ¹			0.9 ¹	4.2 ¹	11.1 ¹			1.3 ¹	5.3 ¹	13.6 ²
	610					2.9 ¹					5.2 ¹					6.3 ¹				0.2 ¹	8.2 ¹
6.00	305			0.3 ¹	2.3 ¹	6.8 ¹			1.3 ¹	3.8 ¹	9.3 ¹			2.0 ¹	5.0 ¹	11.2 ²			2.5 ¹	6.1 ¹	13.5 ²
	406				0.3 ¹	4.7 ¹				1.7 ¹	7.1 ¹				2.5 ¹	8.5 ¹				3.2 ¹	10.5 ¹
	610					1.3 ¹					3.2 ¹				3.9 ¹						5.4 ¹

¹ Deflection meets L/120 ³ Deflection meets L/360

² Deflection meets L/240 ⁴ Deflection meets L/600

If no note, deflection meets L/720

COMBINED AXIAL AND LATERAL LOAD TABLE

Limiting Factored Axial Compressive Resistance Per Stud (kN)

2.00 kPa Factored Lateral Load

Wall Height (m)	Stud Spacing (mm)	362S162					362S200					362S250					362S300				
		230 MPa		345 MPa			230 MPa		345 MPa			230 MPa		345 MPa			230 MPa		345 MPa		
		33	43	54	68	97	33	43	54	68	97	33	43	54	68	97	33	43	54	68	97
2.40	305	6.1	10.9	21.0	28.9	45.5	8.0	14.5	27.0	36.7	56.0	9.2	16.9	30.7	43.1	64.7	9.9	17.6	31.3	45.7	71.7
	406	4.0 ³	8.7	18.8	26.7	43.4	5.7 ⁴	12.1	24.6	34.4	53.8	6.8	14.3	28.1	40.5	62.2	7.5	15.0	28.8	43.0	69.1
	610	0.1 ³	4.6 ³	14.8 ⁴	22.6	39.4	1.4 ³	7.6 ⁴	20.1	29.8	49.5	2.4 ³	9.4 ⁴	23.3	35.4	57.4	3.0 ³	10.0	24.2	38.0	64.1
2.80	305	3.5 ³	7.9 ⁴	16.9	23.9	38.9	5.0 ³	10.9	21.9	30.6	48.1	6.1 ⁴	13.1	25.6	36.1	55.7	6.8 ⁴	13.8	26.4	39.2	63.5
	406	1.0 ³	5.2 ³	14.3 ³	21.2	36.2	2.3 ³	8.0 ³	19.1 ⁴	27.7	45.3	3.3 ³	9.9 ⁴	22.4	32.8	52.5	3.9 ³	10.6	23.4	35.8	60.1
	610		0.5 ²	9.7 ³	16.4 ³	31.4 ⁴		2.8 ³	13.9 ³	22.3 ³	40.1		4.1 ³	16.7 ³	26.9 ⁴	46.6		4.7 ³	17.7 ³	29.7	53.8
3.20	305	1.1 ²	4.9 ³	12.8 ³	18.8 ⁴	31.9	2.3 ³	7.4 ³	17.0 ⁴	24.4	39.9	3.2 ³	9.3 ³	20.3 ⁴	29.0	46.4	3.8 ³	10.0 ⁴	21.4	32.2	53.5
	406		2.0 ²	10.0 ³	15.9 ³	29.0 ⁴		4.2 ³	13.8 ³	21.2 ³	36.7	0.1 ²	5.7 ³	16.8 ³	25.4 ⁴	42.8	0.6 ²	6.3 ³	17.9 ³	28.4	49.6
	610			5.1 ²	10.7 ²	23.7 ³			8.3 ²	15.5 ³	31.0 ³			10.6 ²	19.0 ³	36.2 ⁴			11.5 ³	21.6 ³	42.4 ⁴
3.60	305		2.3 ²	9.1 ³	14.2 ³	25.3 ⁴		4.3 ²	12.4 ³	18.7 ³	32.0	0.6 ²	5.7 ³	15.1 ³	22.5 ⁴	37.6	1.1 ²	6.4 ³	16.7 ³	25.7 ⁴	43.6
	406			6.3 ²	11.2 ²	22.3 ³		1.0 ²	9.3 ²	15.5 ³	28.7 ³		2.0 ²	11.5 ³	18.8 ³	33.7 ⁴		2.5 ²	12.9 ³	21.7 ³	39.5
	610			1.4 ¹	6.0 ¹	16.9 ²			3.8 ¹	9.7 ²	22.9 ³			5.3 ²	12.3 ²	26.9 ³			6.2 ²	14.6 ²	32.0 ³
4.00	305		0.1 ¹	6.1 ²	10.3 ²	19.7 ³		1.7 ²	8.7 ²	14.0 ³	25.3 ³		2.7 ²	10.7 ³	17.0 ³	29.8 ⁴		3.3 ²	12.4 ³	20.0 ³	34.9 ⁴
	406			3.3 ¹	7.4 ²	16.7 ²			5.6 ¹	10.8 ²	22.0 ³			7.2 ²	13.4 ²	26.0 ³			8.5 ²	15.9 ³	30.7 ³
	610				2.4 ¹	11.5 ¹			0.3 ¹	5.2 ¹	16.3 ²			1.2 ¹	7.0 ¹	19.3 ²			1.8 ¹	8.8 ²	23.4 ²
4.40	305			3.7 ¹	7.3 ²	15.2 ²			5.8 ²	10.3 ²	19.9 ³		0.3 ¹	7.3 ²	12.6 ²	23.5 ³		0.6 ²	8.7 ²	15.0 ³	27.8 ³
	406			1.1 ¹	4.4 ¹	12.3 ²			2.8 ¹	7.1 ¹	16.7 ²			3.9 ¹	9.1 ²	19.8 ²			4.9 ¹	11.0 ²	23.7 ³
	610					7.3 ¹				1.8 ¹	11.1 ¹				3.0 ¹	13.3 ¹				4.2 ¹	16.5 ²
4.80	305			1.9 ¹	4.8 ¹	11.6 ²			3.5 ¹	7.3 ¹	15.5 ²			4.6 ¹	9.1 ²	18.5 ³			5.6 ¹	11.0 ²	22.0 ³
	406				2.2 ¹	8.9 ¹			0.7 ¹	4.3 ¹	12.5 ¹			1.4 ¹	5.7 ¹	14.9 ²			2.0 ¹	7.2 ¹	18.0 ²
	610					4.1 ¹					7.2 ¹					8.7 ¹				0.7 ¹	11.2 ¹
5.20	305			0.4 ¹	3.0 ¹	8.8 ¹			1.7 ¹	5.0 ¹	12.1 ²			2.5 ¹	6.4 ¹	14.4 ²			3.2 ¹	7.8 ¹	17.4 ²
	406				0.4 ¹	6.2 ¹				2.1 ¹	9.1 ¹				3.1 ¹	11.0 ¹				4.2 ¹	13.5 ²
	610					1.6 ¹					4.1 ¹					5.1 ¹					7.0 ¹
5.60	305				1.5 ¹	6.6 ¹			0.3 ¹	3.1 ¹	9.3 ¹			0.9 ¹	4.2 ¹	11.1 ¹			1.3 ¹	5.3 ¹	13.6 ²
	406					4.0 ¹				0.4 ¹	6.5 ¹				1.1 ¹	7.8 ¹				1.8 ¹	9.9 ¹
	610										1.8 ¹					2.2 ¹					3.6 ¹
6.00	305				0.3 ¹	4.7 ¹				1.7 ¹	7.1 ¹				2.5 ¹	8.5 ¹				3.2 ¹	10.5 ¹
	406					2.4 ¹					4.4 ¹					5.4 ¹					7.0 ¹
	610																				1.0 ¹

¹ Deflection meets L/120 ³ Deflection meets L/360

² Deflection meets L/240 ⁴ Deflection meets L/600

If no note, deflection meets L/720

COMBINED AXIAL AND LATERAL LOAD TABLE

Limiting Factored Axial Compressive Resistance Per Stud (kN)

2.50 kPa Factored Lateral Load

Wall Height (m)	Stud Spacing (mm)	362S162					362S200					362S250					362S300				
		230 MPa		345 MPa			230 MPa		345 MPa			230 MPa		345 MPa			230 MPa		345 MPa		
		33	43	54	68	97	33	43	54	68	97	33	43	54	68	97	33	43	54	68	97
2.40	305	4.5 ⁴	9.3	19.4	27.2	43.9	6.2	12.7	25.2	34.9	54.3	7.4	14.9	28.8	41.1	62.8	8.1	15.6	29.4	43.7	69.8
	406	2.0 ³	6.6 ⁴	16.8	24.6	41.4	3.5 ³	9.8	22.3	32.0	51.6	4.6 ⁴	11.8	25.7	37.9	59.7	5.2 ⁴	12.4	26.5	40.5	66.6
	610		1.7 ³	12.0 ³	19.7 ⁴	36.5		4.4 ³	17.0 ³	26.6	46.5		6.0 ³	19.9 ⁴	31.9	53.9		6.6 ⁴	20.8	34.4	60.6
2.80	305	1.6 ³	5.9 ³	14.9 ⁴	21.9	36.9	3.0 ³	8.7 ⁴	19.8	28.4	46.0	4.0 ³	10.7 ⁴	23.2	33.6	53.3	4.6 ³	11.4	24.1	36.7	61.0
	406		2.8 ³	11.9 ³	18.7 ³	33.8		5.3 ³	16.4 ³	24.9 ⁴	42.6	0.7 ³	6.9 ³	19.5 ⁴	29.8	49.5	1.2 ³	7.5 ³	20.4 ⁴	32.7	56.9
	610			6.5 ²	13.0 ³	28.0 ³			10.3 ³	18.7 ³	36.5 ⁴		0.2 ²	12.8 ³	22.8 ³	42.5		0.6 ³	13.7 ³	25.4 ³	49.3
3.20	305		2.7 ²	10.7 ³	16.6 ³	29.7 ⁴		5.0 ³	14.6 ³	22.0 ⁴	37.5	0.8 ²	6.6 ³	17.7 ³	26.3 ⁴	43.7	1.4 ³	7.2 ³	18.7 ⁴	29.3	50.5
	406			7.5 ²	13.2 ³	26.2 ³		1.3 ²	11.0 ³	18.2 ³	33.7 ⁴		2.4 ²	13.6 ³	22.1 ³	39.4		2.9 ³	14.6 ³	24.9 ³	45.9
	610			1.8 ¹	7.2 ²	20.1 ²			4.6 ²	11.6 ²	27.0 ³			6.4 ²	14.6 ²	31.7 ³			7.3 ²	17.0 ³	37.5 ³
3.60	305			7.0 ²	11.9 ³	23.0 ³		1.8 ²	10.0 ²	16.3 ³	29.5 ³		2.9 ²	12.4 ³	19.7 ³	34.7 ⁴		3.4 ³	13.8 ³	22.7 ³	40.5
	406			3.7 ¹	8.5 ²	19.5 ³			6.4 ²	12.5 ²	25.7 ³			8.3 ²	15.4 ³	30.2 ³			9.4 ²	18.0 ³	35.6 ³
	610				2.6 ¹	13.3 ²			0.1 ¹	5.9 ¹	18.9 ²			1.1 ¹	8.0 ²	22.4 ²			1.8 ¹	9.9 ²	27.0 ³
4.00	305			4.0 ¹	8.1 ²	17.4 ²			6.3 ²	11.6 ²	22.8 ³			8.1 ²	14.2 ³	26.9 ³		0.2 ²	9.4 ²	16.9 ³	31.8 ³
	406			0.8 ¹	4.8 ¹	14.0 ²			2.8 ¹	7.9 ¹	19.0 ²			4.1 ¹	10.1 ²	22.5 ³			5.0 ¹	12.2 ²	26.9 ³
	610					8.0 ¹				1.6 ¹	12.5 ¹				2.9 ¹	14.8 ²				4.2 ¹	18.5 ²
4.40	305			1.7 ¹	5.1 ¹	13.0 ²			3.5 ¹	7.9 ¹	17.4 ²			4.7 ¹	9.9 ²	20.7 ³			5.8 ¹	12.0 ²	24.7 ³
	406				1.9 ¹	9.7 ¹			0.1 ¹	4.4 ¹	13.8 ¹			0.9 ¹	5.9 ¹	16.4 ²			1.5 ¹	7.4 ¹	20.0 ²
	610					4.0 ¹					7.5 ¹					9.1 ¹					11.8 ¹
4.80	305				2.8 ¹	9.5 ¹			1.3 ¹	5.0 ¹	13.2 ²			2.1 ¹	6.6 ¹	15.7 ²			2.8 ¹	8.1 ¹	19.0 ²
	406					6.4 ¹				1.7 ¹	9.7 ¹				2.7 ¹	11.6 ¹				3.8 ¹	14.4 ²
	610					1.0 ¹					3.7 ¹					4.6 ¹					6.6 ¹
5.20	305				1.0 ¹	6.8 ¹				2.8 ¹	9.8 ¹			0.2 ¹	3.9 ¹	11.8 ¹			0.5 ¹	5.0 ¹	14.5 ²
	406					3.8 ¹					6.5 ¹				0.3 ¹	7.9 ¹				0.9 ¹	10.1 ¹
	610										0.9 ¹					1.2 ¹					2.7 ¹
5.60	305					4.6 ¹				1.1 ¹	7.2 ¹				1.8 ¹	8.6 ¹				2.6 ¹	10.8 ¹
	406					1.8 ¹					4.0 ¹					4.9 ¹					6.6 ¹
	610																				
6.00	305					2.9 ¹					5.0 ¹				0.2 ¹	6.1 ¹				0.7 ¹	7.9 ¹
	406					0.2 ¹					2.0 ¹					2.6 ¹					3.9 ¹
	610																				

¹ Deflection meets L/120 ³ Deflection meets L/360

² Deflection meets L/240 ⁴ Deflection meets L/600

If no note, deflection meets L/720

COMBINED AXIAL AND LATERAL LOAD TABLE

Limiting Factored Axial Compressive Resistance Per Stud (kN)

3.00 kPa Factored Lateral Load

Wall Height (m)	Stud Spacing (mm)	362S162					362S200					362S250					362S300				
		230 MPa		345 MPa			230 MPa		345 MPa			230 MPa		345 MPa			230 MPa		345 MPa		
		33	43	54	68	97	33	43	54	68	97	33	43	54	68	97	33	43	54	68	97
2.40	305	3.0 ³	7.6 ⁴	17.8	25.6	42.4	4.6 ⁴	10.9	23.5	33.2	52.7	5.7 ⁴	13.0	26.9	39.2	61.0	6.4	13.7	27.6	41.8	67.9
	406	0.1 ³	4.6 ³	14.8 ⁴	22.6	39.4	1.4 ³	7.6 ⁴	20.1	29.8	49.5	2.4 ³	9.4 ⁴	23.3	35.4	57.4	3.0 ³	10.0	24.2	38.0	64.1
	610			9.4 ³	16.9 ³	33.8 ⁴		1.4 ³	14.0 ³	23.6 ⁴	43.5		2.7 ³	16.7 ³	28.4 ⁴	50.5		3.2 ³	17.6 ⁴	30.9	57.1
2.80	305		4.0 ³	13.1 ³	20.0 ⁴	35.0	1.0 ³	6.6 ³	17.7 ⁴	26.3	43.9	2.0 ³	8.4 ³	20.9 ⁴	31.3	51.0	2.5 ³	9.0 ⁴	21.9	34.2	58.5
	406		0.5 ²	9.7 ³	16.4 ³	31.4 ⁴		2.8 ³	13.9 ³	22.3 ³	40.1		4.1 ³	16.7 ³	26.9 ⁴	46.6		4.7 ³	17.7 ³	29.7	53.8
	610			3.6 ²	9.9 ²	24.8 ³			7.0 ²	15.2 ³	33.0 ³			9.1 ²	18.9 ³	38.5 ⁴			10.0 ³	21.4 ³	45.1 ⁴
3.20	305		0.7 ²	8.7 ²	14.5 ³	27.6 ³		2.7 ²	12.4 ³	19.7 ³	35.2 ⁴		4.0 ³	15.2 ³	23.7 ³	41.1		4.6 ³	16.2 ³	26.6 ⁴	47.7
	406			5.1 ²	10.7 ²	23.7 ³			8.3 ²	15.5 ³	31.0 ³			10.6 ²	19.0 ³	36.2 ⁴			11.5 ³	21.6 ³	42.4 ⁴
	610				4.0 ¹	16.7 ²			1.2 ¹	8.1 ²	23.4 ²			2.5 ¹	10.6 ²	27.5 ³			3.3 ²	12.7 ²	32.9 ³
3.60	305			5.0 ²	9.8 ²	20.8 ³			7.8 ²	13.9 ²	27.2 ³		0.3 ²	9.9 ²	17.1 ³	31.9 ³		0.6 ²	11.1 ²	19.8 ³	37.5 ⁴
	406			1.4 ¹	6.0 ¹	16.9 ²			3.8 ¹	9.7 ²	22.9 ³			5.3 ²	12.3 ²	26.9 ³			6.2 ²	14.6 ²	32.0 ³
	610					10.0 ¹				2.4 ¹	15.3 ²				4.0 ¹	18.1 ²				5.5 ¹	22.4 ²
4.00	305			2.1 ¹	6.1 ¹	15.3 ²			4.2 ¹	9.3 ²	20.5 ²			5.6 ²	11.7 ²	24.2 ³			6.7 ²	14.0 ²	28.8 ³
	406				2.4 ¹	11.5 ¹			0.3 ¹	5.2 ¹	16.3 ²			1.2 ¹	7.0 ¹	19.3 ²			1.8 ¹	8.8 ²	23.4 ²
	610					4.8 ¹					9.0 ¹					10.8 ¹					14.0 ¹
4.40	305				3.2 ¹	11.0 ¹			1.4 ¹	5.7 ¹	15.2 ²			2.4 ¹	7.5 ¹	18.1 ²			3.1 ¹	9.2 ²	21.8 ²
	406					7.3 ¹				1.8 ¹	11.1 ¹				3.0 ¹	13.3 ¹				4.2 ¹	16.5 ²
	610					1.0 ¹					4.2 ¹					5.2 ¹					7.5 ¹
4.80	305				0.9 ¹	7.6 ¹				3.0 ¹	11.1 ¹				4.2 ¹	13.2 ²			0.3 ¹	5.4 ¹	16.2 ²
	406					4.1 ¹					7.2 ¹					8.7 ¹				0.6 ¹	11.2 ¹
	610										0.6 ¹					0.9 ¹					2.5 ¹
5.20	305					4.9 ¹				0.9 ¹	7.8 ¹				1.7 ¹	9.4 ¹					2.5 ¹
	406					1.6 ¹					4.1 ¹					5.1 ¹					7.0 ¹
	610																				
5.60	305					2.9 ¹					5.2 ¹					6.3 ¹					0.2 ¹
	406										1.8 ¹					2.2 ¹					3.6 ¹
	610																				
6.00	305					1.3 ¹					3.2 ¹					3.9 ¹					5.4 ¹
	406																				1.0 ¹
	610																				

¹ Deflection meets L/120 ³ Deflection meets L/360

² Deflection meets L/240 ⁴ Deflection meets L/600

If no note, deflection meets L/720

COMBINED AXIAL AND LATERAL LOAD TABLE

Limiting Factored Axial Compressive Resistance Per Stud (kN)

3.50 kPa Factored Lateral Load

Wall Height (m)	Stud Spacing (mm)	362S162					362S200					362S250					362S300				
		230 MPa		345 MPa			230 MPa		345 MPa			230 MPa		345 MPa			230 MPa		345 MPa		
		33	43	54	68	97	33	43	54	68	97	33	43	54	68	97	33	43	54	68	97
2.40	305	1.5 ³	6.1 ³	16.3 ⁴	24.1	40.9	2.9 ³	9.2 ⁴	21.8	31.5	51.1	4.0 ³	11.2	25.1	37.3	59.1	4.7 ⁴	11.8	25.9	39.9	66.0
	406		2.7 ³	13.0 ³	20.6 ⁴	37.5		5.4 ³	18.0 ⁴	27.7	47.5	0.3 ³	7.1 ⁴	21.1 ⁴	33.0	55.0	0.9 ³	7.7 ⁴	21.9	35.6	61.7
	610			6.9 ²	14.2 ³	31.1 ³			11.1 ³	20.6 ³	40.7 ⁴			13.6 ³	25.2 ⁴	47.3		0.1 ³	14.6 ³	27.6 ⁴	53.7
2.80	305		2.2 ³	11.3 ³	18.1 ³	33.2		4.6 ³	15.7 ³	24.3 ⁴	42.0		6.2 ³	18.8 ⁴	29.0	48.8	0.6 ³	6.8 ³	19.7 ⁴	31.9	56.1
	406			7.5 ²	14.1 ³	29.1 ³		0.4 ²	11.5 ³	19.9 ³	37.6 ⁴		1.5 ³	14.1 ³	24.1 ³	43.8		1.9 ³	15.0 ³	26.8 ⁴	50.8
	610			0.8 ¹	7.0 ²	21.8 ³			3.9 ²	12.0 ²	29.7 ³			5.6 ²	15.2 ³	34.8 ³			6.5 ²	17.5 ³	41.1 ³
3.20	305			6.9 ²	12.6 ³	25.6 ³		0.6 ²	10.3 ²	17.5 ³	33.0 ³		1.7 ²	12.8 ³	21.3 ³	38.6 ⁴		2.1 ³	13.8 ³	24.1 ³	45.0
	406			2.9 ¹	8.4 ²	21.2 ³			5.8 ²	12.9 ²	28.3 ³			7.7 ²	16.1 ³	33.2 ³			8.6 ²	18.5 ³	39.1 ³
	610				1.0 ¹	13.6 ²				4.7 ¹	20.0 ²				6.9 ²	23.5 ²				8.6 ²	28.6 ³
3.60	305			3.1 ¹	7.8 ²	18.8 ²			5.7 ²	11.8 ²	25.0 ³			7.5 ²	14.6 ²	29.4 ³			8.6 ²	17.1 ³	34.7 ³
	406				3.7 ¹	14.5 ²			1.3 ¹	7.1 ¹	20.2 ²			2.5 ¹	9.4 ²	23.8 ³			3.3 ¹	11.4 ²	28.7 ³
	610					6.9 ¹					11.9 ¹				0.3 ¹	14.2 ²				1.4 ¹	18.1 ²
4.00	305			0.3 ¹	4.1 ¹	13.3 ²			2.2 ¹	7.2 ¹	18.3 ²			3.3 ¹	9.3 ²	21.7 ²			4.2 ¹	11.3 ²	26.0 ³
	406				0.1 ¹	9.1 ¹				2.7 ¹	13.7 ¹				4.2 ¹	16.3 ²				5.7 ¹	20.0 ²
	610					1.9 ¹					5.7 ¹					7.0 ¹					9.8 ¹
4.40	305				1.3 ¹	9.1 ¹				3.7 ¹	13.1 ¹			0.2 ¹	5.2 ¹	15.6 ²			0.7 ¹	6.6 ¹	19.1 ²
	406					5.0 ¹					8.7 ¹				0.3 ¹	10.4 ¹				1.2 ¹	13.3 ¹
	610										1.1 ¹					1.6 ¹					3.5 ¹
4.80	305					5.8 ¹				1.1 ¹	9.1 ¹				2.0 ¹	10.9 ¹				3.0 ¹	13.6 ¹
	406					2.0 ¹					4.8 ¹					5.9 ¹					8.1 ¹
	610																				
5.20	305					3.2 ¹					5.9 ¹					7.1 ¹				0.2 ¹	9.3 ¹
	406										1.9 ¹					2.5 ¹					4.0 ¹
	610																				
5.60	305					1.3 ¹					3.4 ¹					4.2 ¹					5.9 ¹
	406																				0.9 ¹
	610																				
6.00	305										1.5 ¹					1.9 ¹					3.2 ¹
	406																				
	610																				

¹ Deflection meets L/120 ³ Deflection meets L/360

² Deflection meets L/240 ⁴ Deflection meets L/600

If no note, deflection meets L/720

COMBINED AXIAL AND LATERAL LOAD TABLE

Limiting Factored Axial Compressive Resistance Per Stud (kN)

0 kPa Factored Lateral Load

Wall Height (m)	Stud Spacing (mm)	400S162					400S200					400S250					400S300				
		230 MPa		345 MPa			230 MPa		345 MPa			230 MPa		345 MPa			230 MPa		345 MPa		
		33	43	54	68	97	33	43	54	68	97	33	43	54	68	97	33	43	54	68	97
2.40	305	14.4	19.8	31.0	41.1	59.9	16.9	24.3	38.6	50.6	72.5	18.2	27.1	41.7	57.3	83.7	18.9	27.6	42.6	59.5	90.5
	406	14.4	19.8	31.0	41.1	59.9	16.9	24.3	38.6	50.6	72.5	18.2	27.1	41.7	57.3	83.7	18.9	27.6	42.6	59.5	90.5
	610	14.4	19.8	31.0	41.1	59.9	16.9	24.3	38.6	50.6	72.5	18.2	27.1	41.7	57.3	83.7	18.9	27.6	42.6	59.5	90.5
2.80	305	13.9	19.1	29.4	38.9	56.1	16.4	23.4	36.3	47.5	67.5	17.6	26.3	40.4	54.7	77.8	18.3	26.8	40.7	57.1	85.2
	406	13.9	19.1	29.4	38.9	56.1	16.4	23.4	36.3	47.5	67.5	17.6	26.3	40.4	54.7	77.8	18.3	26.8	40.7	57.1	85.2
	610	13.9	19.1	29.4	38.9	56.1	16.3	23.4	36.3	47.5	67.5	17.6	26.3	40.4	54.7	77.8	18.3	26.8	40.7	57.1	85.2
3.20	305	13.3	18.3	27.4	36.2	51.4	15.7	22.2	33.6	43.8	61.6	16.9	25.3	38.1	50.8	71.2	17.7	25.9	38.5	54.1	79.6
	406	13.3	18.3	27.4	36.1	51.4	15.7	22.2	33.6	43.8	61.6	16.9	25.3	38.1	50.8	71.2	17.7	25.9	38.5	54.1	79.6
	610	13.3	18.3	27.4	36.1	51.4	15.7	22.2	33.6	43.8	61.6	16.9	25.3	38.1	50.8	71.2	17.7	25.9	38.5	54.0	79.6
3.60	305	12.6	17.3	25.1	32.7	46.2	14.9	20.9	30.6	39.7	55.3	16.2	24.2	35.7	46.1	64.1	16.9	24.8	36.0	49.7	72.7
	406	12.6	17.3	25.1	32.7	46.2	14.9	20.9	30.6	39.7	55.3	16.2	24.2	35.7	46.1	64.1	16.9	24.8	36.0	49.7	72.7
	610	12.6	17.3	25.1	32.7	46.2	14.9	20.9	30.6	39.7	55.3	16.2	24.2	35.6	46.1	64.1	16.9	24.8	36.0	49.7	72.7
4.00	305	11.8	16.2	22.6	29.0	40.7	14.1	19.5	27.5	35.1	48.8	15.3	22.7	32.1	41.0	56.9	16.0	23.7	33.6	45.1	64.7
	406	11.8	16.2	22.6	29.0	40.7	14.1	19.5	27.5	35.1	48.8	15.3	22.7	32.1	41.0	56.9	16.0	23.7	33.6	45.1	64.7
	610	11.8	16.2	22.6	29.0	40.7	14.1	19.5	27.5	35.1	48.8	15.3	22.7	32.1	41.0	56.9	16.0	23.7	33.6	45.1	64.7
4.40	305	10.9	15.0	20.2	25.5	35.4	13.2	18.0	24.3	30.7	42.5	14.4	21.0	28.5	35.9	49.7	15.1	22.4	31.3	40.8	56.7
	406	10.9	15.0	20.2	25.5	35.4	13.2	18.0	24.3	30.7	42.4	14.4	21.0	28.5	35.9	49.7	15.1	22.4	31.3	40.8	56.7
	610	10.9	15.0	20.2	25.5	35.4	13.2	18.0	24.3	30.7	42.4	14.4	21.0	28.5	35.9	49.7	15.1	22.4	31.3	40.8	56.7
4.80	305	10.0	13.7	18.0	22.4	30.9	12.1	16.5	21.6	26.9	37.1	13.4	19.2	25.3	31.6	43.5	14.2	21.1	28.5	36.1	49.9
	406	10.0	13.7	18.0	22.4	30.9	12.1	16.5	21.6	26.9	37.1	13.4	19.2	25.3	31.6	43.5	14.2	21.1	28.5	36.1	49.9
	610	10.0	13.7	18.0	22.4	30.9	12.1	16.5	21.6	26.9	37.1	13.4	19.2	25.3	31.6	43.5	14.2	21.1	28.5	36.1	49.9
5.20	305	9.0	12.4	16.0	19.8	27.1	11.0	14.9	19.2	23.7	32.6	12.4	17.5	22.5	27.9	38.3	13.2	19.7	25.8	31.9	44.0
	406	9.0	12.4	16.0	19.8	27.1	11.0	14.9	19.2	23.7	32.6	12.4	17.5	22.5	27.9	38.3	13.2	19.7	25.8	31.9	44.0
	610	9.0	12.4	16.0	19.7	27.1	11.0	14.9	19.2	23.7	32.6	12.4	17.5	22.5	27.9	38.3	13.2	19.7	25.8	31.9	44.0
5.60	305	8.1	11.1	14.2	17.5	23.9	9.9	13.4	17.0	21.0	28.8	11.4	15.7	20.0	24.7	33.9	12.2	18.0	22.9	28.4	39.1
	406	8.1	11.1	14.2	17.5	23.9	9.9	13.4	17.0	21.0	28.8	11.4	15.7	20.0	24.7	33.9	12.2	18.0	22.9	28.4	39.1
	610	8.1	11.1	14.2	17.5	23.9	9.9	13.4	17.0	21.0	28.8	11.4	15.7	20.0	24.7	33.9	12.2	18.0	22.9	28.4	39.1
6.00	305	7.4	10.0	12.6	15.6	21.2	8.9	12.0	15.2	18.7	25.5	10.5	14.1	17.8	22.0	30.2	11.2	16.2	20.5	25.3	34.8
	406	7.3	10.0	12.6	15.6	21.2	8.9	12.0	15.1	18.7	25.5	10.5	14.1	17.8	22.0	30.2	11.2	16.2	20.5	25.3	34.8
	610	7.3	10.0	12.6	15.5	21.2	8.9	12.0	15.1	18.7	25.5	10.4	14.1	17.8	22.0	30.2	11.2	16.2	20.5	25.3	34.8

¹ Deflection meets L/120 ³ Deflection meets L/360

² Deflection meets L/240 ⁴ Deflection meets L/600

If no note, deflection meets L/720

COMBINED AXIAL AND LATERAL LOAD TABLE

Limiting Factored Axial Compressive Resistance Per Stud (kN)

0.50 kPa Factored Lateral Load

Wall Height (m)	Stud Spacing (mm)	400S162					400S200					400S250					400S300				
		230 MPa		345 MPa			230 MPa		345 MPa			230 MPa		345 MPa			230 MPa		345 MPa		
		33	43	54	68	97	33	43	54	68	97	33	43	54	68	97	33	43	54	68	97
2.40	305	12.5	17.9	29.2	39.3	58.2	14.9	22.3	36.6	48.6	70.8	16.2	24.9	39.7	55.2	81.7	16.9	25.5	40.6	57.4	88.5
	406	11.9	17.3	28.6	38.7	57.7	14.2	21.6	36.0	47.9	70.2	15.5	24.2	39.0	54.5	81.0	16.3	24.8	40.0	56.7	87.8
	610	10.7	16.1	27.4	37.5	56.6	13.0	20.3	34.7	46.6	69.0	14.3	22.9	37.7	53.1	79.7	15.0	23.5	38.7	55.4	86.5
2.80	305	11.3	16.5	26.9	36.3	53.7	13.6	20.5	33.5	44.6	65.0	14.9	23.3	37.5	51.6	75.0	15.6	23.9	38.0	54.2	82.3
	406	10.5	15.7	26.1	35.4	52.9	12.7	19.6	32.6	43.7	64.1	14.0	22.3	36.5	50.6	74.0	14.8	23.0	37.1	53.2	81.4
	610	9.0	14.1	24.5	33.8	51.4	11.0	17.9	30.9	42.0	62.6	12.3	20.5	34.7	48.7	72.2	13.1	21.2	35.4	51.3	79.6
3.20	305	10.0	14.8	24.1	32.7	48.3	12.1	18.5	30.0	40.1	58.3	13.3	21.3	34.2	46.7	67.4	14.1	22.0	34.9	50.0	75.7
	406	9.0	13.8	23.1	31.6	47.3	11.0	17.4	28.8	39.0	57.3	12.2	20.1	33.0	45.4	66.2	13.0	20.8	33.7	48.8	74.5
	610	7.1	11.8	21.2	29.6	45.4	9.0	15.2	26.7	36.7	55.3	10.2	17.8	30.7	43.0	63.9	10.9	18.5	31.5	46.3	72.1
3.60	305	8.5	13.0	21.1	28.5	42.4	10.4	16.3	26.2	35.1	51.3	11.7	19.1	30.7	41.0	59.5	12.5	19.9	31.4	44.7	67.8
	406	7.3	11.8	19.9	27.3	41.2	9.2	15.0	24.9	33.7	50.0	10.4	17.6	29.2	39.5	58.0	11.2	18.5	30.1	43.1	66.3
	610	5.2 ³	9.5	17.7	24.9	39.0	6.9 ⁴	12.5	22.5	31.2	47.6	8.0	14.9	26.5	36.7	55.3	8.7	15.7	27.5	40.3	63.3
4.00	305	7.0	11.1	18.0	24.2	36.2	8.8	14.0	22.3	29.9	44.1	10.0	16.6	26.4	35.2	51.4	10.8	17.7	28.0	39.2	59.0
	406	5.8 ⁴	9.8	16.7	22.9	35.0	7.4	12.5	20.9	28.4	42.7	8.5	15.0	24.8	33.6	49.8	9.3	16.0	26.4	37.4	57.2
	610	3.5 ³	7.3 ³	14.4 ⁴	20.4	32.6	4.9 ³	9.9 ⁴	18.4	25.8	40.1	5.9 ³	12.0	21.9	30.6	46.8	6.6 ⁴	12.9	23.5	34.2	54.0
4.40	305	5.6 ⁴	9.3	15.1	20.3	30.7	7.2	11.8	18.8	25.1	37.4	8.3	14.1	22.2	29.7	43.8	9.1	15.4	24.7	34.0	50.4
	406	4.3 ³	7.8 ⁴	13.8	18.9	29.3	5.7 ³	10.3	17.3	23.6	36.0	6.8 ⁴	12.4	20.6	28.0	42.1	7.5 ⁴	13.5	23.0	32.1	48.6
	610	2.0 ²	5.3 ³	11.5 ³	16.5 ⁴	26.9	3.2 ³	7.5 ³	14.7 ⁴	20.9	33.3	4.0 ³	9.2 ³	17.6 ⁴	24.9	39.0	4.6 ³	10.2 ⁴	19.8	28.7	45.3
4.80	305	4.3 ³	7.6 ⁴	12.6	17.0	25.9	5.7 ³	9.8	15.8	21.1	31.8	6.8 ⁴	11.8	18.7	25.0	37.3	7.5 ⁴	13.2	21.3	28.9	43.1
	406	3.0 ³	6.1 ³	11.3 ³	15.7	24.6	4.2 ³	8.2 ³	14.3 ⁴	19.6	30.3	5.2 ³	10.0 ⁴	17.0	23.3	35.6	5.8 ³	11.2 ⁴	19.4	27.0	41.3
	610	0.8 ²	3.6 ²	9.0 ³	13.2 ³	22.2 ⁴	1.7 ²	5.4 ³	11.7 ³	16.9 ³	27.7	2.4 ²	6.8 ³	14.1 ³	20.3 ⁴	32.5	2.9 ²	7.8 ³	16.2 ³	23.6	37.9
5.20	305	3.2 ³	6.0 ³	10.5 ⁴	14.3	22.0	4.4 ³	8.0 ³	13.2	17.8	27.1	5.3 ³	9.6 ⁴	15.7	21.1	31.9	6.0 ³	11.1	18.1	24.5	37.0
	406	2.0 ²	4.6 ³	9.2 ³	12.9 ³	20.7	2.9 ²	6.4 ³	11.7 ³	16.3 ⁴	25.7	3.7 ³	7.9 ³	14.1 ⁴	19.5	30.2	4.3 ³	9.1 ³	16.3 ⁴	22.6	35.1
	610		2.2 ²	6.9 ²	10.6 ³	18.3 ³	0.4 ¹	3.7 ²	9.2 ³	13.7 ³	23.1 ⁴	1.0 ²	4.8 ²	11.2 ³	16.5 ³	27.1 ⁴	1.4 ²	5.6 ³	13.1 ³	19.3 ³	31.8
5.60	305	2.3 ²	4.7 ³	8.7 ³	12.0 ⁴	18.8	3.2 ³	6.4 ³	11.0 ³	15.0 ⁴	23.2	4.1 ³	7.8 ³	13.1 ⁴	17.9	27.3	4.7 ³	9.1 ³	15.2 ⁴	20.8	31.8
	406	1.1 ¹	3.4 ²	7.4 ³	10.7 ³	17.5 ⁴	1.8 ²	4.8 ²	9.6 ³	13.5 ³	21.8	2.5 ²	6.1 ³	11.5 ³	16.3 ⁴	25.6	3.0 ²	7.1 ³	13.4 ³	18.9 ⁴	30.0
	610		1.0 ¹	5.2 ²	8.4 ²	15.2 ³		2.2 ¹	7.2 ²	11.0 ²	19.3 ³		3.1 ²	8.8 ²	13.4 ³	22.7 ³	0.1 ¹	3.7 ²	10.3 ²	15.7 ³	26.7 ⁴
6.00	305	1.6 ²	3.7 ²	7.2 ³	10.1 ³	16.0 ⁴	2.3 ²	5.0 ³	9.1 ³	12.7 ³	19.9	3.0 ²	6.2 ³	11.0 ³	15.2 ⁴	23.5	3.5 ²	7.3 ³	12.7 ³	17.7	27.5
	406	0.4 ¹	2.3 ²	6.0 ²	8.8 ³	14.8 ³	1.0 ¹	3.6 ²	7.8 ²	11.3 ³	18.5 ³	1.5 ²	4.6 ²	9.4 ³	13.6 ³	21.9 ⁴	1.9 ²	5.4 ³	11.0 ³	15.9 ³	25.7
	610		0.1 ¹	3.9 ¹	6.6 ²	12.6 ²		1.1 ¹	5.5 ¹	8.9 ²	16.1 ³		1.7 ¹	6.8 ²	10.8 ²	19.0 ³		2.1 ²	8.0 ²	12.8 ³	22.5 ³

¹ Deflection meets L/120 ³ Deflection meets L/360

² Deflection meets L/240 ⁴ Deflection meets L/600

If no note, deflection meets L/720

COMBINED AXIAL AND LATERAL LOAD TABLE

Limiting Factored Axial Compressive Resistance Per Stud (kN)

1.00 kPa Factored Lateral Load

Wall Height (m)	Stud Spacing (mm)	400S162					400S200					400S250					400S300				
		230 MPa		345 MPa			230 MPa		345 MPa			230 MPa		345 MPa			230 MPa		345 MPa		
		33	43	54	68	97	33	43	54	68	97	33	43	54	68	97	33	43	54	68	97
2.40	305	10.7	16.1	27.4	37.5	56.6	13.0	20.3	34.7	46.6	69.0	14.3	22.9	37.7	53.1	79.7	15.0	23.5	38.7	55.4	86.5
	406	9.6	14.9	26.3	36.3	55.5	11.7	19.0	33.4	45.3	67.9	13.0	21.5	36.5	51.7	78.3	13.8	22.2	37.5	54.1	85.2
	610	7.4	12.7	24.1	34.0	53.4	9.4	16.6	31.0	42.9	65.6	10.6	18.9	34.0	49.1	75.7	11.4	19.6	35.1	51.4	82.6
2.80	305	9.0	14.1	24.5	33.8	51.4	11.0	17.9	30.9	42.0	62.6	12.3	20.5	34.7	48.7	72.2	13.1	21.2	35.4	51.3	79.6
	406	7.5	12.6	23.0	32.2	49.9	9.5	16.2	29.3	40.3	61.0	10.7	18.7	33.0	46.8	70.4	11.5	19.4	33.7	49.5	77.7
	610	4.8 ⁴	9.7	20.2	29.3	47.1	6.5	13.1	26.1	37.0	58.0	7.7	15.4	29.7	43.3	67.0	8.4	16.1	30.5	46.0	74.2
3.20	305	7.1	11.8	21.2	29.6	45.4	9.0	15.2	26.7	36.7	55.3	10.2	17.8	30.7	43.0	63.9	10.9	18.5	31.5	46.3	72.1
	406	5.4 ⁴	10.0	19.4	27.7	43.6	7.1	13.2	24.7	34.7	53.3	8.2	15.6	28.6	40.7	61.7	9.0	16.4	29.5	44.0	69.7
	610	2.3 ³	6.7 ³	16.1 ⁴	24.2	40.1	3.7 ³	9.6 ⁴	21.1	30.8	49.7	4.7 ³	11.6	24.6	36.4	57.5	5.4 ³	12.3	25.6	39.6	65.3
3.60	305	5.2 ³	9.5	17.7	24.9	39.0	6.9 ⁴	12.5	22.5	31.2	47.6	8.0	14.9	26.5	36.7	55.3	8.7	15.7	27.5	40.3	63.3
	406	3.4 ³	7.5 ³	15.7 ⁴	22.8	36.9	4.8 ³	10.3 ⁴	20.2	28.9	45.4	5.8 ³	12.4	24.0	34.1	52.7	6.5 ⁴	13.2	25.0	37.6	60.6
	610		3.9 ³	12.2 ³	19.0 ³	33.1	1.1 ²	6.3 ³	16.3 ³	24.7 ⁴	41.3	1.9 ³	8.0 ³	19.6 ⁴	29.4	48.0	2.5 ³	8.7 ³	20.6 ⁴	32.7	55.5
4.00	305	3.5 ³	7.3 ³	14.4 ⁴	20.4	32.6	4.9 ³	9.9 ⁴	18.4	25.8	40.1	5.9 ³	12.0	21.9	30.6	46.8	6.6 ⁴	12.9	23.5	34.2	54.0
	406	1.6 ²	5.2 ³	12.3 ³	18.2 ⁴	30.4	2.7 ³	7.5 ³	16.1 ⁴	23.3	37.8	3.6 ³	9.3 ³	19.3 ⁴	27.8	44.1	4.2 ³	10.2 ⁴	20.8	31.3	51.0
	610		1.4 ²	8.7 ²	14.4 ³	26.5 ³		3.4 ²	12.0 ³	19.0 ³	33.5 ⁴		4.7 ³	14.7 ³	23.0 ³	39.1		5.3 ³	16.1 ³	26.1 ⁴	45.7
4.40	305	2.0 ²	5.3 ³	11.5 ³	16.5 ⁴	26.9	3.2 ³	7.5 ³	14.7 ⁴	20.9	33.3	4.0 ³	9.2 ³	17.6 ⁴	24.9	39.0	4.6 ³	10.2 ⁴	19.8	28.7	45.3
	406		3.1 ²	9.4 ³	14.3 ³	24.7 ⁴	0.9 ²	5.1 ³	12.4 ³	18.5 ³	31.0	1.6 ²	6.5 ³	15.0 ³	22.2 ⁴	36.2	2.1 ²	7.3 ³	17.0 ³	25.7 ⁴	42.2
	610			5.8 ²	10.5 ²	20.8 ³		0.9 ²	8.4 ²	14.3 ³	26.7 ³		1.8 ²	10.5 ²	17.4 ³	31.3 ³		2.3 ²	12.1 ³	20.4 ³	36.8 ⁴
4.80	305	0.8 ²	3.6 ²	9.0 ³	13.2 ³	22.2 ⁴	1.7 ²	5.4 ³	11.7 ³	16.9 ³	27.7	2.4 ²	6.8 ³	14.1 ³	20.3 ⁴	32.5	2.9 ²	7.8 ³	16.2 ³	23.6	37.9
	406		1.4 ²	7.0 ²	11.1 ³	20.0 ³		3.0 ²	9.5 ²	14.6 ³	25.4 ³		4.1 ²	11.6 ³	17.6 ³	29.7 ⁴	0.4 ²	4.8 ²	13.4 ³	20.6 ³	34.9
	610			3.5 ¹	7.4 ²	16.3 ²			5.6 ¹	10.5 ²	21.2 ³			7.2 ²	13.0 ²	24.9 ³			8.5 ²	15.5 ³	29.5 ³
5.20	305		2.2 ²	6.9 ²	10.6 ³	18.3 ³	0.4 ¹	3.7 ²	9.2 ³	13.7 ³	23.1 ⁴	1.0 ²	4.8 ²	11.2 ³	16.5 ³	27.1 ⁴	1.4 ²	5.6 ³	13.1 ³	19.3 ³	31.8
	406		0.1 ¹	5.0 ¹	8.5 ²	16.2 ³		1.4 ¹	7.1 ²	11.4 ²	20.8 ³		2.2 ²	8.7 ²	13.9 ³	24.4 ³		2.7 ²	10.3 ²	16.4 ³	28.8 ⁴
	610			1.7 ¹	5.0 ¹	12.6 ²			3.3 ¹	7.5 ¹	16.8 ²			4.5 ¹	9.5 ²	19.7 ²			5.5 ¹	11.4 ²	23.6 ³
5.60	305		1.0 ¹	5.2 ²	8.4 ²	15.2 ³		2.2 ¹	7.2 ²	11.0 ²	19.3 ³		3.1 ²	8.8 ²	13.4 ³	22.7 ³	0.1 ¹	3.7 ²	10.3 ²	15.7 ³	26.7 ⁴
	406			3.4 ¹	6.4 ¹	13.2 ²			5.1 ¹	8.9 ²	17.1 ³		0.6 ¹	6.4 ²	10.9 ²	20.1 ³		0.9 ¹	7.6 ²	12.9 ²	23.8 ³
	610			0.2 ¹	3.1 ¹	9.7 ¹			1.6 ¹	5.2 ¹	13.3 ²			2.4 ¹	6.7 ¹	15.5 ²			3.1 ¹	8.2 ¹	18.8 ²
6.00	305		0.1 ¹	3.9 ¹	6.6 ²	12.6 ²		1.1 ¹	5.5 ¹	8.9 ²	16.1 ³		1.7 ¹	6.8 ²	10.8 ²	19.0 ³		2.1 ²	8.0 ²	12.8 ³	22.5 ³
	406			2.1 ¹	4.7 ¹	10.6 ²			3.5 ¹	6.8 ¹	14.0 ²			4.5 ¹	8.5 ²	16.5 ²			5.5 ¹	10.1 ²	19.7 ³
	610				1.5 ¹	7.4 ¹			0.1 ¹	3.3 ¹	10.4 ¹			0.7 ¹	4.4 ¹	12.2 ¹			1.1 ¹	5.6 ¹	14.9 ²

¹ Deflection meets L/120 ³ Deflection meets L/360

² Deflection meets L/240 ⁴ Deflection meets L/600

If no note, deflection meets L/720

COMBINED AXIAL AND LATERAL LOAD TABLE

Limiting Factored Axial Compressive Resistance Per Stud (kN)

1.50 kPa Factored Lateral Load

Wall Height (m)	Stud Spacing (mm)	400S162					400S200					400S250					400S300				
		230 MPa		345 MPa			230 MPa		345 MPa			230 MPa		345 MPa			230 MPa		345 MPa		
		33	43	54	68	97	33	43	54	68	97	33	43	54	68	97	33	43	54	68	97
2.40	305	9.0	14.4	25.8	35.7	55.0	11.1	18.4	32.8	44.7	67.3	12.4	20.9	35.8	51.0	77.7	13.2	21.5	36.9	53.4	84.5
	406	7.4	12.7	24.1	34.0	53.4	9.4	16.6	31.0	42.9	65.6	10.6	18.9	34.0	49.1	75.7	11.4	19.6	35.1	51.4	82.6
	610	4.3 ⁴	9.5	21.0	30.7	50.3	6.0	13.1	27.5	39.3	62.3	7.2	15.2	30.4	45.2	71.9	8.0	15.9	31.5	47.6	78.8
2.80	305	6.8	11.8	22.3	31.5	49.2	8.7	15.4	28.4	39.4	60.2	9.9	17.9	32.1	45.9	69.5	10.7	18.6	32.9	48.6	76.9
	406	4.8 ⁴	9.7	20.2	29.3	47.1	6.5	13.1	26.1	37.0	58.0	7.7	15.4	29.7	43.3	67.0	8.4	16.1	30.5	46.0	74.2
	610	1.1 ³	5.8 ³	16.3 ⁴	25.1	43.1	2.5 ³	8.8 ⁴	21.8	32.5	53.7	3.5 ³	10.7	25.0	38.3	62.0	4.2 ³	11.4	26.0	41.0	69.2
3.20	305	4.6 ³	9.1	18.5	26.8	42.7	6.2 ⁴	12.3	23.8	33.7	52.4	7.3	14.6	27.5	39.6	60.6	8.1	15.3	28.5	42.9	68.6
	406	2.3 ³	6.7 ³	16.1 ⁴	24.2	40.1	3.7 ³	9.6 ⁴	21.1	30.8	49.7	4.7 ³	11.6	24.6	36.4	57.5	5.4 ³	12.3	25.6	39.6	65.3
	610		2.2 ³	11.7 ³	19.4 ³	35.4		4.7 ³	16.1 ³	25.6 ⁴	44.7		6.3 ³	19.2 ³	30.6	51.6	0.5 ³	6.9 ³	20.2 ⁴	33.7	59.2
3.60	305	2.5 ³	6.5 ³	14.8 ⁴	21.8	35.9	3.8 ³	9.2 ³	19.2	27.8	44.4	4.8 ³	11.3 ⁴	22.9	32.9	51.5	5.5 ³	12.0	23.9	36.3	59.3
	406		3.9 ³	12.2 ³	19.0 ³	33.1	1.1 ²	6.3 ³	16.3 ³	24.7 ⁴	41.3	1.9 ³	8.0 ³	19.6 ⁴	29.4	48.0	2.5 ³	8.7 ³	20.6 ⁴	32.7	55.5
	610			7.6 ²	14.0 ³	28.0 ³		1.1 ²	11.1 ³	19.1 ³	35.9 ⁴		2.2 ²	13.7 ³	23.2 ³	41.6		2.7 ³	14.8 ³	26.1 ³	48.7
4.00	305	0.7 ²	4.2 ³	11.4 ³	17.2 ³	29.4	1.7 ²	6.4 ³	15.0 ³	22.2 ⁴	36.7	2.5 ³	8.1 ³	18.1 ⁴	26.5	42.8	3.1 ³	8.9 ³	19.6 ⁴	30.0	49.6
	406		1.4 ²	8.7 ²	14.4 ³	26.5 ³		3.4 ²	12.0 ³	19.0 ³	33.5 ⁴		4.7 ³	14.7 ³	23.0 ³	39.1		5.3 ³	16.1 ³	26.1 ⁴	45.7
	610			4.1 ¹	9.4 ²	21.4 ³			6.8 ²	13.5 ²	28.0 ³			8.8 ²	16.7 ³	32.6 ³			9.9 ²	19.4 ³	38.6 ³
4.40	305		2.1 ²	8.4 ²	13.3 ³	23.7 ³		4.0 ²	11.4 ³	17.4 ³	29.8 ⁴	0.5 ²	5.3 ³	13.8 ³	20.9 ³	34.9	1.0 ²	6.0 ³	15.7 ³	24.3 ⁴	40.8
	406			5.8 ²	10.5 ²	20.8 ³		0.9 ²	8.4 ²	14.3 ³	26.7 ³		1.8 ²	10.5 ²	17.4 ³	31.3 ³		2.3 ²	12.1 ³	20.4 ³	36.8 ⁴
	610			1.3 ¹	5.7 ¹	15.9 ²			3.4 ¹	9.0 ²	21.3 ²			4.8 ¹	11.4 ²	24.9 ³			5.8 ²	13.7 ²	29.8 ³
4.80	305		0.5 ¹	6.0 ²	10.1 ²	19.0 ³		1.9 ²	8.4 ²	13.5 ³	24.3 ³		2.9 ²	10.4 ²	16.4 ³	28.4 ⁴		3.5 ²	12.1 ³	19.3 ³	33.5 ⁴
	406			3.5 ¹	7.4 ²	16.3 ²			5.6 ¹	10.5 ²	21.3 ³			7.2 ²	13.0 ²	24.9 ³			8.5 ²	15.5 ³	29.5 ³
	610				2.8 ¹	11.5 ¹			0.8 ¹	5.4 ¹	16.0 ²			1.6 ¹	7.2 ¹	18.7 ²			2.3 ¹	8.9 ²	22.7 ²
5.20	305			4.1 ¹	7.6 ²	15.3 ²		0.3 ¹	6.1 ²	10.4 ²	19.7 ³		1.0 ¹	7.6 ²	12.7 ²	23.2 ³		1.3 ²	9.0 ²	15.1 ³	27.4 ³
	406			1.7 ¹	5.0 ¹	12.6 ²			3.3 ¹	7.5 ¹	16.8 ²			4.5 ¹	9.5 ²	19.7 ²			5.5 ¹	11.4 ²	23.6 ³
	610				0.6 ¹	8.1 ¹				2.7 ¹	11.8 ¹				3.9 ¹	13.8 ¹				5.2 ¹	17.1 ²
5.60	305			2.5 ¹	5.5 ¹	12.2 ²			4.1 ¹	7.9 ¹	16.0 ²			5.3 ¹	9.8 ²	18.9 ³			6.4 ¹	11.7 ²	22.5 ³
	406			0.2 ¹	3.1 ¹	9.7 ¹			1.6 ¹	5.2 ¹	13.3 ²			2.4 ¹	6.7 ¹	15.5 ²			3.1 ¹	8.2 ¹	18.8 ²
	610					5.4 ¹				0.5 ¹	8.5 ¹				1.4 ¹	9.9 ¹				2.2 ¹	12.5 ¹
6.00	305			1.3 ¹	3.9 ¹	9.8 ¹			2.6 ¹	5.9 ¹	13.0 ²			3.5 ¹	7.4 ¹	15.3 ²			4.3 ¹	8.9 ²	18.4 ²
	406				1.5 ¹	7.4 ¹			0.1 ¹	3.3 ¹	10.4 ¹			0.7 ¹	4.4 ¹	12.2 ¹			1.1 ¹	5.6 ¹	14.9 ²
	610					3.2 ¹					5.8 ¹				6.8 ¹						8.9 ¹

¹ Deflection meets L/120 ³ Deflection meets L/360

² Deflection meets L/240 ⁴ Deflection meets L/600

If no note, deflection meets L/720

COMBINED AXIAL AND LATERAL LOAD TABLE

Limiting Factored Axial Compressive Resistance Per Stud (kN)

2.00 kPa Factored Lateral Load

Wall Height (m)	Stud Spacing (mm)	400S162					400S200					400S250					400S300				
		230 MPa		345 MPa			230 MPa		345 MPa			230 MPa		345 MPa			230 MPa		345 MPa		
		33	43	54	68	97	33	43	54	68	97	33	43	54	68	97	33	43	54	68	97
2.40	305	7.4	12.7	24.1	34.0	53.4	9.4	16.6	31.0	42.9	65.6	10.6	18.9	34.0	49.1	75.7	11.4	19.6	35.1	51.4	82.6
	406	5.3	10.5	22.0	31.8	51.3	7.1	14.2	28.6	40.5	63.4	8.3	16.5	31.6	46.5	73.2	9.1	17.1	32.7	48.9	80.0
	610	1.4 ³	6.4 ⁴	18.0	27.6	47.3	2.9 ³	9.8	24.1	35.8	59.2	4.0 ⁴	11.7	26.9	41.5	68.3	4.7 ⁴	12.4	28.1	44.0	75.1
2.80	305	4.8 ⁴	9.7	20.2	29.3	47.1	6.5	13.1	26.1	37.0	58.0	7.7	15.4	29.7	43.3	67.0	8.4	16.1	30.5	46.0	74.2
	406	2.3 ³	7.0 ⁴	17.6	26.5	44.4	3.8 ³	10.2 ⁴	23.2	34.0	55.1	4.9 ⁴	12.2	26.5	39.9	63.6	5.5 ⁴	12.9	27.4	42.6	70.9
	610		2.2 ³	12.8 ³	21.3 ⁴	39.3		4.9 ³	17.8 ³	28.3 ⁴	49.7		6.4 ³	20.7 ⁴	33.6	57.4	0.2 ³	7.1 ³	21.7 ⁴	36.3	64.4
3.20	305	2.3 ³	6.7 ³	16.1 ⁴	24.2	40.1	3.7 ³	9.6 ⁴	21.1	30.8	49.7	4.7 ³	11.6	24.6	36.4	57.5	5.4 ³	12.3	25.6	39.6	65.3
	406		3.7 ³	13.1 ³	20.9 ⁴	37.0	0.6 ³	6.3 ³	17.7 ³	27.3	46.3	1.5 ³	8.0 ³	20.9 ⁴	32.5	53.5	2.1 ³	8.6 ⁴	21.9 ⁴	35.6	61.2
	610			7.8 ²	15.1 ³	31.2 ³		0.4 ²	11.7 ³	20.9 ³	40.0 ⁴		1.5 ³	14.3 ³	25.3 ³	46.3		1.9 ³	15.4 ³	28.2 ⁴	53.5
3.60	305		3.9 ³	12.2 ³	19.0 ³	33.1	1.1 ²	6.3 ³	16.3 ³	24.7 ⁴	41.3	1.9 ³	8.0 ³	19.6 ⁴	29.4	48.0	2.5 ³	8.7 ³	20.6 ⁴	32.7	55.5
	406		0.6 ²	9.0 ²	15.6 ³	29.6 ³		2.7 ²	12.7 ³	20.9 ³	37.6 ⁴		4.0 ³	15.6 ³	25.2 ³	43.7		4.6 ³	16.6 ³	28.2 ⁴	50.9
	610			3.5 ¹	9.6 ²	23.5 ³			6.6 ²	14.3 ²	31.0 ³			8.6 ²	17.7 ³	35.9 ³			9.5 ²	20.3 ³	42.5 ⁴
4.00	305		1.4 ²	8.7 ²	14.4 ³	26.5 ³		3.4 ²	12.0 ³	19.0 ³	33.5 ⁴		4.7 ³	14.7 ³	23.0 ³	39.1		5.3 ³	16.1 ³	26.1 ⁴	45.7
	406			5.5 ²	10.9 ²	23.0 ³			8.5 ²	15.3 ³	29.8 ³		0.6 ²	10.7 ²	18.7 ³	34.7 ³		1.0 ²	11.9 ³	21.5 ³	40.8 ⁴
	610			0.1 ¹	5.0 ¹	16.9 ²			2.3 ¹	8.7 ²	23.1 ²			3.7 ¹	11.3 ²	26.9 ³			4.5 ²	13.5 ²	32.3 ³
4.40	305			5.8 ²	10.5 ²	20.8 ³		0.9 ²	8.4 ²	14.3 ³	26.7 ³		1.8 ²	10.5 ²	17.4 ³	31.3 ³		2.3 ²	12.1 ³	20.4 ³	36.8 ⁴
	406			2.7 ¹	7.2 ¹	17.4 ²			5.0 ¹	10.7 ²	23.0 ³			6.6 ²	13.3 ²	26.9 ³			7.8 ²	15.8 ²	32.0 ³
	610				1.5 ¹	11.6 ¹				4.4 ¹	16.6 ²				6.1 ¹	19.3 ²			0.4 ¹	7.9 ¹	23.7 ²
4.80	305			3.5 ¹	7.4 ²	16.3 ²			5.6 ¹	10.5 ²	21.3 ³			7.2 ²	13.0 ²	24.9 ³			8.5 ²	15.5 ³	29.5 ³
	406			0.5 ¹	4.3 ¹	13.0 ²			2.3 ¹	7.0 ¹	17.7 ²			3.4 ¹	9.0 ²	20.6 ²			4.3 ¹	11.0 ²	24.9 ³
	610					7.4 ¹				1.0 ¹	11.5 ¹				2.2 ¹	13.4 ¹				3.3 ¹	16.8 ²
5.20	305			1.7 ¹	5.0 ¹	12.6 ²			3.3 ¹	7.5 ¹	16.8 ²			4.5 ¹	9.5 ²	19.7 ²			5.5 ¹	11.4 ²	23.6 ³
	406				2.0 ¹	9.5 ¹			0.2 ¹	4.2 ¹	13.4 ¹			0.9 ¹	5.7 ¹	15.7 ²			1.4 ¹	7.1 ¹	19.1 ²
	610					4.2 ¹					7.5 ¹					8.7 ¹					11.4 ¹
5.60	305			0.2 ¹	3.1 ¹	9.7 ¹			1.6 ¹	5.2 ¹	13.3 ²			2.4 ¹	6.7 ¹	15.5 ²			3.1 ¹	8.2 ¹	18.8 ²
	406				0.2 ¹	6.7 ¹				2.0 ¹	10.0 ¹				3.0 ¹	11.7 ¹				4.1 ¹	14.5 ²
	610					1.7 ¹					4.4 ¹					5.0 ¹					7.2 ¹
6.00	305				1.5 ¹	7.4 ¹			0.1 ¹	3.3 ¹	10.4 ¹			0.7 ¹	4.4 ¹	12.2 ¹			1.1 ¹	5.6 ¹	14.9 ²
	406					4.5 ¹				0.2 ¹	7.2 ¹				1.0 ¹	8.4 ¹				1.7 ¹	10.8 ¹
	610										1.9 ¹					2.1 ¹					3.8 ¹

¹ Deflection meets L/120 ³ Deflection meets L/360

² Deflection meets L/240 ⁴ Deflection meets L/600

If no note, deflection meets L/720

COMBINED AXIAL AND LATERAL LOAD TABLE

Limiting Factored Axial Compressive Resistance Per Stud (kN)

2.50 kPa Factored Lateral Load

Wall Height (m)	Stud Spacing (mm)	400S162					400S200					400S250					400S300				
		230 MPa		345 MPa			230 MPa		345 MPa			230 MPa		345 MPa			230 MPa		345 MPa		
		33	43	54	68	97	33	43	54	68	97	33	43	54	68	97	33	43	54	68	97
2.40	305	5.8	11.0	22.5	32.4	51.8	7.7	14.8	29.2	41.0	64.0	8.9	17.1	32.1	47.1	73.8	9.7	17.7	33.3	49.5	80.7
	406	3.3 ⁴	8.4	20.0	29.7	49.3	5.0 ⁴	12.0	26.3	38.1	61.3	6.1	14.1	29.2	43.9	70.7	6.9	14.7	30.4	46.4	77.5
	610		3.6 ³	15.2 ⁴	24.6	44.4		6.6 ⁴	21.0	32.6	56.1	1.0 ³	8.4 ⁴	23.6	37.9	64.7	1.6 ³	9.0	24.8	40.4	71.5
2.80	305	2.9 ³	7.7 ⁴	18.2	27.2	45.1	4.4 ³	10.9	23.9	34.7	55.8	5.5 ⁴	13.0	27.3	40.7	64.5	6.2 ⁴	13.7	28.2	43.4	71.7
	406		4.5 ³	15.1 ³	23.8	41.8	1.2 ³	7.5 ³	20.4 ⁴	31.1	52.4	2.2 ³	9.3 ⁴	23.5	36.7	60.5	2.8 ³	9.9 ⁴	24.5	39.4	67.6
	610			9.4 ³	17.7 ³	35.8 ⁴		1.2 ³	14.0 ³	24.3 ³	45.9		2.5 ³	16.7 ³	29.3 ⁴	53.0		3.0 ³	17.7 ³	31.8	59.9
3.20	305	0.2 ²	4.4 ³	13.9 ³	21.7 ⁴	37.7	1.3 ³	7.1 ³	18.5 ⁴	28.1	47.1	2.3 ³	8.9 ³	21.8 ⁴	33.4	54.5	2.9 ³	9.5 ⁴	22.8	36.6	62.2
	406		0.9 ²	10.4 ³	17.9 ³	34.0 ⁴		3.2 ³	14.6 ³	24.0 ³	43.1		4.6 ³	17.5 ³	28.8 ⁴	49.8		5.2 ³	18.6 ³	31.8	57.2
	610			4.2 ²	11.2 ²	27.2 ³			7.7 ²	16.6 ³	35.7 ³			9.9 ²	20.5 ³	41.3 ⁴			10.9 ³	23.1 ³	48.2 ⁴
3.60	305		1.4 ²	9.8 ³	16.4 ³	30.5 ⁴		3.6 ²	13.6 ³	21.8 ³	38.5		5.0 ³	16.5 ³	26.2 ⁴	44.7		5.6 ³	17.6 ³	29.3 ⁴	52.0
	406			6.2 ²	12.5 ²	26.5 ³			9.5 ²	17.5 ³	34.2 ³		0.4 ²	12.0 ³	21.3 ³	39.7 ⁴		0.8 ²	13.0 ³	24.1 ³	46.5
	610				5.6 ¹	19.4 ²			2.5 ¹	9.9 ²	26.5 ³			4.0 ²	12.8 ²	30.7 ³			4.8 ²	15.0 ²	36.8 ³
4.00	305			6.3 ²	11.8 ²	23.8 ³		0.6 ²	9.3 ²	16.2 ³	30.7 ³		1.6 ²	11.6 ³	19.7 ³	35.7 ⁴		2.0 ²	12.9 ³	22.6 ³	42.0 ⁴
	406			2.7 ¹	7.9 ²	19.8 ²			5.3 ²	11.9 ²	26.3 ³			7.0 ²	14.8 ²	30.6 ³			8.0 ²	17.3 ³	36.4 ³
	610				1.2 ¹	12.9 ¹				4.4 ¹	18.7 ²				6.4 ¹	21.7 ²				8.1 ²	26.6 ²
4.40	305			3.4 ¹	8.0 ²	18.3 ²			5.8 ²	11.5 ²	23.9 ³			7.5 ²	14.3 ²	27.9 ³			8.8 ²	16.9 ³	33.2 ³
	406				4.2 ¹	14.4 ²			1.9 ¹	7.4 ¹	19.7 ²			3.1 ¹	9.6 ²	22.9 ²			3.9 ¹	11.7 ²	27.7 ³
	610					7.7 ¹				0.3 ¹	12.3 ¹				1.5 ¹	14.3 ¹				2.6 ¹	18.1 ²
4.80	305			1.2 ¹	5.0 ¹	13.8 ²			3.1 ¹	7.9 ¹	18.5 ²			4.3 ¹	10.0 ²	21.7 ³			5.3 ¹	12.1 ²	26.0 ³
	406				1.4 ¹	10.1 ¹				3.9 ¹	14.4 ¹				5.5 ¹	16.8 ²			0.5 ¹	7.0 ¹	20.7 ²
	610					3.7 ¹					7.4 ¹				8.6 ¹						11.5 ¹
5.20	305				2.7 ¹	10.3 ¹			0.9 ¹	5.0 ¹	14.2 ²			1.7 ¹	6.6 ¹	16.6 ²			2.4 ¹	8.2 ¹	20.2 ²
	406					6.7 ¹				1.2 ¹	10.3 ¹				2.3 ¹	12.0 ¹				3.3 ¹	15.1 ²
	610					0.7 ¹					3.7 ¹				4.2 ¹						6.4 ¹
5.60	305				0.9 ¹	7.4 ¹				2.7 ¹	10.8 ¹				3.9 ¹	12.6 ¹			0.1 ¹	5.1 ¹	15.5 ²
	406					4.1 ¹					7.0 ¹				8.2 ¹					0.5 ¹	10.7 ¹
	610										0.7 ¹				0.7 ¹						2.4 ¹
6.00	305					5.2 ¹				1.0 ¹	8.0 ¹				1.8 ¹	9.3 ¹				2.6 ¹	11.8 ¹
	406					2.0 ¹					4.4 ¹				5.1 ¹						7.1 ¹
	610																				

¹ Deflection meets L/120 ³ Deflection meets L/360

² Deflection meets L/240 ⁴ Deflection meets L/600

If no note, deflection meets L/720

COMBINED AXIAL AND LATERAL LOAD TABLE

Limiting Factored Axial Compressive Resistance Per Stud (kN)

3.00 kPa Factored Lateral Load

Wall Height (m)	Stud Spacing (mm)	400S162					400S200					400S250					400S300					
		230 MPa		345 MPa			230 MPa		345 MPa			230 MPa		345 MPa			230 MPa		345 MPa			
		33	43	54	68	97	33	43	54	68	97	33	43	54	68	97	33	43	54	68	97	
2.40	305	4.3 ⁴	9.5	21.0	30.7	50.3	6.0	13.1	27.5	39.3	62.3	7.2	15.2	30.4	45.2	71.9	8.0	15.9	31.5	47.6	78.8	
	406	1.4 ³	6.4 ⁴	18.0	27.6	47.3	2.9 ³	9.8	24.1	35.8	59.2	4.0 ⁴	11.7	26.9	41.5	68.3	4.7 ⁴	12.4	28.1	44.0	75.1	
	610		0.8 ³	12.5 ³	21.7 ⁴	41.6		3.6 ³	17.9 ⁴	29.4	53.1		5.2 ³	20.5 ⁴	34.5	61.2		5.7 ⁴	21.7	37.0	68.0	
2.80	305	1.1 ³	5.8 ³	16.3 ⁴	25.1	43.1	2.5 ³	8.8 ⁴	21.8	32.5	53.7	3.5 ³	10.7	25.0	38.3	62.0	4.2 ³	11.4	26.0	41.0	69.2	
	406		2.2 ³	12.8 ³	21.3 ⁴	39.3		4.9 ³	17.8 ³	28.3 ⁴	49.7		6.4 ³	20.7 ⁴	33.6	57.4	0.2 ³	7.1 ³	21.7 ⁴	36.3	64.4	
	610			6.3 ²	14.3 ³	32.4 ³			10.5 ³	20.6 ³	42.2 ⁴			12.9 ³	25.1 ³	48.7			13.9 ³	27.6 ⁴	55.5	
3.20	305		2.2 ³	11.7 ³	19.4 ³	35.4		4.7 ³	16.1 ³	25.6 ⁴	44.7		6.3 ³	19.2 ³	30.6	51.6	0.5 ³	6.9 ³	20.2 ⁴	33.7	59.2	
	406			7.8 ²	15.1 ³	31.2 ³		0.4 ²	11.7 ³	20.9 ³	40.0 ⁴		1.5 ³	14.3 ³	25.3 ³	46.3		1.9 ³	15.4 ³	28.2 ⁴	53.5	
	610			0.9 ¹	7.6 ²	23.5 ³			4.0 ²	12.6 ²	31.7 ³			5.7 ²	16.0 ³	36.6 ³			6.6 ²	18.4 ³	43.2 ³	
3.60	305			7.6 ²	14.0 ³	28.0 ³		1.1 ²	11.1 ³	19.1 ³	35.9 ⁴		2.2 ²	13.7 ³	23.2 ³	41.6		2.7 ³	14.8 ³	26.1 ³	48.7	
	406			3.5 ¹	9.6 ²	23.5 ³			6.6 ²	14.3 ²	31.0 ³			8.6 ²	17.7 ³	35.9 ³			9.5 ²	20.3 ³	42.5 ⁴	
	610				2.0 ¹	15.6 ²				5.8 ¹	22.4 ²				8.2 ²	25.9 ³			0.4 ¹	10.1 ²	31.5 ³	
4.00	305			4.1 ¹	9.4 ²	21.4 ³			6.8 ²	13.5 ²	28.0 ³			8.8 ²	16.7 ³	32.6 ³			9.9 ²	19.4 ³	38.6 ³	
	406			0.1 ¹	5.0 ¹	16.9 ²			2.3 ¹	8.7 ²	23.1 ²			3.7 ¹	11.3 ²	26.9 ³			4.5 ²	13.5 ²	32.3 ³	
	610					9.2 ¹				0.5 ¹	14.6 ¹				1.9 ¹	16.9 ²				3.2 ¹	21.3 ²	
4.40	305			1.3 ¹	5.7 ¹	15.9 ²			3.4 ¹	9.0 ²	21.3 ²			4.8 ¹	11.4 ²	24.9 ³			5.8 ²	13.7 ²	29.8 ³	
	406				1.5 ¹	11.6 ¹			4.4 ¹	16.6 ²				6.1 ¹	19.3 ²			0.4 ¹	7.9 ¹	23.7 ²		
	610					4.2 ¹				8.4 ¹					9.7 ¹						13.1 ¹	
4.80	305				2.8 ¹	11.5 ¹			0.8 ¹	5.4 ¹	16.0 ²			1.6 ¹	7.2 ¹	18.7 ²			2.3 ¹	8.9 ²	22.7 ²	
	406					7.4 ¹				1.0 ¹	11.5 ¹				2.2 ¹	13.4 ¹				3.3 ¹	16.8 ²	
	610					0.4 ¹					3.7 ¹					4.2 ¹					6.7 ¹	
5.20	305				0.6 ¹	8.1 ¹				2.7 ¹	11.8 ¹				3.9 ¹	13.8 ¹					5.2 ¹	17.1 ²
	406					4.2 ¹					7.5 ¹					8.7 ¹						11.4 ¹
	610										0.2 ¹											1.8 ¹
5.60	305					5.4 ¹				0.5 ¹	8.5 ¹				1.4 ¹	9.9 ¹					2.2 ¹	12.5 ¹
	406					1.7 ¹					4.4 ¹					5.0 ¹						7.2 ¹
	610																					
6.00	305					3.2 ¹					5.8 ¹					6.8 ¹						8.9 ¹
	406										1.9 ¹					2.1 ¹						3.8 ¹
	610																					

¹ Deflection meets L/120 ³ Deflection meets L/360

² Deflection meets L/240 ⁴ Deflection meets L/600

If no note, deflection meets L/720

COMBINED AXIAL AND LATERAL LOAD TABLE

Limiting Factored Axial Compressive Resistance Per Stud (kN)

3.50 kPa Factored Lateral Load

Wall Height (m)	Stud Spacing (mm)	400S162					400S200					400S250					400S300					
		230 MPa		345 MPa			230 MPa		345 MPa			230 MPa		345 MPa			230 MPa		345 MPa			
		33	43	54	68	97	33	43	54	68	97	33	43	54	68	97	33	43	54	68	97	
2.40	305	2.8 ³	7.9	19.5	29.2	48.8	4.4 ⁴	11.4	25.8	37.5	60.7	5.6	13.5	28.6	43.3	70.1	6.3	14.1	29.8	45.8	76.9	
	406		4.5 ³	16.1 ⁴	25.6	45.4	0.9 ³	7.7 ⁴	22.0	33.6	57.1	2.0 ³	9.5	24.7	39.1	65.9	2.6 ⁴	10.1	25.9	41.6	72.7	
	610			9.9 ³	19.0 ³	38.9		0.7 ³	15.0 ³	26.3 ⁴	50.2		2.1 ³	17.4 ³	31.2	57.9		2.6 ³	18.6 ⁴	33.6	64.6	
2.80	305		3.9 ³	14.5 ³	23.2 ⁴	41.2	0.6 ³	6.8 ³	19.7 ⁴	30.4	51.7	1.6 ³	8.5 ⁴	22.8	35.9	59.7	2.2 ³	9.2 ⁴	23.8	38.6	66.8	
	406			10.5 ³	18.9 ³	37.0 ⁴		2.4 ³	15.2 ³	25.6 ⁴	47.1		3.8 ³	18.0 ³	30.7 ⁴	54.4		4.3 ³	19.0 ⁴	33.3	61.4	
	610			3.3 ²	11.1 ²	29.2 ³			7.2 ²	17.1 ³	38.8 ³			9.3 ³	21.2 ³	44.7 ⁴			10.3 ³	23.6 ³	51.3	
3.20	305		0.2 ²	9.7 ³	17.2 ³	33.3 ⁴		2.5 ³	13.9 ³	23.2 ³	42.3		3.8 ³	16.7 ³	27.9 ⁴	48.9		4.4 ³	17.7 ³	30.9 ⁴	56.3	
	406			5.4 ²	12.5 ²	28.5 ³			9.0 ²	18.0 ³	37.1 ³			11.3 ³	22.1 ³	42.9 ⁴			12.3 ³	24.8 ³	49.9	
	610				4.2 ¹	20.0 ²			0.5 ¹	8.8 ²	27.9 ³			1.8 ²	11.8 ²	32.2 ³			2.7 ²	13.9 ²	38.4 ³	
3.60	305			5.5 ²	11.7 ²	25.7 ³			8.8 ²	16.6 ³	33.4 ³			11.1 ²	20.4 ³	38.7 ⁴			12.1 ³	23.1 ³	45.5 ⁴	
	406			1.0 ¹	6.9 ²	20.7 ²			3.8 ¹	11.3 ²	28.0 ³			5.5 ²	14.4 ²	32.4 ³			6.3 ²	16.7 ³	38.6 ³	
	610					12.1 ¹				2.0 ¹	18.5 ²				3.9 ¹	21.3 ²				5.5 ²	26.6 ²	
4.00	305			2.0 ¹	7.1 ¹	19.1 ²			4.5 ¹	11.1 ²	25.5 ³			6.2 ²	13.9 ²	29.6 ³			7.1 ²	16.3 ²	35.3 ³	
	406				2.4 ¹	14.2 ²				5.8 ¹	20.1 ²			0.6 ¹	8.0 ²	23.3 ²			1.3 ¹	9.8 ²	28.4 ³	
	610					5.7 ¹					10.8 ¹					12.4 ¹					16.4 ²	
4.40	305				3.5 ¹	13.6 ²			1.2 ¹	6.6 ¹	18.9 ²			2.2 ¹	8.7 ²	22.0 ²			3.0 ¹	10.7 ²	26.6 ³	
	406					8.9 ¹				1.6 ¹	13.7 ¹				3.0 ¹	15.9 ²				4.3 ¹	19.9 ²	
	610					0.9 ¹					4.8 ¹					5.5 ¹					8.4 ¹	
4.80	305				0.8 ¹	9.4 ¹				3.2 ¹	13.7 ¹				4.6 ¹	15.9 ²					6.1 ¹	19.7 ²
	406					4.9 ¹					8.7 ¹					10.1 ¹						13.2 ¹
	610										0.3 ¹					0.2 ¹						2.2 ¹
5.20	305					6.1 ¹				0.5 ¹	9.6 ¹				1.5 ¹	11.2 ¹					2.4 ¹	14.2 ¹
	406					1.8 ¹					4.9 ¹					5.6 ¹						8.0 ¹
	610																					
5.60	305					3.5 ¹					6.4 ¹					7.4 ¹						9.8 ¹
	406										1.9 ¹					2.1 ¹						3.9 ¹
	610																					
6.00	305					1.4 ¹					3.8 ¹					4.4 ¹						6.2 ¹
	406																					0.7 ¹
	610																					

¹ Deflection meets L/120 ³ Deflection meets L/360

² Deflection meets L/240 ⁴ Deflection meets L/600

If no note, deflection meets L/720

COMBINED AXIAL AND LATERAL LOAD TABLE

Limiting Factored Axial Compressive Resistance Per Stud (kN)

0 kPa Factored Lateral Load

Wall Height (m)	Stud Spacing (mm)	600S162					600S200					600S250					600S300				
		230 MPa		345 MPa			230 MPa		345 MPa			230 MPa		345 MPa			230 MPa		345 MPa		
		33	43	54	68	97	33	43	54	68	97	33	43	54	68	97	33	43	54	68	97
2.40	305	16.4	22.5	36.6	48.4	73.7	19.0	28.6	48.8	64.8	101	20.6	30.8	49.9	71.9	118	21.5	31.4	51.8	72.7	126
	406	16.4	22.5	36.6	48.4	73.7	19.0	28.6	48.8	64.8	101	20.6	30.8	49.9	71.9	118	21.5	31.4	51.8	72.7	126
	610	16.4	22.5	36.6	48.4	73.7	19.0	28.6	48.8	64.8	101	20.6	30.8	49.9	71.9	118	21.5	31.4	51.8	72.7	126
2.80	305	16.4	22.5	36.6	48.4	73.7	18.9	28.3	47.9	63.7	99.4	20.4	30.5	49.1	70.5	116	21.2	31.1	51.0	71.4	123
	406	16.4	22.5	36.6	48.4	73.7	18.9	28.2	47.9	63.7	99.4	20.4	30.5	49.1	70.5	116	21.2	31.1	51.0	71.4	123
	610	16.4	22.5	36.6	48.4	73.7	18.9	28.2	47.9	63.7	99.4	20.4	30.5	49.1	70.5	116	21.2	31.1	51.0	71.4	123
3.20	305	16.3	22.5	36.6	48.4	73.7	18.6	27.8	46.8	62.1	96.9	20.1	30.1	48.1	68.8	112	20.9	30.7	49.9	69.9	120
	406	16.3	22.5	36.6	48.4	73.7	18.6	27.8	46.8	62.1	96.9	20.1	30.1	48.1	68.8	112	20.9	30.7	49.9	69.8	120
	610	16.3	22.5	36.6	48.4	73.7	18.6	27.8	46.8	62.1	96.9	20.1	30.1	48.1	68.8	112	20.9	30.7	49.9	69.8	120
3.60	305	16.0	22.2	36.3	48.4	73.7	18.4	27.2	45.3	60.2	93.8	19.8	29.6	46.9	66.8	108	20.6	30.2	48.6	68.2	116
	406	16.0	22.2	36.3	48.4	73.7	18.4	27.2	45.3	60.2	93.8	19.8	29.6	46.9	66.8	108	20.6	30.2	48.6	68.2	116
	610	16.0	22.2	36.3	48.4	73.6	18.4	27.2	45.3	60.2	93.8	19.8	29.6	46.9	66.8	108	20.6	30.2	48.6	68.2	116
4.00	305	15.7	21.8	35.2	47.4	73.7	18.0	26.5	43.5	57.8	90.0	19.4	29.0	45.4	64.5	104	20.1	29.6	47.2	66.3	111
	406	15.7	21.8	35.2	47.4	73.6	18.0	26.5	43.5	57.8	90.0	19.4	29.0	45.4	64.5	104	20.1	29.6	47.2	66.3	111
	610	15.7	21.8	35.2	47.4	73.6	18.0	26.5	43.5	57.8	90.0	19.4	29.0	45.4	64.5	104	20.1	29.6	47.2	66.3	111
4.40	305	15.3	21.2	33.9	45.5	72.1	17.6	25.7	41.5	55.1	85.5	18.9	28.3	44.1	62.0	98.3	19.7	28.9	45.5	64.2	106
	406	15.3	21.2	33.9	45.5	72.1	17.6	25.7	41.5	55.1	85.5	18.9	28.3	44.1	62.0	98.3	19.7	28.9	45.5	64.2	106
	610	15.3	21.2	33.9	45.5	72.1	17.5	25.7	41.5	55.1	85.5	18.9	28.3	44.1	62.0	98.3	19.7	28.9	45.5	64.2	106
4.80	305	14.8	20.5	32.2	43.2	68.3	17.1	24.7	39.2	52.0	80.7	18.4	27.6	42.8	59.4	92.7	19.2	28.2	43.7	62.0	101
	406	14.8	20.5	32.2	43.2	68.3	17.1	24.7	39.2	52.0	80.7	18.4	27.6	42.8	59.4	92.7	19.2	28.2	43.7	62.0	101
	610	14.8	20.5	32.2	43.2	68.3	17.0	24.7	39.2	52.0	80.7	18.4	27.6	42.8	59.3	92.7	19.1	28.2	43.7	62.0	101
5.20	305	14.2	19.7	30.3	40.7	64.1	16.5	23.7	36.7	48.7	75.5	17.8	26.7	41.3	56.7	86.8	18.6	27.4	41.8	59.6	95.7
	406	14.2	19.7	30.3	40.7	64.1	16.5	23.7	36.7	48.7	75.5	17.8	26.7	41.3	56.7	86.8	18.6	27.4	41.8	59.6	95.7
	610	14.2	19.7	30.3	40.7	64.1	16.5	23.7	36.7	48.7	75.5	17.8	26.7	41.2	56.7	86.8	18.6	27.4	41.8	59.6	95.7
5.60	305	13.6	18.9	28.3	38.0	59.6	15.8	22.6	34.2	45.4	70.1	17.1	25.8	39.1	52.8	80.7	17.9	26.5	39.8	56.7	90.6
	406	13.6	18.9	28.3	38.0	59.6	15.8	22.6	34.2	45.4	70.1	17.1	25.8	39.1	52.8	80.7	17.9	26.5	39.8	56.7	90.6
	610	13.6	18.9	28.3	38.0	59.6	15.8	22.6	34.2	45.4	70.1	17.1	25.8	39.1	52.8	80.7	17.9	26.5	39.8	56.7	90.6
6.00	305	12.9	17.9	26.2	35.1	54.9	15.2	21.5	31.6	41.9	64.6	16.5	24.8	37.0	48.8	74.6	17.3	25.6	37.7	53.1	84.4
	406	12.9	17.9	26.2	35.1	54.9	15.2	21.5	31.6	41.9	64.6	16.5	24.8	37.0	48.8	74.6	17.3	25.6	37.7	53.0	84.4
	610	12.9	17.9	26.2	35.1	54.9	15.2	21.4	31.6	41.9	64.6	16.5	24.8	37.0	48.8	74.6	17.3	25.6	37.6	53.0	84.4

¹ Deflection meets L/120 ³ Deflection meets L/360

² Deflection meets L/240 ⁴ Deflection meets L/600

If no note, deflection meets L/720

COMBINED AXIAL AND LATERAL LOAD TABLE

Limiting Factored Axial Compressive Resistance Per Stud (kN)

0.50 kPa Factored Lateral Load

Wall Height (m)	Stud Spacing (mm)	600S162					600S200					600S250					600S300				
		230 MPa		345 MPa			230 MPa		345 MPa			230 MPa		345 MPa			230 MPa		345 MPa		
		33	43	54	68	97	33	43	54	68	97	33	43	54	68	97	33	43	54	68	97
2.40	305	15.1	21.3	35.5	47.2	72.5	17.8	27.2	47.4	63.5	99.8	19.3	29.4	48.6	70.4	117	20.1	30.1	50.5	71.3	125
	406	14.7	20.9	35.1	46.9	72.1	17.4	26.8	47.0	63.0	99.3	18.9	29.0	48.2	70.0	116	19.7	29.6	50.1	70.9	124
	610	13.9	20.1	34.3	46.1	71.4	16.5	25.9	46.1	62.1	98.4	18.0	28.1	47.3	69.0	115	18.8	28.7	49.2	70.0	123
2.80	305	14.6	20.8	35.0	46.8	72.0	17.1	26.4	46.0	61.8	97.4	18.6	28.6	47.3	68.5	113	19.4	29.2	49.1	69.5	121
	406	14.1	20.3	34.5	46.2	71.5	16.5	25.7	45.4	61.1	96.7	18.0	28.0	46.7	67.9	113	18.8	28.6	48.5	68.9	120
	610	12.9	19.2	33.4	45.2	70.4	15.4	24.5	44.1	59.9	95.4	16.8	26.7	45.5	66.6	111	17.6	27.4	47.4	67.6	119
3.20	305	14.0	20.2	34.4	46.1	71.3	16.3	25.3	44.2	59.6	94.2	17.7	27.6	45.7	66.2	109	18.5	28.2	47.5	67.3	117
	406	13.2	19.5	33.7	45.4	70.6	15.6	24.5	43.4	58.7	93.3	17.0	26.7	44.9	65.3	108	17.7	27.4	46.7	66.5	116
	610	11.7	18.0	32.2	44.0	69.1	14.1	22.9	41.7	57.0	91.5	15.4	25.1	43.3	63.5	106	16.2	25.8	45.1	64.8	114
3.60	305	13.1	19.3	33.4	45.4	70.5	15.4	24.0	42.0	56.8	90.2	16.7	26.3	43.7	63.3	104	17.5	27.0	45.5	64.8	112
	406	12.1	18.3	32.4	44.4	69.5	14.4	23.0	40.9	55.7	89.0	15.8	25.3	42.7	62.2	103	16.5	26.0	44.5	63.8	111
	610	10.3	16.5	30.5	42.5	67.4	12.6	21.0	38.8	53.6	86.7	13.8	23.2	40.7	59.9	101	14.6	23.9	42.5	61.6	108
4.00	305	12.0	18.1	31.5	43.5	69.4	14.3	22.5	39.4	53.6	85.3	15.6	24.9	41.4	60.1	98.6	16.4	25.6	43.3	62.1	106
	406	10.9	16.9	30.3	42.3	68.0	13.1	21.3	38.1	52.2	83.9	14.4	23.6	40.2	58.6	97.0	15.2	24.3	42.0	60.7	105
	610	8.7	14.7	28.0	39.9	65.4	10.9	18.8	35.5	49.6	81.0	12.1	21.1	37.7	55.9	93.9	12.9	21.9	39.6	58.1	102
4.40	305	10.9	16.7	29.3	40.7	66.6	13.1	20.8	36.4	49.9	79.8	14.4	23.3	39.2	56.5	92.2	15.1	24.1	40.8	59.0	100
	406	9.6	15.4	27.9	39.2	64.9	11.7	19.4	34.9	48.2	78.0	13.0	21.8	37.6	54.8	90.2	13.7	22.6	39.3	57.3	98.0
	610	7.1	12.8	25.3	36.4	61.6	9.2	16.5	32.0	45.1	74.5	10.3	18.8	34.7	51.5	86.5	11.0	19.7	36.4	54.1	94.3
4.80	305	9.7	15.3	26.9	37.6	61.7	11.8	19.0	33.3	45.8	73.7	13.0	21.6	36.8	52.7	85.3	13.8	22.4	38.0	55.6	93.4
	406	8.2	13.7	25.3	35.8	59.6	10.3	17.4	31.5	44.0	71.6	11.4	19.8	35.0	50.7	83.0	12.2	20.7	36.3	53.6	91.1
	610	5.4 ⁴	10.8	22.3	32.7	55.9	7.4	14.2	28.3	40.5	67.7	8.5	16.4	31.6	46.9	78.7	9.2	17.3	33.0	49.9	86.7
5.20	305	8.4	13.7	24.2	34.2	56.3	10.5	17.2	30.0	41.7	67.4	11.6	19.8	34.2	48.8	78.1	12.4	20.7	35.2	52.0	86.7
	406	6.8	12.0	22.5	32.3	54.1	8.8	15.3	28.1	39.6	65.0	9.9	17.7	32.1	46.5	75.5	10.6	18.7	33.2	49.7	84.1
	610	3.9 ³	8.8 ⁴	19.3	28.8	49.9	5.7 ³	11.9	24.6	35.8	60.6	6.7 ⁴	14.1	28.3	42.3	70.8	7.3 ⁴	15.0	29.5	45.5	79.1
5.60	305	7.2	12.1	21.6	30.7	50.8	9.1	15.3	26.8	37.5	60.9	10.2	17.9	31.0	44.0	70.8	11.0	18.8	32.2	47.9	80.1
	406	5.5 ⁴	10.3	19.8	28.7	48.4	7.3 ⁴	13.3	24.8	35.3	58.4	8.3	15.7	28.8	41.5	68.1	9.0	16.6	30.1	45.3	77.1
	610	2.4 ³	7.0 ³	16.4 ⁴	25.0	44.0	4.1 ³	9.7 ⁴	21.1	31.3	53.8	4.9 ³	11.7 ⁴	24.8	37.1	63.0	5.5 ³	12.7	26.1	40.7	71.7
6.00	305	6.0 ⁴	10.5	19.0	27.3	45.4	7.8	13.5	23.7	33.4	54.6	8.9	16.0	28.0	39.3	63.7	9.6	17.0	29.3	43.3	72.7
	406	4.2 ³	8.6 ⁴	17.1	25.2	42.9	5.9 ³	11.4	21.6	31.1	52.0	6.9 ⁴	13.6	25.7	36.8	60.8	7.5 ⁴	14.6	26.9	40.6	69.5
	610	1.1 ²	5.2 ³	13.8 ³	21.5 ⁴	38.4	2.6 ³	7.7 ³	17.9 ⁴	27.1	47.2	3.3 ³	9.5 ³	21.5 ⁴	32.2	55.6	3.8 ³	10.4 ⁴	22.8	35.8	63.8

¹ Deflection meets L/120 ³ Deflection meets L/360

² Deflection meets L/240 ⁴ Deflection meets L/600

If no note, deflection meets L/720

COMBINED AXIAL AND LATERAL LOAD TABLE

Limiting Factored Axial Compressive Resistance Per Stud (kN)

1.00 kPa Factored Lateral Load

Wall Height (m)	Stud Spacing (mm)	600S162					600S200					600S250					600S300				
		230 MPa		345 MPa			230 MPa		345 MPa			230 MPa		345 MPa			230 MPa		345 MPa		
		33	43	54	68	97	33	43	54	68	97	33	43	54	68	97	33	43	54	68	97
2.40	305	13.9	20.1	34.3	46.1	71.4	16.5	25.9	46.1	62.1	98.4	18.0	28.1	47.3	69.0	115	18.8	28.7	49.2	70.0	123
	406	13.1	19.3	33.6	45.4	70.6	15.7	25.0	45.2	61.2	97.5	17.1	27.2	46.4	68.1	114	18.0	27.8	48.3	69.1	122
	610	11.5	17.7	32.1	43.9	69.1	14.0	23.2	43.4	59.4	95.6	15.4	25.4	44.7	66.2	112	16.2	26.1	46.6	67.3	120
2.80	305	12.9	19.2	33.4	45.2	70.4	15.4	24.5	44.1	59.9	95.4	16.8	26.7	45.5	66.6	111	17.6	27.4	47.4	67.6	119
	406	11.8	18.1	32.3	44.1	69.3	14.3	23.3	42.9	58.6	94.1	15.6	25.5	44.3	65.3	110	16.4	26.2	46.2	66.4	118
	610	9.6	15.9	30.2	42.0	67.1	12.1	20.9	40.4	56.1	91.5	13.4	23.0	41.9	62.7	107	14.1	23.8	43.8	63.9	115
3.20	305	11.7	18.0	32.2	44.0	69.1	14.1	22.9	41.7	57.0	91.5	15.4	25.1	43.3	63.5	106	16.2	25.8	45.1	64.8	114
	406	10.3	16.6	30.8	42.5	67.6	12.6	21.3	40.1	55.4	89.8	13.9	23.5	41.7	61.8	105	14.7	24.2	43.6	63.1	112
	610	7.5	13.8	28.0	39.7	64.7	9.8	18.2	36.9	52.1	86.3	11.0	20.3	38.6	58.4	101	11.7	21.1	40.5	59.9	108
3.60	305	10.3	16.5	30.5	42.5	67.4	12.6	21.0	38.8	53.6	86.7	13.8	23.2	40.7	59.9	101	14.6	23.9	42.5	61.6	108
	406	8.5	14.7	28.7	40.6	65.5	10.8	19.0	36.8	51.5	84.4	12.0	21.2	38.7	57.8	98.2	12.7	21.9	40.6	59.5	106
	610	5.2	11.2	25.2	37.0	61.6	7.4	15.3	32.9	47.5	80.1	8.5	17.3	34.9	53.5	93.4	9.2	18.1	36.8	55.4	101
4.00	305	8.7	14.7	28.0	39.9	65.4	10.9	18.8	35.5	49.6	81.0	12.1	21.1	37.7	55.9	93.9	12.9	21.9	39.6	58.1	102
	406	6.7	12.6	25.9	37.6	62.8	8.8	16.5	33.1	47.0	78.2	9.9	18.7	35.3	53.2	90.9	10.7	19.5	37.2	55.5	98.5
	610	2.9 ³	8.6 ⁴	21.8	33.2	58.0	4.9 ⁴	12.2	28.6	42.3	72.9	5.8 ⁴	14.1	30.8	48.1	85.2	6.5	15.0	32.7	50.5	92.7
4.40	305	7.1	12.8	25.3	36.4	61.6	9.2	16.5	32.0	45.1	74.5	10.3	18.8	34.7	51.5	86.5	11.0	19.7	36.4	54.1	94.3
	406	4.8 ⁴	10.4	22.8	33.7	58.5	6.8 ⁴	13.9	29.2	42.2	71.3	7.8	16.0	31.9	48.4	83.0	8.5	16.9	33.6	51.0	90.7
	610	0.6 ³	5.9 ³	18.2 ⁴	28.8	52.8	2.5 ³	9.1 ⁴	24.1	36.8	65.1	3.2 ³	10.9 ⁴	26.7	42.5	76.3	3.8 ³	11.7	28.4	45.3	83.9
4.80	305	5.4 ⁴	10.8	22.3	32.7	55.9	7.4	14.2	28.3	40.5	67.7	8.5	16.4	31.6	46.9	78.7	9.2	17.3	33.0	49.9	86.7
	406	3.0 ³	8.1 ⁴	19.6	29.7	52.4	4.8 ³	11.3	25.2	37.3	64.0	5.7 ⁴	13.3	28.4	43.4	74.7	6.4 ⁴	14.2	29.9	46.4	82.6
	610		3.3 ³	14.6 ³	24.3 ⁴	46.1	0.2 ³	6.1 ³	19.8 ³	31.4	57.2	0.8 ³	7.7 ³	22.6 ⁴	36.9	67.4	1.2 ³	8.5 ³	24.1 ⁴	39.8	75.0
5.20	305	3.9 ³	8.8 ⁴	19.3	28.8	49.9	5.7 ³	11.9	24.6	35.8	60.6	6.7 ⁴	14.1	28.3	42.3	70.8	7.3 ⁴	15.0	29.5	45.5	79.1
	406	1.3 ³	6.0 ³	16.4 ⁴	25.7	46.2	3.0 ³	8.8 ³	21.4 ⁴	32.4	56.7	3.7 ³	10.7 ⁴	24.8	38.4	66.5	4.3 ³	11.6 ⁴	26.1	41.6	74.5
	610		1.0 ²	11.3 ³	20.0 ³	39.5 ⁴		3.3 ³	15.7 ³	26.2 ³	49.5		4.7 ³	18.6 ³	31.5 ⁴	58.6		5.5 ³	19.9 ³	34.5 ⁴	66.2
5.60	305	2.4 ³	7.0 ³	16.4 ⁴	25.0	44.0	4.1 ³	9.7 ⁴	21.1	31.3	53.8	4.9 ³	11.7 ⁴	24.8	37.1	63.0	5.5 ³	12.7	26.1	40.7	71.7
	406		4.0 ³	13.5 ³	21.8 ³	40.2	1.2 ²	6.5 ³	17.8 ³	27.8 ⁴	49.6	1.9 ³	8.2 ³	21.1 ⁴	33.1	58.5	2.3 ³	9.0 ³	22.5 ⁴	36.6	66.8
	610			8.3 ²	16.1 ³	33.3 ³		0.9 ²	12.1 ³	21.5 ³	42.3 ⁴		1.9 ²	14.7 ³	26.0 ³	50.4		2.6 ³	16.0 ³	29.2 ³	58.0
6.00	305	1.1 ²	5.2 ³	13.8 ³	21.5 ⁴	38.4	2.6 ³	7.7 ³	17.9 ⁴	27.1	47.2	3.3 ³	9.5 ³	21.5 ⁴	32.2	55.6	3.8 ³	10.4 ⁴	22.8	35.8	63.8
	406		2.2 ²	10.8 ³	18.2 ³	34.5 ⁴		4.4 ³	14.6 ³	23.5 ³	43.0	0.2 ²	5.8 ³	17.7 ³	28.2 ⁴	51.0	0.5 ²	6.7 ³	19.0 ³	31.5 ⁴	58.7
	610			5.6 ²	12.5 ²	27.7 ³			8.9 ²	17.2 ³	35.7 ³			11.2 ²	21.1 ³	42.9 ³		0.1 ²	12.4 ³	24.0 ³	49.8 ⁴

¹ Deflection meets L/120 ³ Deflection meets L/360

² Deflection meets L/240 ⁴ Deflection meets L/600

If no note, deflection meets L/720

COMBINED AXIAL AND LATERAL LOAD TABLE

Limiting Factored Axial Compressive Resistance Per Stud (kN)

1.50 kPa Factored Lateral Load

Wall Height (m)	Stud Spacing (mm)	600S162					600S200					600S250					600S300				
		230 MPa		345 MPa			230 MPa		345 MPa			230 MPa		345 MPa			230 MPa		345 MPa		
		33	43	54	68	97	33	43	54	68	97	33	43	54	68	97	33	43	54	68	97
2.40	305	12.7	18.9	33.2	45.0	70.2	15.3	24.5	44.7	60.8	97.0	16.7	26.7	46.0	67.6	114	17.5	27.4	47.9	68.6	122
	406	11.5	17.7	32.1	43.9	69.1	14.0	23.2	43.4	59.4	95.6	15.4	25.4	44.7	66.2	112	16.2	26.1	46.6	67.3	120
	610	9.1	15.4	29.9	41.7	66.8	11.6	20.6	40.8	56.8	92.9	12.9	22.7	42.2	63.5	109	13.7	23.4	44.1	64.6	117
2.80	305	11.3	17.5	31.8	43.6	68.7	13.7	22.7	42.3	58.0	93.4	15.1	24.8	43.7	64.6	109	15.9	25.5	45.6	65.8	117
	406	9.6	15.9	30.2	42.0	67.1	12.1	20.9	40.4	56.1	91.5	13.4	23.0	41.9	62.7	107	14.1	23.8	43.8	63.9	115
	610	6.5	12.8	27.2	38.9	63.9	8.9	17.4	36.9	52.5	87.7	10.0	19.4	38.5	58.9	103	10.8	20.2	40.4	60.3	111
3.20	305	9.6	15.9	30.1	41.8	66.9	11.9	20.5	39.3	54.6	88.9	13.2	22.7	40.9	60.9	104	13.9	23.4	42.8	62.3	111
	406	7.5	13.8	28.0	39.7	64.7	9.8	18.2	36.9	52.1	86.3	11.0	20.3	38.6	58.4	101	11.7	21.1	40.5	59.9	108
	610	3.6	9.8	24.0	35.7	60.4	5.8	13.8	32.4	47.5	81.3	6.8	15.8	34.2	53.5	95.3	7.5	16.6	36.1	55.2	103
3.60	305	7.7	13.8	27.8	39.7	64.5	9.9	18.0	35.8	50.5	83.3	11.1	20.2	37.7	56.7	97.0	11.8	21.0	39.6	58.5	105
	406	5.2	11.2	25.2	37.0	61.6	7.4	15.3	32.9	47.5	80.1	8.5	17.3	34.9	53.5	93.4	9.2	18.1	36.8	55.4	101
	610	0.6 ³	6.5 ⁴	20.3	31.9	56.1	2.7 ³	10.0	27.4	41.7	73.8	3.5 ⁴	11.8	29.5	47.5	86.6	4.1 ⁴	12.7	31.3	49.6	94.1
4.00	305	5.7	11.5	24.8	36.5	61.6	7.8	15.4	31.9	45.8	76.8	8.9	17.5	34.1	51.9	89.4	9.6	18.3	36.0	54.2	97.0
	406	2.9 ³	8.6 ⁴	21.8	33.2	58.0	4.9 ⁴	12.2	28.6	42.3	72.9	5.8 ⁴	14.1	30.8	48.2	85.2	6.5	15.0	32.7	50.5	92.7
	610		3.1 ³	16.2 ³	27.2	51.2		6.2 ³	22.3 ⁴	35.6	65.5	0.2 ³	7.8 ⁴	24.5	41.1	77.1	0.7 ³	8.7 ⁴	26.3	43.5	84.5
4.40	305	3.7 ³	9.2	21.6	32.5	57.0	5.7 ⁴	12.6	27.9	40.8	69.7	6.6 ⁴	14.7	30.5	46.9	81.3	7.3	15.6	32.3	49.6	88.9
	406	0.6 ³	5.9 ³	18.2 ⁴	28.8	52.8	2.5 ³	9.1 ⁴	24.1	36.8	65.1	3.2 ³	10.9 ⁴	26.7	42.5	76.4	3.8 ³	11.7	28.4	45.3	83.9
	610			12.0 ³	22.1 ³	44.9		2.5 ³	17.2 ³	29.5 ⁴	56.8		3.9 ³	19.6 ³	34.6	67.3		4.7 ³	21.3 ⁴	37.3	74.5
4.80	305	1.8 ³	6.9 ³	18.3 ⁴	28.3	50.8	3.6 ³	9.9 ⁴	23.8	35.7	62.2	4.4 ³	11.9	26.9	41.7	72.8	5.0 ³	12.8	28.4	44.7	80.6
	406		3.3 ³	14.6 ³	24.3 ⁴	46.1	0.2 ³	6.1 ³	19.8 ³	31.4	57.2	0.8 ³	7.7 ³	22.6 ⁴	36.9	67.4	1.2 ³	8.6 ³	24.1 ⁴	39.8	75.0
	610			8.1 ²	17.2 ³	37.7 ³			12.6 ³	23.6 ³	48.3 ⁴		0.2 ³	15.0 ³	28.4 ³	57.6		1.0 ³	16.4 ³	31.1 ⁴	64.7
5.20	305		4.7 ³	15.1 ³	24.2 ⁴	44.4	1.7 ³	7.4 ³	19.9 ⁴	30.8	54.8	2.4 ³	9.1 ³	23.2 ⁴	36.6	64.4	2.8 ³	10.0 ⁴	24.5	39.7	72.4
	406		1.0 ²	11.3 ³	20.0 ³	39.5 ⁴		3.3 ³	15.7 ³	26.2 ³	49.5		4.7 ³	18.6 ³	31.5 ⁴	58.6		5.5 ³	19.9 ³	34.5 ⁴	66.2
	610			4.6 ²	12.7 ²	30.9 ³			8.4 ²	18.2 ³	40.2 ³			10.6 ²	22.6 ³	48.4 ⁴			11.8 ³	25.2 ³	55.3 ⁴
5.60	305		2.7 ²	12.1 ³	20.3 ³	38.4		5.0 ³	16.3 ³	26.1 ⁴	47.7	0.4 ²	6.5 ³	19.4 ³	31.2 ⁴	56.3	0.8 ³	7.4 ³	20.8 ³	34.6	64.5
	406			8.3 ²	16.1 ³	33.3 ³		0.9 ²	12.1 ³	21.5 ³	42.3 ⁴		1.9 ²	14.7 ³	26.0 ³	50.4		2.6 ³	16.0 ³	29.2 ³	58.0
	610			1.6 ¹	8.7 ²	24.7 ³			4.7 ²	13.4 ²	32.9 ³			6.6 ²	17.0 ²	40.0 ³			7.7 ²	19.6 ³	46.7 ³
6.00	305		0.9 ²	9.4 ²	16.7 ³	32.7 ³		2.9 ²	13.1 ³	21.8 ³	41.1 ⁴		4.1 ³	16.0 ³	26.3 ³	48.8		4.9 ³	17.3 ³	29.5 ⁴	56.4
	406			5.6 ²	12.5 ²	27.7 ³			8.9 ²	17.2 ³	35.7 ³			11.2 ²	21.1 ³	42.9 ³		0.1 ²	12.4 ³	24.0 ³	49.8 ⁴
	610				5.3 ¹	19.2 ²			1.6 ¹	9.3 ²	26.4 ²			3.1 ¹	12.2 ²	32.6 ³			4.0 ²	14.4 ²	38.5 ³

¹ Deflection meets L/120 ³ Deflection meets L/360

² Deflection meets L/240 ⁴ Deflection meets L/600

If no note, deflection meets L/720

COMBINED AXIAL AND LATERAL LOAD TABLE

Limiting Factored Axial Compressive Resistance Per Stud (kN)

2.00 kPa Factored Lateral Load

Wall Height (m)	Stud Spacing (mm)	600S162					600S200					600S250					600S300				
		230 MPa		345 MPa			230 MPa		345 MPa			230 MPa		345 MPa			230 MPa		345 MPa		
		33	43	54	68	97	33	43	54	68	97	33	43	54	68	97	33	43	54	68	97
2.40	305	11.5	17.7	32.1	43.9	69.1	14.0	23.2	43.4	59.4	95.6	15.4	25.4	44.7	66.2	112	16.2	26.1	46.6	67.3	120
	406	9.9	16.2	30.6	42.4	67.6	12.4	21.5	41.6	57.7	93.8	13.8	23.6	43.0	64.4	110	14.6	24.3	44.9	65.5	118
	610	6.8	13.1	27.7	39.5	64.6	9.3	18.0	38.1	54.2	90.2	10.5	20.1	39.6	60.7	106	11.2	20.9	41.6	62.0	114
2.80	305	9.6	15.9	30.2	42.0	67.1	12.1	20.9	40.4	56.1	91.5	13.4	23.0	41.9	62.7	107	14.1	23.8	43.8	63.9	115
	406	7.5	13.8	28.2	39.9	65.0	9.9	18.6	38.0	53.7	89.0	11.1	20.6	39.6	60.2	104	11.9	21.4	41.5	61.5	112
	610	3.5	9.7	24.2	35.9	60.8	5.8	14.0	33.4	49.0	83.9	6.8	15.9	35.1	55.2	98.8	7.5	16.8	37.0	56.7	107
3.20	305	7.5	13.8	28.0	39.7	64.7	9.8	18.2	36.9	52.1	86.3	11.0	20.3	38.6	58.4	101	11.7	21.1	40.5	59.9	108
	406	4.9	11.1	25.3	37.0	61.8	7.1	15.3	33.9	49.0	82.9	8.2	17.2	35.7	55.1	97.1	8.9	18.1	37.5	56.7	105
	610		5.9 ⁴	20.2	31.8	56.3	2.0 ⁴	9.6	28.0	42.9	76.4	2.9 ⁴	11.4	29.9	48.8	90.1	3.5	12.3	31.8	50.6	97.5
3.60	305	5.2	11.2	25.2	37.0	61.6	7.4	15.3	32.9	47.5	80.1	8.5	17.3	34.9	53.5	93.4	9.2	18.1	36.8	55.4	101
	406	2.1 ³	8.0	21.9	33.6	57.9	4.2 ⁴	11.7	29.2	43.6	75.8	5.1	13.6	31.2	49.5	88.9	5.7	14.5	33.1	51.5	96.3
	610		2.0 ³	15.8 ⁴	27.1	50.9		5.1 ³	22.3 ⁴	36.3	67.8		6.7 ⁴	24.3	41.8	80.2		7.6 ⁴	26.2	43.9	87.5
4.00	305	2.9 ³	8.6 ⁴	21.8	33.2	58.0	4.9 ⁴	12.2	28.6	42.3	72.9	5.8 ⁴	14.1	30.8	48.2	85.2	6.5	15.0	32.7	50.5	92.7
	406		4.9 ³	18.0 ⁴	29.2	53.4	1.3 ³	8.1 ⁴	24.3	37.8	67.9	2.0 ³	9.8 ⁴	26.5	43.4	79.7	2.6 ³	10.7	28.4	45.8	87.1
	610			11.0 ³	21.7 ³	44.9		0.7 ³	16.5 ³	29.5 ⁴	58.6		2.0 ³	18.7 ³	34.5	69.6		2.9 ³	20.4 ⁴	37.0	76.8
4.40	305	0.6 ³	5.9 ³	18.2 ⁴	28.8	52.8	2.5 ³	9.1 ⁴	24.1	36.8	65.1	3.2 ³	10.9 ⁴	26.7	42.5	76.4	3.8 ³	11.7	28.4	45.3	83.9
	406		1.9 ³	14.0 ³	24.3 ⁴	47.5		4.6 ³	19.4 ³	31.8 ⁴	59.5		6.1 ³	21.9 ⁴	37.2	70.2		7.0 ³	23.6 ⁴	39.9	77.6
	610			6.5 ²	16.1 ³	37.9 ³			11.1 ³	22.9 ³	49.2 ⁴			13.2 ³	27.4 ³	59.0			14.8 ³	30.0 ³	65.9
4.80	305		3.3 ³	14.6 ³	24.3 ⁴	46.1	0.2 ³	6.1 ³	19.8 ³	31.4	57.2	0.8 ³	7.7 ³	22.6 ⁴	36.9	67.4	1.2 ³	8.6 ³	24.1 ⁴	39.8	75.0
	406			10.2 ³	19.5 ³	40.4 ⁴		1.4 ³	14.9 ³	26.1 ³	51.1		2.6 ³	17.4 ³	31.1 ⁴	60.7		3.4 ³	18.9 ³	33.9 ⁴	68.0
	610			2.4 ²	11.0 ²	30.3 ³			6.2 ²	16.7 ³	40.3 ³			8.2 ²	20.8 ³	48.8 ³			9.4 ²	23.3 ³	55.4 ⁴
5.20	305		1.0 ²	11.3 ³	20.0 ³	39.5 ⁴		3.3 ³	15.7 ³	26.2 ³	49.5		4.7 ³	18.6 ³	31.5 ⁴	58.6		5.5 ³	19.9 ³	34.5 ⁴	66.2
	406			6.7 ²	15.0 ³	33.6 ³			10.7 ²	20.8 ³	43.2 ³			13.2 ³	25.4 ³	51.7 ⁴			14.4 ³	28.1 ³	58.8
	610				6.4 ²	23.3 ²			2.0 ¹	11.2 ²	32.1 ³			3.6 ²	14.7 ²	39.4 ³			4.6 ²	17.0 ²	45.7 ³
5.60	305			8.3 ²	16.1 ³	33.3 ³		0.9 ²	12.1 ³	21.5 ³	42.3 ⁴		1.9 ²	14.7 ³	26.0 ³	50.4		2.6 ³	16.0 ³	29.2 ³	58.0
	406			3.7 ²	11.0 ²	27.4 ³			7.1 ²	16.0 ²	35.9 ³			9.1 ²	19.9 ³	43.3 ³			10.3 ²	22.6 ³	50.3 ⁴
	610				2.4 ¹	17.1 ²				6.5 ¹	24.8 ²				9.2 ²	31.0 ³			0.4 ¹	11.2 ²	36.8 ³
6.00	305			5.6 ²	12.5 ²	27.7 ³			8.9 ²	17.2 ³	35.7 ³			11.2 ²	21.1 ³	42.9 ³		0.1 ²	12.4 ³	24.0 ³	49.8 ⁴
	406			1.1 ¹	7.6 ²	21.9 ²			3.9 ¹	11.8 ²	29.3 ³			5.6 ²	15.0 ²	35.8 ³			6.7 ²	17.4 ²	42.1 ³
	610					11.8 ¹				2.4 ¹	18.4 ²				4.5 ¹	23.7 ²				6.1 ¹	28.7 ²

¹ Deflection meets L/120 ³ Deflection meets L/360

² Deflection meets L/240 ⁴ Deflection meets L/600

If no note, deflection meets L/720

COMBINED AXIAL AND LATERAL LOAD TABLE

Limiting Factored Axial Compressive Resistance Per Stud (kN)

2.50 kPa Factored Lateral Load

Wall Height (m)	Stud Spacing (mm)	600S162					600S200					600S250					600S300				
		230 MPa		345 MPa			230 MPa		345 MPa			230 MPa		345 MPa			230 MPa		345 MPa		
		33	43	54	68	97	33	43	54	68	97	33	43	54	68	97	33	43	54	68	97
2.40	305	10.3	16.6	31.0	42.8	67.9	12.8	21.9	42.1	58.1	94.2	14.2	24.0	43.4	64.8	111	15.0	24.7	45.4	66.0	119
	406	8.3	14.6	29.1	40.9	66.1	10.8	19.7	39.9	55.9	92.0	12.1	21.8	41.3	62.5	108	12.9	22.6	43.2	63.7	116
	610	4.5	10.9	25.5	37.3	62.4	6.9	15.5	35.6	51.6	87.5	8.0	17.5	37.2	58.0	103	8.8	18.3	39.1	59.4	111
2.80	305	8.0	14.3	28.7	40.5	65.5	10.4	19.1	38.6	54.3	89.6	11.7	21.2	40.2	60.8	105	12.4	22.0	42.1	62.1	113
	406	5.5	11.7	26.2	37.9	62.9	7.8	16.3	35.7	51.3	86.4	8.9	18.3	37.3	57.6	102	9.7	19.1	39.2	59.1	109
	610	0.5 ⁴	6.7	21.3	33.0	57.8	2.8	10.7	30.0	45.5	80.3	3.7	12.5	31.8	51.5	94.8	4.3	13.4	33.7	53.2	102
3.20	305	5.5	11.7	26.0	37.7	62.5	7.8	16.0	34.6	49.8	83.8	8.9	18.0	36.4	55.9	98.0	9.6	18.8	38.3	57.5	106
	406	2.3 ⁴	8.5	22.7	34.3	59.0	4.5	12.4	30.9	45.9	79.6	5.5	14.3	32.7	51.9	93.6	6.1	15.1	34.6	53.6	101
	610		2.3 ³	16.6 ⁴	28.0	52.3		5.6 ⁴	23.8	38.6	71.7		7.2	25.8	44.2	84.9		8.1	27.6	46.1	92.3
3.60	305	2.9 ⁴	8.8	22.7	34.4	58.9	5.0 ⁴	12.6	30.1	44.5	76.9	5.9	14.5	32.1	50.5	90.0	6.6	15.4	34.0	52.5	97.4
	406		4.9 ³	18.8	30.2	54.4	1.2 ³	8.3 ⁴	25.6	39.9	71.8	1.9 ³	10.1	27.7	45.6	84.4	2.5 ⁴	11.0	29.6	47.7	91.8
	610			11.4 ³	22.5 ⁴	45.9		0.5 ³	17.4 ³	31.2 ⁴	62.2		1.8 ³	19.5 ⁴	36.3	74.0		2.7 ³	21.2 ⁴	38.6	81.2
4.00	305	0.2 ³	5.8 ³	18.9 ⁴	30.1	54.5	2.2 ³	9.1 ⁴	25.3	38.9	69.1	3.0 ³	10.9	27.6	44.5	81.1	3.5 ⁴	11.8	29.4	47.0	88.5
	406		1.4 ³	14.4 ³	25.3 ⁴	49.1		4.3 ³	20.3 ⁴	33.5	63.1		5.8 ³	22.5 ⁴	38.9	74.6		6.7 ⁴	24.3	41.3	81.9
	610			6.2 ²	16.5 ³	39.1 ³			11.2 ³	23.8 ³	52.1 ⁴			13.2 ³	28.4 ³	62.6			14.8 ³	30.8 ⁴	69.5
4.40	305		2.8 ³	15.0 ³	25.4 ⁴	48.7		5.7 ³	20.6 ⁴	33.0	60.9	0.1 ³	7.3 ³	23.1 ⁴	38.5	71.7	0.5 ³	8.1 ⁴	24.7	41.2	79.1
	406			10.1 ³	20.1 ³	42.5 ⁴		0.5 ³	15.1 ³	27.2 ³	54.2		1.7 ³	17.4 ³	32.1 ⁴	64.4		2.5 ³	19.0 ³	34.8 ⁴	71.6
	610			1.4 ²	10.6 ²	31.4 ³			5.5 ²	16.8 ³	42.3 ³			7.3 ²	20.8 ³	51.3 ⁴			8.7 ³	23.2 ³	57.9 ⁴
4.80	305		0.1 ²	11.3 ³	20.7 ³	41.7 ⁴		2.5 ³	16.0 ³	27.4 ³	52.6		3.8 ³	18.7 ³	32.5 ⁴	62.3		4.6 ³	20.1 ³	35.3	69.7
	406			6.1 ²	15.1 ³	35.1 ³			10.4 ²	21.2 ³	45.5 ⁴			12.6 ³	25.7 ³	54.6 ⁴			14.0 ³	28.4 ³	61.5
	610				5.3 ²	23.5 ²			0.4 ¹	10.4 ²	33.0 ³			2.0 ²	13.8 ²	40.8 ³			3.1 ²	16.1 ³	47.0 ³
5.20	305			7.8 ²	16.2 ³	35.0 ³			11.9 ³	22.1 ³	44.7 ⁴		0.7 ²	14.5 ³	26.9 ³	53.3		1.4 ³	15.7 ³	29.7 ³	60.6
	406			2.6 ²	10.5 ²	28.2 ³			6.2 ²	15.8 ²	37.4 ³			8.2 ²	19.8 ³	45.3 ³			9.3 ²	22.4 ³	52.0 ⁴
	610				0.6 ¹	16.5 ²				4.9 ¹	24.7 ²				7.6 ²	31.3 ³				9.6 ²	36.9 ³
5.60	305			4.8 ²	12.2 ²	28.8 ³			8.3 ²	17.3 ³	37.4 ³			10.5 ²	21.3 ³	45.0 ³			11.7 ²	24.2 ³	52.1 ⁴
	406				6.5 ¹	22.0 ²			2.5 ¹	11.0 ²	30.1 ³			4.1 ²	14.3 ²	36.9 ³			5.1 ²	16.7 ²	43.3 ³
	610					10.4 ¹				0.2 ¹	17.5 ²				2.1 ¹	23.0 ²				3.7 ¹	28.0 ²
6.00	305			2.2 ¹	8.7 ²	23.3 ²			5.1 ²	13.1 ²	30.9 ³			7.0 ²	16.4 ²	37.5 ³			8.0 ²	19.0 ³	43.9 ³
	406				3.1 ¹	16.6 ²				6.9 ¹	23.6 ²			0.6 ¹	9.5 ²	29.5 ²			1.5 ¹	11.5 ²	35.1 ³
	610					5.3 ¹					11.3 ¹				15.8 ¹						20.0 ²

¹ Deflection meets L/120 ³ Deflection meets L/360

² Deflection meets L/240 ⁴ Deflection meets L/600

If no note, deflection meets L/720

COMBINED AXIAL AND LATERAL LOAD TABLE

Limiting Factored Axial Compressive Resistance Per Stud (kN)

3.00 kPa Factored Lateral Load

Wall Height (m)	Stud Spacing (mm)	600S162					600S200					600S250					600S300				
		230 MPa		345 MPa			230 MPa		345 MPa			230 MPa		345 MPa			230 MPa		345 MPa		
		33	43	54	68	97	33	43	54	68	97	33	43	54	68	97	33	43	54	68	97
2.40	305	9.1	15.4	29.9	41.7	66.8	11.6	20.6	40.8	56.8	92.9	12.9	22.7	42.2	63.5	109	13.7	23.4	44.1	64.6	117
	406	6.8	13.1	27.7	39.5	64.6	9.3	18.0	38.1	54.2	90.2	10.5	20.1	39.6	60.7	106	11.2	20.9	41.6	62.0	114
	610	2.3	8.6	23.4	35.2	60.2	4.6	13.0	33.0	49.0	84.8	5.7	14.9	34.7	55.3	100	6.3	15.8	36.6	56.8	108
2.80	305	6.5	12.8	27.2	38.9	63.9	8.9	17.4	36.9	52.5	87.7	10.0	19.4	38.5	58.9	103	10.8	20.2	40.4	60.3	111
	406	3.5	9.7	24.2	35.9	60.8	5.8	14.0	33.4	49.0	83.9	6.8	15.9	35.1	55.2	98.8	7.5	16.8	37.0	56.7	107
	610		3.9 ⁴	18.5	30.1	54.7		7.5	26.7	42.1	76.6	0.6 ⁴	9.2	28.5	48.0	90.9	1.2	10.1	30.4	49.7	98.4
3.20	305	3.6	9.8	24.0	35.7	60.4	5.8	13.8	32.4	47.5	81.3	6.8	15.8	34.2	53.5	95.3	7.5	16.6	36.1	55.2	103
	406		5.9 ⁴	20.2	31.8	56.3	2.0 ⁴	9.6	28.0	42.9	76.4	2.9 ⁴	11.4	29.9	48.8	90.1	3.5	12.3	31.8	50.6	97.5
	610			13.0 ³	24.3 ⁴	48.4		1.8 ³	19.8 ⁴	34.4	67.1		3.2 ⁴	21.8	39.8	79.9		4.1 ⁴	23.6	41.8	87.3
3.60	305	0.6 ³	6.4 ⁴	20.3	31.9	56.1	2.7 ³	10.0	27.4	41.7	73.8	3.5 ⁴	11.8	29.5	47.5	86.6	4.1 ⁴	12.7	31.3	49.6	94.1
	406		2.0 ³	15.8 ⁴	27.1	50.9		5.1 ³	22.3 ⁴	36.3	67.8		6.7 ⁴	24.3	41.8	80.2		7.6 ⁴	26.2	43.9	87.5
	610			7.3 ³	18.2 ³	41.2 ⁴			12.8 ³	26.3 ³	56.7			14.8 ³	31.1 ⁴	68.0			16.5 ³	33.4 ⁴	75.1
4.00	305		3.1 ³	16.2 ³	27.2	51.2		6.2 ³	22.3 ⁴	35.6	65.5	0.2 ³	7.8 ⁴	24.5	41.1	77.1	0.7 ³	8.7 ⁴	26.3	43.5	84.5
	406			11.0 ³	21.7 ³	44.9		0.7 ³	16.5 ³	29.5 ⁴	58.6		2.0 ³	18.7 ³	34.5	69.6		2.9 ³	20.4 ⁴	37.0	76.8
	610			1.7 ²	11.7 ³	33.5 ³			6.2 ²	18.4 ³	46.1 ³			8.1 ³	22.6 ³	55.9 ⁴			9.6 ³	25.0 ³	62.6
4.40	305			12.0 ³	22.1 ³	44.9		2.5 ³	17.2 ³	29.5 ⁴	56.8		3.9 ³	19.6 ³	34.6	67.3		4.7 ³	21.3 ⁴	37.3	74.5
	406			6.5 ²	16.1 ³	37.9 ³			11.1 ³	22.9 ³	49.2 ⁴			13.2 ³	27.4 ³	59.0			14.8 ³	30.0 ³	65.9
	610				5.5 ²	25.4 ³			0.2 ²	11.1 ²	35.8 ³			1.9 ²	14.6 ³	44.2 ³			3.1 ²	16.9 ³	50.4 ³
4.80	305			8.1 ²	17.2 ³	37.7 ³			12.6 ³	23.6 ³	48.3 ⁴		0.2 ³	15.0 ³	28.4 ³	57.6		1.0 ³	16.4 ³	31.1 ⁴	64.7
	406			2.4 ²	11.0 ²	30.3 ³			6.2 ²	16.7 ³	40.3 ³			8.2 ²	20.8 ³	48.8 ³			9.4 ²	23.3 ³	55.4 ⁴
	610					17.3 ²				4.6 ²	26.3 ²				7.4 ²	33.4 ³				9.4 ²	39.1 ³
5.20	305			4.6 ²	12.7 ²	30.9 ³			8.4 ²	18.2 ³	40.2 ³			10.6 ²	22.6 ³	48.4 ⁴			11.8 ³	25.2 ³	55.3 ⁴
	406				6.4 ²	23.3 ²			2.0 ¹	11.2 ²	32.1 ³			3.6 ²	14.7 ²	39.4 ³			4.6 ²	17.0 ²	45.7 ³
	610					10.3 ¹					18.0 ²				1.1 ¹	23.9 ²				2.7 ¹	28.9 ²
5.60	305			1.6 ¹	8.7 ²	24.7 ³			4.7 ²	13.4 ²	32.9 ³			6.6 ²	17.0 ²	40.0 ³			7.7 ²	19.6 ³	46.7 ³
	406				2.4 ¹	17.1 ²				6.5 ¹	24.8 ²				9.2 ²	31.0 ³			0.4 ¹	11.2 ²	36.8 ³
	610					4.3 ¹					10.8 ¹					15.6 ²					19.9 ²
6.00	305				5.3 ¹	19.2 ²			1.6 ¹	9.3 ²	26.4 ²			3.1 ¹	12.2 ²	32.6 ³			4.0 ²	14.4 ²	38.5 ³
	406					11.8 ¹				2.4 ¹	18.4 ²				4.5 ¹	23.7 ²				6.1 ¹	28.7 ²
	610										4.8 ¹					8.6 ¹					12.0 ¹

¹ Deflection meets L/120 ³ Deflection meets L/360

² Deflection meets L/240 ⁴ Deflection meets L/600

If no note, deflection meets L/720

COMBINED AXIAL AND LATERAL LOAD TABLE

Limiting Factored Axial Compressive Resistance Per Stud (kN)

3.50 kPa Factored Lateral Load

Wall Height (m)	Stud Spacing (mm)	600S162					600S200					600S250					600S300				
		230 MPa		345 MPa			230 MPa		345 MPa			230 MPa		345 MPa			230 MPa		345 MPa		
		33	43	54	68	97	33	43	54	68	97	33	43	54	68	97	33	43	54	68	97
2.40	305	7.9	14.3	28.8	40.6	65.7	10.4	19.3	39.4	55.5	91.5	11.7	21.4	40.9	62.1	108	12.5	22.1	42.8	63.3	116
	406	5.3	11.6	26.2	38.0	63.1	7.7	16.4	36.4	52.4	88.4	8.9	18.3	38.0	58.9	104	9.6	19.1	39.9	60.2	112
	610	0.1	6.5	21.2	33.0	58.0	2.4	10.6	30.5	46.5	82.1	3.3	12.4	32.3	52.7	97.4	3.9	13.3	34.2	54.2	105
2.80	305	5.0	11.2	25.7	37.4	62.4	7.3	15.7	35.1	50.7	85.8	8.4	17.7	36.8	57.0	101	9.1	18.5	38.7	58.5	109
	406	1.5 ⁴	7.7	22.3	34.0	58.8	3.7	11.8	31.1	46.7	81.5	4.7	13.7	32.9	52.8	96.1	5.3	14.5	34.8	54.3	104
	610		1.1 ³	15.7	27.3	51.8		4.4 ⁴	23.4	38.8	73.1		6.0	25.4	44.5	87.0		6.9	27.2	46.3	94.5
3.20	305	1.7 ⁴	7.8	22.1	33.7	58.3	3.9 ⁴	11.7	30.1	45.2	78.8	4.8	13.6	32.0	51.1	92.7	5.5	14.4	33.9	52.8	100
	406		3.5 ⁴	17.8	29.2	53.6		6.9 ⁴	25.2	40.0	73.3	0.3 ³	8.6	27.1	45.7	86.6	0.8 ⁴	9.5	29.0	47.6	94.0
	610			9.6 ³	20.8 ⁴	44.6			15.9 ³	30.3 ⁴	62.7			17.9 ⁴	35.5	75.1		0.2 ³	19.7 ⁴	37.5	82.3
3.60	305		4.2 ³	18.0 ⁴	29.4	53.5	0.4 ³	7.5 ⁴	24.8	39.0	70.8	1.2 ³	9.2	26.9	44.6	83.4	1.7 ³	10.1	28.7	46.7	90.7
	406			12.8 ³	24.0 ⁴	47.6		2.0 ³	19.0 ⁴	32.9	64.0		3.4 ³	21.1 ⁴	38.1	76.0		4.3 ⁴	22.9 ⁴	40.3	83.3
	610			3.4 ²	14.0 ³	36.6 ³			8.4 ³	21.7 ³	51.5 ⁴			10.4 ³	26.2 ³	62.3			12.0 ³	28.4 ⁴	69.2
4.00	305		0.6 ³	13.5 ³	24.4 ⁴	48.0		3.4 ³	19.3 ³	32.5	62.0		4.9 ³	21.5 ⁴	37.8	73.3		5.7 ³	23.3 ⁴	40.2	80.6
	406			7.8 ³	18.2 ³	41.0 ⁴			12.9 ³	25.7 ³	54.3			15.0 ³	30.4 ⁴	64.9			16.7 ³	32.9 ⁴	71.9
	610				7.1 ²	28.3 ³			1.4 ²	13.3 ³	40.3 ³			3.2 ²	17.1 ³	49.6 ³			4.5 ²	19.4 ³	56.0 ⁴
4.40	305			9.2 ³	19.1 ³	41.3 ⁴			14.1 ³	26.1 ³	52.9		0.7 ³	16.4 ³	30.9 ⁴	63.0		1.5 ³	17.9 ³	33.6 ⁴	70.2
	406			3.1 ²	12.4 ²	33.5 ³			7.3 ²	18.7 ³	44.5 ³			9.3 ³	23.0 ³	53.8 ⁴			10.7 ³	25.4 ³	60.5
	610				0.7 ¹	19.7 ²				5.8 ²	29.6 ³				8.8 ²	37.5 ³				10.9 ²	43.3 ³
4.80	305			5.2 ²	14.0 ³	33.9 ³			9.3 ²	20.1 ³	44.2 ³			11.5 ³	24.5 ³	53.1 ⁴			12.8 ³	27.1 ³	60.0
	406				7.1 ²	25.7 ³			2.3 ²	12.5 ²	35.4 ³			4.0 ²	16.1 ²	43.4 ³			5.2 ²	18.4 ³	49.7 ³
	610					11.5 ²					20.1 ²				1.4 ¹	26.5 ²				3.2 ²	31.7 ³
5.20	305			1.7 ¹	9.5 ²	27.0 ³			5.1 ²	14.6 ²	36.0 ³			7.0 ²	18.5 ³	43.8 ³			8.1 ²	21.0 ³	50.4 ³
	406				2.5 ¹	18.7 ²				6.9 ²	27.1 ²				9.9 ²	33.9 ³			0.2 ¹	12.0 ²	39.8 ³
	610					4.5 ¹					11.7 ¹				16.9 ²						21.4 ²
5.60	305				5.5 ¹	20.8 ²			1.5 ¹	9.8 ²	28.7 ³			2.9 ¹	13.0 ²	35.4 ³			3.9 ²	15.3 ²	41.6 ³
	406					12.6 ¹				2.2 ¹	19.8 ²				4.4 ¹	25.6 ²				6.2 ²	30.9 ²
	610										4.7 ¹					8.8 ¹					12.4 ¹
6.00	305				2.1 ¹	15.4 ²				5.7 ¹	22.3 ²				8.2 ²	28.0 ²			0.2 ¹	10.1 ²	33.4 ³
	406					7.4 ¹					13.6 ¹					18.4 ²				1.1 ¹	22.8 ²
	610															1.9 ¹					4.7 ¹

¹ Deflection meets L/120 ³ Deflection meets L/360

² Deflection meets L/240 ⁴ Deflection meets L/600

If no note, deflection meets L/720

COMBINED AXIAL AND LATERAL LOAD TABLE

Limiting Factored Axial Compressive Resistance Per Stud (kN)

0 kPa Factored Lateral Load

Wall Height (m)	Stud Spacing (mm)	800S162				800S200				800S250				800S300			
		230 MPa		345 MPa		230 MPa		345 MPa		230 MPa		345 MPa		230 MPa		345 MPa	
		43	54	68	97	43	54	68	97	43	54	68	97	43	54	68	97
2.40	305	22.1	35.3	46.9	72.6	29.3	50.3	66.5	103	32.1	53.0	76.3	127	32.8	55.2	78.0	139
	406	22.1	35.3	46.9	72.6	29.3	50.3	66.5	103	32.1	53.0	76.3	127	32.8	55.2	78.0	139
	610	22.1	35.3	46.9	72.6	29.3	50.3	66.5	103	32.1	53.0	76.3	127	32.8	55.2	78.0	139
2.80	305	22.1	35.3	46.9	72.6	29.3	50.3	66.5	103	32.0	52.7	75.9	127	32.6	54.8	77.4	138
	406	22.1	35.3	46.9	72.6	29.3	50.3	66.5	103	32.0	52.7	75.9	127	32.6	54.8	77.4	138
	610	22.1	35.3	46.9	72.6	29.3	50.3	66.5	103	32.0	52.7	75.9	127	32.6	54.8	77.4	138
3.20	305	22.1	35.3	46.9	72.6	29.3	50.3	66.5	103	31.8	52.3	75.4	126	32.4	54.3	76.6	136
	406	22.1	35.3	46.9	72.6	29.3	50.3	66.5	103	31.8	52.3	75.4	126	32.4	54.3	76.6	136
	610	22.1	35.3	46.9	72.6	29.3	50.3	66.5	103	31.8	52.3	75.4	126	32.4	54.3	76.6	136
3.60	305	22.1	35.3	46.9	72.6	29.3	50.3	66.5	103	31.6	51.7	74.7	124	32.2	53.6	75.7	134
	406	22.1	35.3	46.9	72.6	29.3	50.3	66.5	103	31.6	51.7	74.7	124	32.2	53.6	75.7	134
	610	22.1	35.3	46.9	72.6	29.3	50.3	66.5	103	31.6	51.7	74.7	124	32.2	53.6	75.7	134
4.00	305	22.1	35.3	46.9	72.6	29.2	50.1	66.5	103	31.3	51.0	73.8	123	31.9	52.8	74.5	131
	406	22.1	35.3	46.9	72.6	29.2	50.1	66.5	103	31.3	51.0	73.8	123	31.9	52.8	74.5	131
	610	22.1	35.3	46.9	72.6	29.2	50.1	66.5	103	31.3	51.0	73.8	123	31.9	52.8	74.5	131
4.40	305	22.1	35.3	46.9	72.6	28.8	49.2	65.5	103	31.0	50.1	72.3	120	31.5	51.9	73.0	128
	406	22.1	35.3	46.9	72.6	28.8	49.2	65.5	103	31.0	50.1	72.3	120	31.5	51.9	73.0	128
	610	22.1	35.3	46.9	72.6	28.8	49.2	65.5	103	31.0	50.1	72.3	120	31.5	51.9	73.0	127
4.80	305	22.1	35.3	46.9	72.6	28.3	47.9	63.9	101	30.5	49.0	70.4	116	31.1	50.8	71.4	124
	406	22.1	35.3	46.9	72.6	28.3	47.9	63.9	101	30.5	49.0	70.4	116	31.1	50.8	71.4	124
	610	22.1	35.3	46.9	72.6	28.3	47.9	63.9	101	30.5	49.0	70.4	116	31.1	50.8	71.4	124
5.20	305	22.1	35.3	46.9	72.6	27.7	46.4	61.9	97.5	30.0	47.8	68.4	112	30.6	49.5	69.7	120
	406	22.1	35.3	46.9	72.6	27.7	46.4	61.9	97.5	30.0	47.8	68.4	112	30.6	49.5	69.7	120
	610	22.1	35.3	46.9	72.6	27.7	46.4	61.9	97.5	30.0	47.8	68.4	112	30.6	49.5	69.7	120
5.60	305	22.1	35.3	46.9	72.6	27.1	44.7	59.6	93.9	29.5	46.4	66.2	108	30.0	48.2	68.0	116
	406	22.1	35.3	46.9	72.6	27.1	44.7	59.6	93.9	29.5	46.4	66.2	108	30.0	48.2	68.0	116
	610	22.1	35.3	46.9	72.6	27.1	44.7	59.6	93.9	29.5	46.4	66.2	108	30.0	48.2	68.0	116
6.00	305	21.9	35.2	46.9	72.6	26.3	42.8	57.1	89.9	28.9	45.1	64.0	103	29.5	46.8	66.2	111
	406	21.9	35.2	46.9	72.6	26.3	42.8	57.1	89.9	28.9	45.1	64.0	103	29.5	46.8	66.2	111
	610	21.9	35.2	46.9	72.6	26.3	42.8	57.1	89.9	28.9	45.1	64.0	103	29.5	46.7	66.1	111

¹ Deflection meets L/120 ³ Deflection meets L/360

² Deflection meets L/240 ⁴ Deflection meets L/600

If no note, deflection meets L/720

COMBINED AXIAL AND LATERAL LOAD TABLE

Limiting Factored Axial Compressive Resistance Per Stud (kN)

0.50 kPa Factored Lateral Load

Wall Height (m)	Stud Spacing (mm)	800S162				800S200				800S250				800S300			
		230 MPa		345 MPa		230 MPa		345 MPa		230 MPa		345 MPa		230 MPa		345 MPa	
		43	54	68	97	43	54	68	97	43	54	68	97	43	54	68	97
2.40	305	21.2	34.5	46.1	71.8	28.4	49.3	65.5	102	31.1	52.0	75.2	126	31.8	54.2	77.0	138
	406	20.9	34.3	45.9	71.6	28.0	49.0	65.2	102	30.8	51.7	74.9	126	31.4	53.9	76.6	137
	610	20.4	33.8	45.4	71.1	27.4	48.3	64.6	101	30.1	51.1	74.2	125	30.8	53.2	76.0	137
2.80	305	20.9	34.2	45.9	71.5	28.0	48.9	65.1	102	30.6	51.4	74.5	125	31.3	53.5	76.0	136
	406	20.5	33.9	45.5	71.2	27.5	48.5	64.7	101	30.1	50.9	74.0	125	30.8	53.0	75.6	135
	610	19.7	33.2	44.8	70.5	26.6	47.6	63.8	100	29.2	50.0	73.1	124	29.9	52.1	74.6	134
3.20	305	20.5	33.9	45.5	71.2	27.5	48.4	64.7	101	30.0	50.5	73.5	124	30.6	52.5	74.8	134
	406	20.0	33.4	45.0	70.7	26.9	47.8	64.1	101	29.4	49.9	72.9	123	30.0	51.9	74.2	133
	610	19.0	32.5	44.1	69.8	25.7	46.7	62.9	99	28.1	48.7	71.6	122	28.8	50.8	73.0	132
3.60	305	20.1	33.5	45.1	70.8	27.0	47.9	64.1	101	29.2	49.4	72.2	122	29.9	51.4	73.3	131
	406	19.4	32.8	44.5	70.2	26.2	47.1	63.4	99.8	28.4	48.7	71.4	121	29.1	50.6	72.5	130
	610	18.1	31.6	43.3	69.0	24.7	45.6	61.8	98.2	26.9	47.2	69.8	119	27.6	49.1	70.9	128
4.00	305	19.6	33.0	44.6	70.3	26.3	47.1	63.5	99.9	28.4	48.1	70.7	119	29.0	50.0	71.5	127
	406	18.7	32.2	43.8	69.5	25.3	46.1	62.5	98.9	27.4	47.2	69.7	118	28.0	49.0	70.5	126
	610	17.1	30.7	42.3	68.0	23.4	44.2	60.5	96.9	25.5	45.3	67.6	116	26.1	47.2	68.5	124
4.40	305	19.0	32.4	44.0	69.7	25.2	45.5	61.8	99.0	27.3	46.6	68.4	115	28.0	48.4	69.3	123
	406	18.0	31.4	43.0	68.7	24.1	44.3	60.6	97.8	26.2	45.4	67.1	114	26.8	47.2	68.1	122
	610	16.0	29.5	41.2	66.8	21.8	41.9	58.2	95.3	23.8	43.2	64.6	111	24.5	45.0	65.8	119
4.80	305	18.3	31.7	43.3	68.9	24.1	43.5	59.4	95.9	26.2	44.8	65.8	111	26.8	46.6	66.9	119
	406	17.1	30.5	42.1	67.7	22.7	42.0	57.9	94.3	24.8	43.4	64.3	109	25.5	45.2	65.5	117
	610	14.8	28.3	39.9	65.4	20.0	39.3	55.1	91.3	22.1	40.7	61.3	106	22.8	42.6	62.7	114
5.20	305	17.6	30.9	42.5	68.1	22.7	41.2	56.6	91.8	24.9	42.8	62.9	106	25.6	44.6	64.4	114
	406	16.2	29.5	41.1	66.6	21.2	39.5	54.9	90.0	23.3	41.2	61.1	104	24.0	43.0	62.7	112
	610	13.5	26.8	38.4	63.8	18.1	36.3	51.6	86.4	20.2	38.1	57.7	100	20.9	39.9	59.4	108
5.60	305	16.8	30.0	41.6	67.0	21.3	38.7	53.5	87.2	23.5	40.6	59.8	101	24.3	42.5	61.8	108
	406	15.1	28.4	39.9	65.3	19.5	36.8	51.5	85.1	21.7	38.8	57.7	98.2	22.4	40.6	59.8	106
	610	12.0	25.3	36.7	61.9	16.1	33.2	47.8	81.0	18.2	35.3	53.8	93.8	19.0	37.2	56.0	102
6.00	305	15.7	29.0	40.5	65.8	19.8	36.0	50.1	82.2	22.1	38.4	56.5	94.8	22.8	40.2	59.0	103
	406	13.9	27.1	38.5	63.7	17.8	34.0	48.0	79.8	20.0	36.4	54.2	92.2	20.8	38.2	56.7	100
	610	10.5	23.5	34.9	59.7	14.1	30.1	43.9	75.3	16.1	32.5	49.9	87.3	16.9	34.3	52.4	95.0

¹ Deflection meets L/120 ³ Deflection meets L/360

² Deflection meets L/240 ⁴ Deflection meets L/600

If no note, deflection meets L/720

COMBINED AXIAL AND LATERAL LOAD TABLE

Limiting Factored Axial Compressive Resistance Per Stud (kN)

1.00 kPa Factored Lateral Load

Wall Height (m)	Stud Spacing (mm)	800S162				800S200				800S250				800S300			
		230 MPa		345 MPa		230 MPa		345 MPa		230 MPa		345 MPa		230 MPa		345 MPa	
		43	54	68	97	43	54	68	97	43	54	68	97	43	54	68	97
2.40	305	20.4	33.8	45.4	71.1	27.4	48.3	64.6	101	30.1	51.1	74.2	125	30.8	53.2	76.0	137
	406	19.8	33.3	44.9	70.6	26.7	47.7	64.0	100	29.4	50.4	73.5	124	30.1	52.6	75.3	136
	610	18.7	32.2	43.9	69.6	25.4	46.4	62.7	99.2	28.1	49.2	72.2	123	28.8	51.3	74.0	134
2.80	305	19.7	33.2	44.8	70.5	26.6	47.6	63.8	100	29.2	50.0	73.1	124	29.9	52.1	74.6	134
	406	19.0	32.5	44.1	69.8	25.7	46.7	63.0	99.4	28.3	49.2	72.1	123	29.0	51.2	73.7	133
	610	17.5	31.1	42.7	68.5	24.0	44.9	61.2	97.7	26.4	47.4	70.2	121	27.2	49.5	71.9	131
3.20	305	19.0	32.5	44.1	69.8	25.7	46.7	62.9	99.4	28.1	48.7	71.6	122	28.8	50.8	73.0	132
	406	18.0	31.5	43.2	68.9	24.6	45.5	61.8	98.2	26.9	47.6	70.3	120	27.6	49.6	71.7	130
	610	16.0	29.7	41.4	67.1	22.2	43.1	59.4	95.9	24.5	45.3	67.8	118	25.2	47.3	69.3	127
3.60	305	18.1	31.6	43.3	69.0	24.7	45.6	61.8	98.2	26.9	47.2	69.8	119	27.6	49.1	70.9	128
	406	16.8	30.4	42.1	67.8	23.2	44.0	60.3	96.7	25.4	45.7	68.2	117	26.0	47.6	69.4	126
	610	14.3	28.0	39.7	65.4	20.3	41.0	57.3	93.7	22.3	42.8	65.0	114	23.1	44.7	66.3	123
4.00	305	17.1	30.7	42.3	68.0	23.4	44.2	60.5	96.9	25.5	45.3	67.6	116	26.1	47.2	68.5	124
	406	15.5	29.1	40.8	66.5	21.6	42.3	58.6	94.9	23.6	43.5	65.6	114	24.3	45.3	66.6	122
	610	12.4	26.2	37.9	63.5	18.0	38.5	54.9	91.1	19.9	39.9	61.6	109	20.6	41.7	62.8	117
4.40	305	16.0	29.5	41.2	66.8	21.8	41.9	58.2	95.3	23.8	43.2	64.6	111	24.5	45.0	65.8	119
	406	14.1	27.7	39.3	64.9	19.6	39.6	55.9	92.8	21.6	40.9	62.2	109	22.3	42.8	63.4	116
	610	10.4	24.1	35.7	61.2	15.4	35.1	51.3	88.0	17.2	36.6	57.5	103	18.0	38.5	58.8	111
4.80	305	14.8	28.3	39.9	65.4	20.0	39.3	55.1	91.3	22.1	40.7	61.3	106	22.8	42.6	62.7	114
	406	12.5	26.1	37.6	63.1	17.5	36.6	52.4	88.4	19.4	38.1	58.4	103	20.2	40.0	59.9	110
	610	8.3	21.9	33.4	58.6	12.6	31.4	47.1	82.7	14.4	33.1	52.9	96.5	15.2	35.0	54.5	104
5.20	305	13.5	26.8	38.4	63.8	18.1	36.3	51.6	86.4	20.2	38.1	57.7	100	20.9	39.9	59.4	108
	406	10.9	24.3	35.8	61.0	15.2	33.3	48.5	83.0	17.2	35.1	54.4	96.4	18.0	37.0	56.2	104
	610	6.0 ⁴	19.4	30.8	55.7	9.8	27.6	42.5	76.5	11.5	29.5	48.1	89.2	12.3	31.3	50.0	96.7
5.60	305	12.0	25.3	36.7	61.9	16.1	33.2	47.8	81.0	18.2	35.3	53.8	93.8	19.0	37.2	56.0	102
	406	9.1	22.3	33.7	58.6	13.0	29.9	44.3	77.1	14.8	32.0	50.1	89.6	15.6	33.8	52.3	97.2
	610	3.7 ³	16.9 ⁴	28.0	52.5	7.1 ⁴	23.7	37.8	69.9	8.7 ⁴	25.7	43.1	81.6	9.4	27.5	45.4	89.0
6.00	305	10.5	23.5	34.9	59.7	14.1	30.1	43.9	75.3	16.1	32.5	49.9	87.3	16.9	34.3	52.4	95.0
	406	7.3 ⁴	20.2	31.4	55.9	10.7	26.5	40.1	71.0	12.5	28.8	45.8	82.6	13.3	30.6	48.3	90.2
	610	1.5 ³	14.2 ³	25.0 ⁴	48.9	4.4 ³	19.9 ⁴	33.1	63.1	5.8 ³	22.1 ⁴	38.2	73.9	6.6 ³	23.8 ⁴	40.8	81.2

¹ Deflection meets L/120 ³ Deflection meets L/360

² Deflection meets L/240 ⁴ Deflection meets L/600

If no note, deflection meets L/720

COMBINED AXIAL AND LATERAL LOAD TABLE

Limiting Factored Axial Compressive Resistance Per Stud (kN)

1.50 kPa Factored Lateral Load

Wall Height (m)	Stud Spacing (mm)	800S162				800S200				800S250				800S300			
		230 MPa		345 MPa		230 MPa		345 MPa		230 MPa		345 MPa		230 MPa		345 MPa	
		43	54	68	97	43	54	68	97	43	54	68	97	43	54	68	97
2.40	305	19.5	33.0	44.6	70.4	26.4	47.4	63.6	100	29.1	50.1	73.2	124	29.8	52.3	75.0	135.5
	406	18.7	32.2	43.9	69.6	25.4	46.4	62.7	99.2	28.1	49.2	72.2	123	28.8	51.3	74.0	134.3
	610	17.0	30.7	42.4	68.2	23.5	44.5	60.8	97.3	26.1	47.2	70.1	121	26.8	49.4	72.0	132.1
2.80	305	18.6	32.1	43.8	69.5	25.3	46.2	62.5	99.0	27.8	48.7	71.6	122	28.5	50.8	73.2	132.8
	406	17.5	31.1	42.7	68.5	24.0	44.9	61.2	97.7	26.4	47.4	70.2	121	27.2	49.5	71.9	131.2
	610	15.2	29.0	40.7	66.5	21.3	42.3	58.7	95.1	23.7	44.8	67.4	118	24.5	46.8	69.1	128.1
3.20	305	17.5	31.1	42.7	68.5	24.0	44.9	61.2	97.6	26.3	47.0	69.7	120	27.0	49.0	71.1	129.5
	406	16.0	29.7	41.4	67.1	22.2	43.1	59.4	95.9	24.5	45.3	67.8	118	25.2	47.3	69.3	127.4
	610	13.0	26.9	38.7	64.4	18.8	39.6	56.0	92.4	21.0	41.8	64.1	114	21.7	43.8	65.7	123.3
3.60	305	16.2	29.8	41.5	67.2	22.5	43.3	59.6	96.0	24.6	45.0	67.4	116	25.3	46.9	68.6	125.4
	406	14.3	28.0	39.7	65.4	20.3	41.0	57.3	93.7	22.3	42.8	65.0	114	23.1	44.7	66.3	122.7
	610	10.6	24.6	36.3	62.0	16.0	36.6	52.9	89.2	17.9	38.4	60.3	109	18.7	40.3	61.7	117.4
4.00	305	14.8	28.4	40.1	65.7	20.7	41.3	57.7	94.0	22.6	42.6	64.6	113	23.4	44.4	65.6	120.5
	406	12.4	26.2	37.9	63.5	18.0	38.5	54.9	91.1	19.9	39.9	61.6	109	20.6	41.7	62.8	117.2
	610	8.0	21.9	33.6	59.1	12.8	33.1	49.4	85.5	14.6	34.6	55.8	103	15.4	36.5	57.2	110.7
4.40	305	13.2	26.8	38.4	64.0	18.5	38.4	54.7	91.6	20.5	39.9	61.0	107	21.2	41.7	62.2	114.9
	406	10.4	24.1	35.7	61.2	15.4	35.1	51.3	88.0	17.2	36.6	57.5	103	18.0	38.5	58.8	110.9
	610	5.2 ⁴	19.0	30.6	55.9	9.3	28.8	44.8	81.1	11.0	30.5	50.6	95.6	11.8	32.3	52.2	103.2
4.80	305	11.4	25.0	36.6	62.0	16.2	35.3	51.0	86.9	18.2	36.9	57.0	101	18.9	38.7	58.5	108.7
	406	8.3	21.9	33.4	58.6	12.6	31.4	47.1	82.7	14.4	33.1	52.9	96.5	15.2	35.0	54.5	104
	610	2.3 ³	15.9 ⁴	27.3	52.3	5.9 ⁴	24.2	39.6	74.6	7.4 ⁴	26.1	45.0	87.6	8.2	27.8	46.8	95.0
5.20	305	9.6	23.0	34.5	59.7	13.9	31.8	46.9	81.3	15.7	33.7	52.8	94.6	16.5	35.5	54.6	102.1
	406	6.0 ⁴	19.4	30.8	55.7	9.8	27.6	42.5	76.5	11.5	29.5	48.1	89.2	12.3	31.3	50.0	96.7
	610		12.7 ³	23.8 ⁴	48.3	2.4 ³	19.7 ⁴	34.2	67.3	3.8 ³	21.7 ⁴	39.3	79.2	4.5 ⁴	23.3	41.4	86.4
5.60	305	7.7 ⁴	20.9	32.2	57.0	11.4	28.3	42.6	75.3	13.2	30.4	48.3	87.5	14.0	32.2	50.6	95.1
	406	3.7 ³	16.9 ⁴	28.0	52.5	7.1 ⁴	23.7	37.8	69.9	8.7 ⁴	25.7	43.1	81.6	9.4	27.5	45.4	89.0
	610		9.5 ³	20.2 ³	44.0		15.3 ³	28.9 ⁴	59.9	0.3 ³	17.3 ³	33.6 ⁴	70.7	1.0 ³	18.9 ³	35.9	77.7
6.00	305	5.7 ³	18.7 ⁴	29.7	54.1	9.0 ⁴	24.7	38.2	69.0	10.8	27.1	43.8	80.4	11.6	28.8	46.4	87.9
	406	1.5 ³	14.2 ³	25.0 ⁴	48.9	4.4 ³	19.9 ⁴	33.1	63.1	5.8 ³	22.1 ⁴	38.2	73.9	6.6 ³	23.8 ⁴	40.8	81.2
	610		6.2 ²	16.5 ³	39.5 ³		11.1 ³	23.7 ³	52.5 ⁴		13.1 ³	28.1 ³	62.2		14.5 ³	30.5 ⁴	69.0

¹ Deflection meets L/120 ³ Deflection meets L/360

² Deflection meets L/240 ⁴ Deflection meets L/600

If no note, deflection meets L/720

COMBINED AXIAL AND LATERAL LOAD TABLE

Limiting Factored Axial Compressive Resistance Per Stud (kN)

2.00 kPa Factored Lateral Load

Wall Height (m)	Stud Spacing (mm)	800S162				800S200				800S250				800S300			
		230 MPa		345 MPa		230 MPa		345 MPa		230 MPa		345 MPa		230 MPa		345 MPa	
		43	54	68	97	43	54	68	97	43	54	68	97	43	54	68	97
2.40	305	18.7	32.2	43.9	69.6	25.4	46.4	62.7	99.2	28.1	49.2	72.2	123	28.8	51.3	74.0	134
	406	17.6	31.2	42.9	68.7	24.2	45.1	61.5	98.0	26.7	47.9	70.8	122	27.5	50.0	72.6	133
	610	15.4	29.2	40.9	66.7	21.6	42.6	59.0	95.5	24.1	45.3	68.1	119	24.8	47.5	70.0	130
2.80	305	17.5	31.1	42.7	68.5	24.0	44.9	61.2	97.7	26.4	47.4	70.2	121	27.2	49.5	71.9	131
	406	15.9	29.7	41.4	67.1	22.2	43.2	59.5	96.0	24.6	45.6	68.4	119	25.3	47.7	70.0	129
	610	12.9	26.9	38.7	64.4	18.7	39.7	56.1	92.6	21.0	42.2	64.6	115	21.8	44.2	66.4	125
3.20	305	16.0	29.7	41.4	67.1	22.2	43.1	59.4	95.9	24.5	45.3	67.8	118	25.2	47.3	69.3	127
	406	14.0	27.8	39.6	65.3	19.9	40.8	57.2	93.6	22.2	43.0	65.4	115	22.9	45.0	66.9	125
	610	10.1	24.2	36.0	61.7	15.4	36.2	52.6	89.0	17.5	38.5	60.5	110	18.3	40.4	62.1	119
3.60	305	14.3	28.0	39.7	65.4	20.3	41.0	57.3	93.7	22.3	42.8	65.0	114	23.1	44.7	66.3	123
	406	11.8	25.7	37.4	63.1	17.4	38.0	54.4	90.7	19.4	39.9	61.8	110	20.1	41.8	63.2	119
	610	7.0	21.2	32.9	58.5	11.8	32.3	48.6	84.8	13.6	34.2	55.7	104	14.4	36.1	57.2	112
4.00	305	12.4	26.2	37.9	63.5	18.0	38.5	54.9	91.1	19.9	39.9	61.6	109	20.6	41.7	62.8	117
	406	9.5	23.3	35.0	60.6	14.5	34.9	51.2	87.3	16.3	36.3	57.7	105	17.1	38.2	59.0	113
	610	3.7 ⁴	17.8	29.4	54.9	7.8	27.9	44.1	80.0	9.4	29.6	50.3	96.7	10.3	31.4	51.7	104
4.40	305	10.4	24.1	35.7	61.2	15.4	35.1	51.3	88.0	17.2	36.6	57.5	103	18.0	38.5	58.8	111
	406	6.9	20.7	32.3	57.7	11.3	30.8	47.0	83.3	13.0	32.5	52.9	98.1	13.8	34.3	54.4	106
	610	0.3 ³	14.2 ⁴	25.6	50.7	3.7 ⁴	22.8	38.6	74.4	5.1 ⁴	24.6	44.1	88.3	5.9	26.3	45.8	96
4.80	305	8.3	21.9	33.4	58.6	12.6	31.4	47.1	82.7	14.4	33.1	52.9	96.5	15.2	35.0	54.5	104
	406	4.2 ⁴	17.9	29.3	54.4	8.1 ⁴	26.6	42.1	77.2	9.7	28.4	47.6	90.6	10.5	30.2	49.3	97.9
	610		10.4 ³	21.6 ⁴	46.2		17.6 ³	32.6	66.9	0.8 ³	19.5 ⁴	37.7	79.2	1.6 ³	21.1 ⁴	39.6	86.4
5.20	305	6.0 ⁴	19.4	30.8	55.7	9.8	27.6	42.5	76.5	11.5	29.5	48.1	89.2	12.3	31.3	50.0	96.7
	406	1.5 ³	14.9 ³	26.1	50.7	4.8 ³	22.2 ⁴	36.9	70.3	6.3 ⁴	24.2	42.2	82.5	7.1 ⁴	25.9	44.2	89.7
	610		6.6 ³	17.4 ³	41.3 ⁴		12.5 ³	26.6 ³	58.9		14.4 ³	31.2 ⁴	69.9		16.0 ³	33.3 ⁴	76.8
5.60	305	3.7 ³	16.9 ⁴	28.0	52.5	7.1 ⁴	23.7	37.8	69.9	8.7 ⁴	25.7	43.1	81.6	9.4	27.5	45.4	89.0
	406		11.8 ³	22.7 ³	46.7	1.7 ³	18.0 ³	31.7 ⁴	63.1	3.0 ³	20.0 ⁴	36.7	74.2	3.7 ³	21.7 ⁴	39.0	81.3
	610		2.8 ²	13.1 ³	36.2 ³		7.7 ³	20.8 ³	50.7 ⁴		9.6 ³	24.9 ³	60.7		11.0 ³	27.1 ³	67.3
6.00	305	1.5 ³	14.2 ³	25.0 ⁴	48.9	4.4 ³	19.9 ⁴	33.1	63.1	5.8 ³	22.1 ⁴	38.2	73.9	6.6 ³	23.8 ⁴	40.8	81.2
	406		8.8 ³	19.2 ³	42.5 ⁴		13.9 ³	26.7 ³	55.9		16.0 ³	31.4 ⁴	66.0	0.5 ³	17.5 ³	33.8 ⁴	73.0
	610			8.9 ²	31.0 ³		3.3 ²	15.3 ³	42.9 ³		5.0 ²	19.0 ³	51.7 ³		6.2 ²	21.2 ³	58.0 ⁴

¹ Deflection meets L/120 ³ Deflection meets L/360

² Deflection meets L/240 ⁴ Deflection meets L/600

If no note, deflection meets L/720

COMBINED AXIAL AND LATERAL LOAD TABLE

Limiting Factored Axial Compressive Resistance Per Stud (kN)

2.50 kPa Factored Lateral Load

Wall Height (m)	Stud Spacing (mm)	800S162				800S200				800S250				800S300			
		230 MPa		345 MPa		230 MPa		345 MPa		230 MPa		345 MPa		230 MPa		345 MPa	
		43	54	68	97	43	54	68	97	43	54	68	97	43	54	68	97
2.40	305	17.9	31.5	43.2	68.9	24.5	45.5	61.8	98.3	27.1	48.2	71.2	122	27.8	50.3	73.0	133
	406	16.5	30.2	41.9	67.7	22.9	43.9	60.2	96.7	25.4	46.6	69.5	120	26.1	48.7	71.3	131
	610	13.8	27.7	39.5	65.3	19.7	40.7	57.1	93.7	22.1	43.4	66.1	117	22.9	45.6	68.0	128
2.80	305	16.3	30.0	41.7	67.5	22.7	43.6	59.9	96.4	25.1	46.1	68.8	119	25.8	48.1	70.5	130
	406	14.4	28.3	40.0	65.8	20.5	41.4	57.8	94.3	22.8	43.9	66.5	117	23.6	46.0	68.2	127
	610	10.7	24.8	36.6	62.4	16.2	37.1	53.6	90.0	18.3	39.6	61.9	112	19.1	41.6	63.7	122
3.20	305	14.5	28.3	40.0	65.7	20.5	41.4	57.7	94.2	22.7	43.5	66.0	116	23.5	45.5	67.5	125
	406	12.1	26.0	37.8	63.5	17.7	38.5	54.9	91.3	19.8	40.7	62.9	112	20.6	42.7	64.5	122
	610	7.3	21.5	33.3	59.1	12.2	32.9	49.3	85.7	14.1	35.1	56.9	106	14.9	37.1	58.6	115
3.60	305	12.5	26.3	38.0	63.7	18.1	38.8	55.1	91.5	20.1	40.6	62.6	111	20.9	42.5	64.0	120
	406	9.4	23.4	35.1	60.8	14.6	35.1	51.5	87.8	16.5	37.0	58.7	107	17.2	38.9	60.2	116
	610	3.6	17.8	29.6	55.2	7.7	28.1	44.4	80.5	9.4	30.1	51.2	99	10.2	31.9	52.8	107
4.00	305	10.2	24.0	35.7	61.3	15.3	35.8	52.1	88.3	17.2	37.2	58.7	106	18.0	39.1	59.9	114
	406	6.5	20.5	32.2	57.7	11.1	31.3	47.6	83.6	12.8	32.9	54.0	101	13.6	34.7	55.3	109
	610		13.8 ⁴	25.4	50.7	3.1 ⁴	22.8	39.0	74.6	4.5	24.6	44.8	90.7	5.3	26.4	46.4	98
4.40	305	7.8	21.5	33.1	58.5	12.3	31.9	48.0	84.5	14.1	33.5	54.0	99.4	14.9	35.3	55.5	107
	406	3.5 ⁴	17.4	28.9	54.2	7.4	26.7	42.7	78.8	9.0	28.5	48.4	93.1	9.8	30.2	50.0	101
	610		9.5 ³	20.9 ⁴	45.8		17.1 ⁴	32.7	68.0		19.0 ⁴	37.8	81.2	0.3 ³	20.6 ⁴	39.6	88.4
4.80	305	5.2 ⁴	18.8	30.3	55.4	9.2	27.8	43.3	78.6	10.8	29.6	48.9	92.0	11.6	31.3	50.6	99.4
	406	0.4 ³	14.0 ⁴	25.4	50.2	3.7 ³	22.0 ⁴	37.3	72.0	5.2 ⁴	23.9	42.5	84.8	5.9 ⁴	25.6	44.4	92.1
	610		5.2 ³	16.2 ³	40.4 ⁴		11.3 ³	26.1 ³	59.7		13.2 ³	30.7 ⁴	71.3		14.8 ³	32.6 ⁴	78.2
5.20	305	2.6 ³	16.0 ⁴	27.2	51.9	6.0 ³	23.5	38.3	71.8	7.6 ⁴	25.5	43.6	84.1	8.4	27.2	45.6	91.4
	406		10.6 ³	21.6 ³	45.9	0.1 ³	17.2 ³	31.6 ⁴	64.4	1.3 ³	19.2 ⁴	36.6	76.1	2.1 ³	20.8 ⁴	38.6	83.1
	610		0.8 ²	11.4 ³	34.8 ³		5.8 ³	19.5 ³	50.9 ⁴		7.7 ³	23.6 ³	61.2		9.0 ³	25.7 ³	67.8
5.60	305		13.1 ³	24.0 ⁴	48.1	3.0 ³	19.3 ³	33.2	64.7	4.4 ³	21.4 ⁴	38.3	76.0	5.1 ³	23.1 ⁴	40.6	83.2
	406		7.2 ³	17.8 ³	41.3 ⁴		12.7 ³	26.1 ³	56.7		14.6 ³	30.6 ⁴	67.2		16.2 ³	32.9 ⁴	74.1
	610			6.6 ²	29.0 ³		0.7 ²	13.3 ³	42.3 ³		2.5 ²	16.9 ³	51.3 ³		3.6 ²	19.0 ³	57.5 ⁴
6.00	305		10.1 ³	20.6 ³	44.1 ⁴	0.1 ³	15.3 ³	28.2 ³	57.6	1.3 ³	17.5 ³	33.0 ⁴	67.9	2.0 ³	19.0 ³	35.5	75.0
	406		3.8 ²	13.9 ³	36.6 ³		8.4 ³	20.8 ³	49.2 ⁴		10.3 ³	25.0 ³	58.6 ⁴		11.7 ³	27.3 ³	65.3
	610			2.0 ²	23.2 ²			7.6 ²	34.1 ³			10.7 ²	42.0 ³			12.6 ³	47.8 ³

¹ Deflection meets L/120 ³ Deflection meets L/360

² Deflection meets L/240 ⁴ Deflection meets L/600

If no note, deflection meets L/720

COMBINED AXIAL AND LATERAL LOAD TABLE

Limiting Factored Axial Compressive Resistance Per Stud (kN)

3.00 kPa Factored Lateral Load

Wall Height (m)	Stud Spacing (mm)	800S162				800S200				800S250				800S300			
		230 MPa		345 MPa		230 MPa		345 MPa		230 MPa		345 MPa		230 MPa		345 MPa	
		43	54	68	97	43	54	68	97	43	54	68	97	43	54	68	97
2.40	305	17.0	30.7	42.4	68.2	23.5	44.5	60.8	97.3	26.1	47.2	70.1	121	26.8	49.4	72.0	132
	406	15.4	29.2	40.9	66.7	21.6	42.6	59.0	95.5	24.1	45.3	68.1	119	24.8	47.5	70.0	130
	610	12.1	26.2	38.0	63.8	17.8	38.8	55.3	91.8	20.1	41.6	64.1	114	20.9	43.6	66.0	125
2.80	305	15.2	29.0	40.7	66.5	21.3	42.3	58.7	95.1	23.7	44.8	67.4	118	24.5	46.8	69.1	128
	406	12.9	26.9	38.7	64.4	18.7	39.7	56.1	92.6	21.0	42.2	64.6	115	21.8	44.2	66.4	125
	610	8.5	22.8	34.6	60.4	13.6	34.5	51.0	87.5	15.7	37.0	59.1	109	16.5	39.0	61.0	119
3.20	305	13.0	26.9	38.7	64.4	18.8	39.6	56.0	92.4	21.0	41.8	64.1	114	21.7	43.8	65.7	123
	406	10.1	24.2	36.0	61.7	15.4	36.2	52.6	89.0	17.5	38.5	60.5	110	18.3	40.4	62.1	119
	610	4.5	18.9	30.7	56.4	8.9	29.6	46.0	82.3	10.7	31.8	53.3	102	11.5	33.7	55.1	111
3.60	305	10.6	24.6	36.3	62.0	16.0	36.6	52.9	89.2	17.9	38.4	60.3	109	18.7	40.3	61.7	117
	406	7.0	21.2	32.9	58.5	11.8	32.3	48.6	84.8	13.6	34.2	55.7	104	14.4	36.1	57.2	112
	610	0.2 ⁴	14.6	26.3	51.8	3.8	24.0	40.3	76.3	5.3	26.1	46.8	93.8	6.2	27.9	48.5	102
4.00	305	8.0	21.9	33.6	59.1	12.8	33.1	49.4	85.5	14.6	34.6	55.8	103	15.4	36.5	57.2	111
	406	3.7 ⁴	17.8	29.4	54.9	7.8	27.9	44.1	80.0	9.4	29.6	50.3	96.7	10.3	31.4	51.7	104
	610		9.9 ³	21.5	46.6		18.0 ⁴	34.0	69.4		19.9	39.6	84.8	0.6 ⁴	21.6	41.3	92.2
4.40	305	5.2 ⁴	19.0	30.6	55.9	9.3	28.8	44.8	81.1	11.0	30.5	50.6	95.6	11.8	32.3	52.2	103
	406	0.3 ³	14.2 ⁴	25.6	50.7	3.7 ⁴	22.8	38.6	74.4	5.1 ⁴	24.6	44.1	88.3	5.9	26.3	45.8	95.7
	610		5.1 ³	16.3 ³	40.9		11.6 ³	27.0 ⁴	61.8		13.6 ³	31.8 ⁴	74.4		15.1 ³	33.7	81.4
4.80	305	2.3 ³	15.9 ⁴	27.3	52.3	5.9 ⁴	24.2	39.6	74.6	7.4 ⁴	26.1	45.0	87.6	8.2	27.8	46.8	95.0
	406		10.4 ³	21.6 ⁴	46.2		17.6 ³	32.6	66.9	0.8 ³	19.5 ⁴	37.7	79.2	1.6 ³	21.1 ⁴	39.6	86.4
	610		0.2 ²	11.0 ³	34.8 ³		5.4 ³	19.8 ³	52.7 ⁴		7.3 ³	24.0 ³	63.6		8.7 ³	26.0 ³	70.3
5.20	305		12.7 ³	23.8 ⁴	48.3	2.4 ³	19.7 ⁴	34.2	67.3	3.8 ³	21.7 ⁴	39.3	79.2	4.5 ⁴	23.3	41.4	86.4
	406		6.6 ³	17.4 ³	41.3 ⁴		12.5 ³	26.6 ³	58.9		14.4 ³	31.2 ⁴	69.9		16.0 ³	33.3 ⁴	76.8
	610			5.7 ²	28.5 ³			12.9 ³	43.4 ³		1.3 ²	16.5 ³	52.9 ⁴		2.5 ³	18.5 ³	59.2 ⁴
5.60	305		9.5 ³	20.2 ³	44.0		15.3 ³	28.9 ⁴	59.9	0.3 ³	17.3 ³	33.6 ⁴	70.7	1.0 ³	18.9 ³	35.9	77.7
	406		2.8 ²	13.1 ³	36.2 ³		7.7 ³	20.8 ³	50.7 ⁴		9.6 ³	24.9 ³	60.7		11.0 ³	27.1 ³	67.3
	610			0.5 ²	22.2 ³			6.4 ²	34.4 ³			9.4 ²	42.6 ³			11.4 ³	48.4 ³
6.00	305		6.2 ²	16.5 ³	39.5 ³		11.1 ³	23.7 ³	52.5 ⁴		13.1 ³	28.1 ³	62.2		14.5 ³	30.5 ⁴	69.0
	406			8.9 ²	31.0 ³		3.3 ²	15.3 ³	42.9 ³		5.0 ²	19.0 ³	51.7 ³		6.2 ²	21.2 ³	58.0 ⁴
	610				15.9 ²			0.5 ²	25.9 ²			3.0 ²	33.0 ³			4.7 ²	38.3 ³

¹ Deflection meets L/120 ³ Deflection meets L/360

² Deflection meets L/240 ⁴ Deflection meets L/600

If no note, deflection meets L/720

COMBINED AXIAL AND LATERAL LOAD TABLE

Limiting Factored Axial Compressive Resistance Per Stud (kN)

3.50 kPa Factored Lateral Load

Wall Height (m)	Stud Spacing (mm)	800S162				800S200				800S250				800S300			
		230 MPa		345 MPa		230 MPa		345 MPa		230 MPa		345 MPa		230 MPa		345 MPa	
		43	54	68	97	43	54	68	97	43	54	68	97	43	54	68	97
2.40	305	16.2	30.0	41.7	67.4	22.6	43.6	59.9	96.4	25.1	46.3	69.1	120	25.8	48.4	71.0	131.0
	406	14.3	28.2	39.9	65.7	20.3	41.3	57.8	94.3	22.7	44.1	66.8	117	23.5	46.2	68.6	128.4
	610	10.5	24.7	36.5	62.4	15.9	37.0	53.5	90.0	18.1	39.7	62.1	112	19.0	41.7	64.0	123.1
2.80	305	14.1	27.9	39.7	65.4	20.0	41.0	57.4	93.9	22.4	43.5	66.0	116	23.1	45.5	67.7	126.6
	406	11.5	25.5	37.3	63.1	17.0	38.0	54.4	90.9	19.2	40.5	62.8	113	20.0	42.5	64.6	123.0
	610	6.4	20.8	32.6	58.4	11.1	32.0	48.5	85.0	13.1	34.5	56.4	106	13.9	36.5	58.3	115.9
3.20	305	11.6	25.6	37.3	63.1	17.1	37.9	54.3	90.7	19.2	40.1	62.3	112	20.0	42.1	63.9	121.2
	406	8.3	22.4	34.2	59.9	13.2	34.0	50.4	86.8	15.2	36.2	58.1	107	16.0	38.2	59.8	116.5
	610	1.8	16.3	28.1	53.8	5.7	26.3	42.8	79.0	7.4	28.6	49.8	98	8.2	30.5	51.7	107.2
3.60	305	8.8	22.8	34.6	60.2	13.9	34.4	50.8	87.0	15.7	36.3	58.0	106	16.5	38.2	59.5	114.9
	406	4.7	18.9	30.7	56.3	9.1	29.5	45.8	82.0	10.8	31.5	52.7	100	11.6	33.3	54.3	108.9
	610		11.4 ⁴	23.1	48.5		20.0	36.3	72.1	1.4	22.1	42.4	89.0	2.2	23.9	44.2	97.2
4.00	305	5.8	19.8	31.5	57.0	10.3	30.4	46.7	82.7	12.0	32.1	53.0	99.8	12.8	33.9	54.4	108
	406	1.0 ³	15.1	26.7	52.1	4.6 ⁴	24.5	40.7	76.4	6.1	26.3	46.6	92.7	7.0	28.0	48.2	100
	610		6.2 ³	17.6 ⁴	42.6		13.3 ³	29.2	64.3		15.3 ⁴	34.4	79.0		16.9 ⁴	36.2	86.3
4.40	305	2.7 ³	16.6	28.1	53.3	6.5 ⁴	25.7	41.7	77.7	8.0	27.5	47.3	91.9	8.8	29.3	49.0	99.4
	406		11.1 ³	22.4 ⁴	47.4	0.1 ³	18.9 ⁴	34.7	70.1	1.4 ³	20.8 ⁴	39.9	83.5	2.2 ⁴	22.5	41.7	90.8
	610		0.8 ³	11.9 ³	36.2 ⁴		6.4 ³	21.6 ³	55.9		8.4 ³	26.0 ⁴	67.8		9.8 ³	27.9 ⁴	74.6
4.80	305		13.1 ³	24.4	49.2	2.7 ³	20.9 ⁴	36.1	70.7	4.1 ⁴	22.7	41.3	83.4	4.8 ⁴	24.4	43.2	90.6
	406		6.9 ³	17.9 ³	42.3		13.4 ³	28.2 ⁴	62.1		15.3 ³	33.0 ⁴	73.9		16.9 ³	34.9	80.9
	610			6.1 ³	29.5 ³			13.8 ³	46.1 ³		1.6 ³	17.7 ³	56.3 ⁴		2.9 ³	19.7 ³	62.7
5.20	305		9.6 ³	20.5 ³	44.7		16.0 ³	30.4 ⁴	63.0	0.2 ³	18.0 ³	35.2	74.5	0.9 ³	19.6 ⁴	37.3	81.5
	406		2.7 ²	13.3 ³	36.9 ³		8.0 ³	21.8 ³	53.5 ⁴		9.9 ³	26.1 ³	64.0		11.3 ³	28.2 ³	70.7
	610			0.3 ²	22.6 ³			6.5 ²	36.3 ³			9.7 ³	45.1 ³			11.7 ³	51.0 ³
5.60	305		6.0 ²	16.6 ³	40.0 ⁴		11.4 ³	24.7 ³	55.2		13.3 ³	29.2 ³	65.6		14.8 ³	31.4 ⁴	72.4
	406			8.7 ²	31.3 ³		3.0 ²	15.7 ³	45.0 ³		4.8 ²	19.5 ³	54.4 ⁴		6.0 ³	21.7 ³	60.7 ⁴
	610				15.7 ²				26.9 ³			2.4 ²	34.4 ³			4.1 ²	39.8 ³
6.00	305		2.6 ²	12.6 ³	35.1 ³		7.1 ²	19.4 ³	47.6 ³		9.0 ³	23.5 ³	56.8 ⁴		10.3 ³	25.7 ³	63.4
	406			4.2 ²	25.7 ³			10.1 ²	36.9 ³			13.4 ³	45.2 ³		1.0 ²	15.4 ³	51.1 ³
	610				9.1 ²				18.3 ²				24.6 ²				29.3 ³

¹ Deflection meets L/120 ³ Deflection meets L/360

² Deflection meets L/240 ⁴ Deflection meets L/600

If no note, deflection meets L/720

Floor Joist Load Tables

Table Notes

- 1 Loads are assumed to be uniformly distributed over entire span(s).
- 2 Load values are based on continuous support of the compression flange over the full length of the joist and the tension flange is laterally braced at a maximum spacing of 2.44 m.
- 3 Joists must be braced against rotation at all supports.
- 4 End shear and web crippling resistances are not reduced for punchouts.
- 5 End web crippling check is based on a 89 mm bearing length. Where allowable spans are followed by (*), web stiffeners are required at end supports.
- 6 Web stiffeners are required at interior supports.

Bridging Recommendations

Bracing components shall be designed based on Section C2 of S136-16 with the minimum required number of rows as shown below. Additional bridging rows may be required by design.

Span(m)	Minimum Number of Rows
up to 4.88	1 at mid span
4.88 to 7.32	2 at 1/3 point
7.32 to 9.75	3 at 1/4 point
9.75 to 12.2	4 at 1/5 point

FLOOR JOIST LOAD TABLE
Uniformly Distributed Single Span Loads (kPa) with $K_{\phi} = 0$

Strength - Factored Loads		L/360 - Specified Loads																							
Span (m)	Section Design Criteria	600S162-43			600S162-54			600S162-68			600S162-97			600S200-43			600S200-54			600S200-68			600S200-97		
		Spacing (mm)			Spacing (mm)			Spacing (mm)			Spacing (mm)			Spacing (mm)			Spacing (mm)			Spacing (mm)			Spacing (mm)		
		305	406	610	305	406	610	305	406	610	305	406	610	305	406	610	305	406	610	305	406	610	305	406	610
2.40	Strength	10.0*	7.5*	5.0*	17.8*	13.4*	8.9*		18.0*	12.0*			18.4	11.5*	8.6*	5.7*	20.3*	15.3*	10.2*		20.6*	13.7*			21.3*
	L/360	9.9	7.4	5.0	12.2	9.2	6.1		11.3	7.5			10.3	11.5	8.6	5.7	14.2	10.7	7.1		13.2	8.8			12.0
2.80	Strength	7.4	5.5	3.7	13.1*	9.8*	6.5*	17.7	13.2	8.8		20.3	13.5	8.4*	6.3*	4.2*	14.9*	11.2*	7.5*	20.2*	15.1*	10.1*		23.4	15.6
	L/360	6.2	4.7	3.1	7.70	5.8	3.9	9.5	7.1	4.7		9.7	6.5	7.2	5.4	3.6	8.9	6.7	4.5	11.0	8.3	5.5		11.3	7.6
3.20	Strength	5.6	4.2	2.8	10.0	7.5	5.0	13.5	10.1	6.8	20.7	15.5	10.3	6.5	4.8	3.2	11.4*	8.6*	5.7*	15.4	11.6	7.7	23.9	17.9	12.0
	L/360	4.2	3.1	2.1	5.2	3.9	2.6	6.4	4.8	3.2	8.7	6.5	4.3	4.8	3.6	2.4	6.0	4.5	3.0	7.4	5.6	3.7	10.1	7.6	5.1
3.60	Strength	4.5	3.3	2.2	7.9	5.9	4.0	10.7	8.0	5.3	16.3	12.3	8.2	5.1	3.8	2.6	9.0	6.8	4.5	12.2	9.1	6.1	18.9	14.2	9.5
	L/360	2.9	2.2	1.5	3.6	2.7	1.8	4.5	3.4	2.2	6.1	4.6	3.0	3.4	2.6	1.7	4.2	3.2	2.1	5.2	3.9	2.6	7.1	5.3	3.6
4.00	Strength	3.6	2.7	1.8	6.4	4.8	3.2	8.7	6.5	4.3	13.2	9.9	6.6	4.1	3.1	2.1	7.3	5.5	3.7	9.9	7.4	4.9	15.3	11.5	7.7
	L/360	2.1	1.6	1.1	2.6	2.0	1.3	3.3	2.4	1.6	4.4	3.3	2.2	2.5	1.9	1.2	3.1	2.3	1.5	3.8	2.8	1.9	5.2	3.9	2.6
4.40	Strength	3.0	2.2	1.5	5.3	4.0	2.6	7.2	5.4	3.6	10.9	8.2	5.5	3.4	2.6	1.7	6.1	4.5	3.0	8.2	6.1	4.1	12.7	9.5	6.3
	L/360	1.6	1.2	0.8	2.0	1.5	1.0	2.4	1.8	1.2	3.3	2.5	1.7	1.9	1.4	0.9	2.3	1.7	1.2	2.8	2.1	1.4	3.9	2.9	1.9
4.80	Strength	2.5	1.9	1.3	4.5	3.3	2.2	6.0	4.5	3.0	9.2	6.9	4.6	2.9	2.2	1.4	5.1	3.8	2.5	6.9	5.1	3.4	10.6	8.0	5.3
	L/360	1.2	0.9	0.6	1.5	1.1	0.8	1.9	1.4	0.9	2.6	1.9	1.3	1.4	1.1	0.7	1.8	1.3	0.9	2.2	1.6	1.1	3.0	2.3	1.5
5.20	Strength	2.1	1.6	1.1	3.8	2.8	1.9	5.1	3.8	2.6	7.8	5.9	3.9	2.4	1.8	1.2	4.3	3.2	2.2	5.8	4.4	2.9	9.1	6.8	4.5
	L/360	1.0	0.7	0.5	1.2	0.9	0.6	1.5	1.1	0.7	2.0	1.5	1.0	1.1	0.8	0.6	1.4	1.0	0.7	1.7	1.3	0.9	2.4	1.8	1.2
5.60	Strength	1.8	1.4		3.3	2.5	1.6	4.4	3.3	2.2	6.8	5.1	3.4	2.1	1.6		3.7	2.8	1.9	5.0	3.8	2.5	7.8	5.9	3.9
	L/360	0.8	0.6		1.0	0.7	0.5	1.2	0.9	0.6	1.6	1.2	0.8	0.9	0.7		1.1	0.8	0.6	1.4	1.0	0.7	1.9	1.4	0.9
6.00	Strength	1.6			2.9	2.1		3.8	2.9	1.9	5.9	4.4	2.9	1.8	1.4		3.3	2.4		4.4	3.3	2.2	6.8	5.1	3.4
	L/360	0.6			0.8	0.6		1.0	0.7	0.5	1.3	1.0	0.7	0.7	0.6		0.9	0.7		1.1	0.8	0.6	1.5	1.2	0.8
6.40	Strength	1.4			2.5	1.9		3.4	2.5		5.2	3.9	2.6	1.6			2.9	2.1		3.9	2.9		6.0	4.5	3.0
	L/360	0.5			0.6	0.5		0.8	0.6		1.1	0.8	0.5	0.6			0.7	0.6		0.9	0.7		1.3	0.9	0.6
6.80	Strength				2.2			3.0	2.2		4.6	3.4		1.4			2.5			3.4	2.6		5.3	4.0	2.6
	L/360				0.5			0.7	0.5		0.9	0.7		0.5			0.6			0.8	0.6		1.1	0.8	0.5
7.20	Strength							2.7			4.1	3.1					2.3			3.0	2.3		4.7	3.5	
	L/360							0.6			0.8	0.6					0.5			0.6	0.5		0.9	0.7	
7.60	Strength										3.7	2.7								2.7			4.2	3.2	
	L/360										0.6	0.5								0.6			0.8	0.6	
8.00	Strength										3.3												3.8	2.9	
	L/360										0.6												0.6	0.5	
8.40	Strength																						3.5		
	L/360																						0.6		
8.80	Strength																						3.2		
	L/360																						0.5		
9.20	Strength																								
	L/360																								

NOTES:

* Web stiffeners required at ends of members.

1) Values greater than 24 kPa and less than 0.5 kPa are not shown.

2) For other deflection limits such as L/480, multiply the L/360 uniform specified loads by the following factor:

Deflection limit	Factor
L/480	360/480 = 0.75

FLOOR JOIST LOAD TABLE
Uniformly Distributed Single Span Loads (kPa) with $K_{\phi} = 0$

Strength - Factored Loads		L/360 - Specified Loads																							
Span (m)	Section Design Criteria	600S250-43			600S250-54			600S250-68			600S250-97			600S300-43			600S300-54			600S300-68			600S300-97		
		Spacing (mm)			Spacing (mm)			Spacing (mm)			Spacing (mm)			Spacing (mm)			Spacing (mm)			Spacing (mm)			Spacing (mm)		
		305	406	610	305	406	610	305	406	610	305	406	610	305	406	610	305	406	610	305	406	610	305	406	610
2.40	Strength	12.2*	9.1*	6.1*	21.4*	16.0*	10.7*		21.7*	14.5*			22.8*	12.6*	9.4*	6.3*	22.1*	16.6*	11.0*		22.6*	15.1*			
	L/360	13.1	9.8	6.5	15.7	11.7	7.8		15.0	10.0			13.9	14.1	10.6	7.1	16.8	12.6	8.4		16.2	10.8			
2.80	Strength	8.9*	6.7*	4.5*	15.7*	11.8*	7.8*	21.3*	16.0*	10.6*			16.8	9.2*	6.9*	4.6*	16.2*	12.2*	8.1*	22.1*	16.6*	11.1*			17.6*
	L/360	8.2	6.2	4.1	9.9	7.4	4.9	12.6	9.4	6.3			8.8	8.9	6.7	4.4	10.6	8.0	5.3	13.6	10.2	6.8			9.8
3.20	Strength	6.8	5.1	3.4	12.0*	9.0*	6.0*	16.3	12.2	8.2		19.3	12.8	7.1	5.3	3.5	12.4*	9.3*	6.2*	16.9*	12.7*	8.5*		20.2	13.5
	L/360	5.5	4.1	2.8	6.6	5.0	3.3	8.4	6.3	4.2		8.8	5.9	6.0	4.5	3.0	7.1	5.3	3.6	9.1	6.9	4.6		9.8	6.5
3.60	Strength	5.4	4.1	2.7	9.5	7.1	4.7	12.9	9.7	6.4	20.3	15.2	10.1	5.6	4.2	2.8	9.8*	7.4*	4.9*	13.4	1.0	6.7	21.3	16.0	10.7
	L/360	3.9	2.9	1.9	4.6	3.5	2.3	5.9	4.4	3.0	8.2	6.2	4.1	4.2	3.1	2.1	5.0	3.7	2.5	6.4	4.8	3.2	9.2	6.9	4.6
4.00	Strength	4.4	3.3	2.2	7.7	5.8	3.8	10.4	7.8	5.2	16.4	12.3	8.2	4.5	3.4	2.3	8.0	6.0	4.0	10.8	8.1	5.4	17.3	13.0	8.6
	L/360	2.8	2.1	1.4	3.4	2.5	1.7	4.3	3.2	2.2	6.0	4.5	3.0	3.0	2.3	1.5	3.6	2.7	1.8	4.7	3.5	2.3	6.7	5.0	3.4
4.40	Strength	3.6	2.7	1.8	6.4	4.8	3.2	8.6	6.5	4.3	13.6	10.2	6.8	3.7	2.8	1.9	6.6	4.9	3.3	9.0	6.7	4.5	14.3	10.7	7.1
	L/360	2.1	1.6	1.1	2.5	1.9	1.3	3.2	2.4	1.6	4.5	3.4	2.3	2.3	1.7	1.1	2.7	2.1	1.4	3.5	2.6	1.8	5.0	3.8	2.5
4.80	Strength	3.0	2.3	1.5	5.3	4.0	2.7	7.2	5.4	3.6	11.4	8.6	5.7	3.1	2.4	1.6	5.5	4.1	2.8	7.5	5.6	3.8	12.0	9.0	6.0
	L/360	1.6	1.2	0.8	2.0	1.5	1.0	2.5	1.9	1.2	3.5	2.6	1.7	1.8	1.3	0.9	2.1	1.6	1.1	2.7	2.0	1.4	3.9	2.9	1.9
5.20	Strength	2.6	1.9	1.3	4.6	3.4	2.3	6.2	4.6	3.1	9.7	7.3	4.9	2.7	2.0	1.3	4.7	3.5	2.4	6.4	4.8	3.2	10.2	7.7	5.1
	L/360	1.3	1.0	0.6	1.5	1.2	0.8	2.0	1.5	1.0	2.7	2.0	1.4	1.4	1.0	0.7	1.7	1.2	0.8	2.1	1.6	1.1	3.0	2.3	1.5
5.60	Strength	2.2	1.7	1.1	3.9	2.9	2.0	5.3	4.0	2.7	8.4	6.3	4.2	2.3	1.7	1.2	4.1	3.0	2.0	5.5	4.1	2.8	8.8	6.6	4.4
	L/360	1.0	0.8	0.5	1.2	0.9	0.6	1.6	1.2	0.8	2.2	1.6	1.1	1.1	0.8	0.6	1.3	1.0	0.7	1.7	1.3	0.9	2.4	1.8	1.2
6.00	Strength	1.9	1.5		3.4	2.6	1.7	4.6	3.5	2.3	7.3	5.5	3.7	2.0	1.5		3.5	2.7	1.8	4.8	3.6	2.4	7.7	5.8	3.8
	L/360	0.8	0.6		1.0	0.8	0.5	1.3	1.0	0.6	1.8	1.3	0.9	0.9	0.7		1.1	0.8	0.5	1.4	1.0	0.7	2.0	1.5	1.0
6.40	Strength	1.7	1.3		3.0	2.3		4.1	3.1	2.0	6.4	4.8	3.2	1.8	1.3		3.1	2.3		4.2	3.2	2.1	6.7	5.1	3.4
	L/360	0.7	0.5		0.8	0.6		1.1	0.8	0.5	1.5	1.1	0.7	0.7	0.6		0.9	0.7		1.1	0.9	0.6	1.6	1.2	0.8
6.80	Strength	1.5			2.7	2.0		3.6	2.7		5.7	4.3	2.8	1.6			2.8	2.1		3.8	2.8		6.0	4.5	3.0
	L/360	0.6			0.7	0.5		0.9	0.7		1.2	0.9	0.6	0.6			0.7	0.6		1.0	0.7		1.4	1.0	0.7
7.20	Strength	1.4			2.4			3.2	2.4		5.1	3.8	2.5	1.4			2.5			3.3	2.5		5.3	4.0	2.7
	L/360	0.5			0.6			0.7	0.6		1.0	0.8	0.5	0.5			0.6			0.8	0.6		1.1	0.9	0.6
7.60	Strength				2.1			2.9			4.6	3.4					2.2			3.0	2.3		4.8	3.6	2.4
	L/360				0.5			0.6			0.9	0.7					0.5			0.7	0.5		1.0	0.7	0.5
8.00	Strength							2.6			4.1	3.1								2.7			4.3	3.2	
	L/360							0.5			0.8	0.6								0.6			0.8	0.6	
8.40	Strength										3.7	2.8								2.5			3.9	2.9	
	L/360										0.6	0.5								0.5			0.7	0.5	
8.80	Strength										3.4												3.6		
	L/360										0.6												0.6		
9.20	Strength										3.1												3.3		
	L/360										0.5												0.6		

NOTES:

* Web stiffeners required at ends of members.

1) Values greater than 24 kPa and less than 0.5 kPa are not shown.

2) For other deflection limits such as L/480, multiply the L/360 uniform specified loads by the following factor:

Deflection limit	Factor
L/480	360/480 = 0.75

FLOOR JOIST LOAD TABLE
Uniformly Distributed Single Span Loads (kPa) with $K_{\phi} = 0$

Strength - Factored Loads		L/360 - Specified Loads																									
Span (m)	Section Design Criteria	800S250-43			800S250-54			800S250-68			800S250-97			800S300-43			800S300-54			800S300-68			800S300-97				
		Spacing (mm)			Spacing (mm)			Spacing (mm)			Spacing (mm)			Spacing (mm)			Spacing (mm)			Spacing (mm)			Spacing (mm)				
		305	406	610	305	406	610	305	406	610	305	406	610	305	406	610	305	406	610	305	406	610	305	406	610		
2.40	Strength		12.2*	8.2*		21.9*	14.6*			20.0*					12.2*	8.2*			15.0*			20.7*					
	L/360		19.2	12.8		23.0	15.3			19.6					20.5	13.7			16.4			21.0					
2.80	Strength	12.1*	9.1*	6.1*	21.4*	16.1*	10.7*			22.0*	14.7*			23.6*	12.5*	9.4*	6.2*	22.1*	16.5*	11.0*			22.8*	15.2*			
	L/360	16.1	12.1	8.1	19.3	14.5	9.7			18.5	12.3			17.2	12.2	12.9	8.6	20.6	15.5	10.3			19.9	13.3			
3.20	Strength	9.3*	7.0*	4.6*	16.4*	12.3*	8.2*	22.5*	16.9*	11.3*			18.1*	9.6*	7.2*	4.8*	16.9*	12.7*	8.4*	23.3*	17.4*	11.6*				18.8*	
	L/360	10.8	8.1	5.4	12.9	9.7	6.5	16.5	12.4	8.2			11.5	11.5	8.7	5.8	13.8	10.4	6.9	17.8	13.3	8.9				12.7	
3.60	Strength	7.3*	5.5*	3.7*	13.0*	9.7*	6.5*	17.8*	13.3*	8.9*			21.5*	14.3*	7.6*	5.7*	3.8*	13.3*	10.0*	6.7*	18.4*	13.8*	9.2*			22.3*	14.9*
	L/360	7.6	5.7	3.8	9.1	6.8	4.5	11.6	8.7	5.8			12.2	8.1	8.1	6.1	4.1	9.7	7.3	4.9	12.5	9.4	6.2			13.4	8.9
4.00	Strength	5.9*	4.5*	3.0*	10.5*	7.9*	5.3*	14.4*	10.8*	7.2*	23.2	17.4	11.6	6.1*	4.6*	3.1*	10.8*	8.1*	5.4*	14.9*	11.2*	7.4*				18.1*	12.0*
	L/360	5.5	4.1	2.8	6.6	5.0	3.3	8.4	6.3	4.2	11.8	8.9	5.9	5.9	4.4	3.0	7.1	5.3	3.5	9.1	6.8	4.5				9.8	6.5
4.40	Strength	4.9	3.7	2.5	8.7*	6.5*	4.3*	11.9*	8.9*	6.0*	19.1	14.4	9.6	5.1*	3.8*	2.5*	8.9*	6.7*	4.5*	12.3*	9.2*	6.1*	19.9	14.9	10.0		
	L/360	4.1	3.1	2.1	5.0	3.7	2.5	6.3	4.8	3.2	8.9	6.7	4.4	4.4	3.3	2.2	5.3	4.0	2.7	6.8	5.1	3.4	9.8	7.4	4.9		
4.80	Strength	4.1	3.1	2.1	7.3*	5.5*	3.6*	1.0	7.5	5.0	16.1	12.1	8.0	4.2	3.2	2.1	7.5*	5.6*	3.8*	10.3	7.8	5.2	16.7	12.5	8.4		
	L/360	3.2	2.4	1.6	3.8	2.9	1.9	4.9	3.7	2.4	6.8	5.1	3.4	3.4	2.6	1.7	4.1	3.1	2.0	5.3	3.9	2.6	7.6	5.7	3.8		
5.20	Strength	3.5	2.6	1.8	6.2	4.7	3.1	8.5	6.4	4.3	13.7	10.3	6.9	3.6	2.7	1.8	6.4	4.8	3.2	8.8	6.6	4.4	14.3	10.7	7.1		
	L/360	2.5	1.9	1.3	3.0	2.3	1.5	3.8	2.9	1.9	5.4	4.0	2.7	2.7	2.0	1.3	3.2	2.4	1.6	4.1	3.1	2.1	5.9	4.5	3.0		
5.60	Strength	3.0	2.3	1.5	5.4	4.0	2.7	7.3	5.5	3.7	11.8	8.9	5.9	3.1	2.3	1.6	5.5	4.1	2.8	7.6	5.7	3.8	12.3	9.2	6.1		
	L/360	2.0	1.5	1.0	2.4	1.8	1.2	3.1	2.3	1.5	4.3	3.2	2.2	2.2	1.6	1.1	2.6	1.9	1.3	3.3	2.5	1.7	4.8	3.6	2.4		
6.00	Strength	2.6	2.0	1.3	4.7	3.5	2.3	6.4	4.8	3.2	10.3	7.7	5.1	2.7	2.0	1.4	4.8	3.6	2.4	6.6	5.0	3.3	10.7	8.0	5.4		
	L/360	1.6	1.2	0.8	2.0	1.5	1.0	2.5	1.9	1.3	3.5	2.6	1.8	1.8	1.3	0.9	2.1	1.6	1.0	2.7	2.0	1.3	3.9	2.9	1.9		
6.40	Strength	2.3	1.7	1.2	4.1	3.1	2.1	5.6	4.2	2.8	9.1	6.8	4.5	2.4	1.8	1.2	4.2	3.2	2.1	5.8	4.4	2.9	9.4	7.1	4.7		
	L/360	1.3	1.0	0.7	1.6	1.2	0.8	2.1	1.5	1.0	2.9	2.2	1.4	1.4	1.1	0.7	1.7	1.3	0.9	2.2	1.7	1.1	3.2	2.4	1.6		
6.80	Strength	2.1	1.5	1.0	3.6	2.7	1.8	5.0	3.7	2.5	8.0	6.0	4.0	2.1	1.6	1.1	3.7	2.8	1.9	5.1	3.9	2.6	8.3	6.3	4.2		
	L/360	1.1	0.8	0.6	1.3	1.0	0.7	1.7	1.3	0.9	2.4	1.8	1.2	1.2	0.9	0.6	1.4	1.1	0.7	1.9	1.4	0.9	2.7	2.0	1.3		
7.20	Strength	1.8	1.4		3.2	2.4	1.6	4.4	3.3	2.2	7.2	5.4	3.6	1.9	1.4	0.9	3.3	2.5	1.7	4.6	3.4	2.3	7.4	5.6	3.7		
	L/360	0.9	0.7		1.1	0.9	0.6	1.4	1.1	0.7	2.0	1.5	1.0	1.0	0.8	0.5	1.2	0.9	0.6	1.6	1.2	0.8	2.2	1.7	1.1		
7.60	Strength	1.6	1.2		2.9	2.2	1.5	4.0	3.0	2.0	6.4	4.8	3.2	1.7	1.3		3.0	2.2	1.5	4.1	3.1	2.1	6.7	5.0	3.3		
	L/360	0.8	0.6		1.0	0.7	0.5	1.2	0.9	0.6	1.7	1.3	0.9	0.9	0.6		1.0	0.8	0.5	1.3	1.0	0.7	1.9	1.4	1.0		
8.00	Strength	1.5	1.1		2.6	2.0		3.6	2.7	1.8	5.8	4.3	2.9	1.5	1.1		2.7	2.0		3.7	2.8	1.9	6.0	4.5	3.0		
	L/360	0.7	0.5		0.8	0.6		1.1	0.8	0.5	1.5	1.1	0.7	0.7	0.6		0.9	0.7		1.1	0.9	0.6	1.6	1.2	0.8		
8.40	Strength	1.3			2.4	1.8		3.3	2.4		5.3	3.9	2.6	1.4			2.5	1.8		3.4	2.5	1.7	5.5	4.1	2.7		
	L/360	0.6			0.7	0.5		0.9	0.7		1.3	1.0	0.6	0.6			0.8	0.6		1.0	0.7	0.5	1.4	1.1	0.7		
8.80	Strength	1.2			2.2			3.0	2.2		4.8	3.6	2.4	1.3			2.2	1.7		3.1	2.3		5.0	3.7	2.5		
	L/360	0.5			0.6			0.8	0.6		1.1	0.8	0.6	0.6			0.7	0.5		0.9	0.6		1.2	0.9	0.6		
9.20	Strength				2.0			2.7	2.0		4.4	3.3	2.2	1.2			2.0			2.8	2.1		4.6	3.4	2.3		
	L/360				0.5			0.7	0.5		1.0	0.7	0.5	0.5			0.6			0.7	0.6		1.1	0.8	0.5		

NOTES:

* Web stiffeners required at ends of members.

1) Values greater than 24 kPa and less than 0.5 kPa are not shown.

2) For other deflection limits such as L/480, multiply the L/360 uniform specified loads by the following factor:

Deflection limit	Factor
L/480	360/480 = 0.75

FLOOR JOIST LOAD TABLE
Uniformly Distributed Single Span Loads (kPa) with $K_{\phi} = 0$

Strength - Factored Loads																	L/360 - Specified Loads					
Span (m)	Section Design Criteria	1000S162-54			1000S162-68			1000S162-97			1000S200-54			1000S200-68			1000S200-97					
		Spacing (mm)			Spacing (mm)			Spacing (mm)			Spacing (mm)			Spacing (mm)			Spacing (mm)					
		305	406	610	305	406	610	305	406	610	305	406	610	305	406	610	305	406	610			
3.20	Strength	16.9*	12.6*	8.4*	23.4*	17.6*	11.7*			19.1*	19.3*	14.5*	9.7*		20.3*	13.5*			21.9*			
	L/360	16.8	12.6	8.4	21.5	16.1	10.8			15.3	19.2	14.4	9.6		18.4	12.3			17.4			
3.60	Strength	13.3*	10.0*	6.7*	18.5*	13.9*	9.3*		22.7*	15.1*	15.5*	11.6*	7.7*	21.4*	16.0*	10.7*			17.3*			
	L/360	11.8	8.9	5.9	15.1	11.3	7.6		16.1	10.8	13.5	10.1	6.7	17.2	12.9	8.6			12.3			
4.00	Strength	10.8*	8.1*	5.4*	15.0*	11.2*	7.5*		18.3*	12.2*	12.5*	9.4*	6.3*	17.3*	13.0*	8.7*		21.0*	14.0*			
	L/360	8.6	6.5	4.3	11.0	8.3	5.5		11.8	7.8	9.8	7.4	4.9	12.6	9.4	6.3		13.4	8.9			
4.40	Strength	8.9*	6.7*	4.5*	12.4*	9.3*	6.2*	20.2	15.2	10.1	10.4*	7.8*	5.2*	14.3*	10.7*	7.2*	23.1	*17.3*	11.6*			
	L/360	6.5	4.8	3.2	8.3	6.2	4.1	11.8	8.8	5.9	7.4	5.5	3.7	9.4	7.1	4.7	13.4	10.1	6.7			
4.80	Strength	7.5*	5.6*	3.7*	10.4*	7.8*	5.2*	17	12.7	8.5	8.7*	6.5*	4.4*	12.0*	9.0*	6.0*	19.4	*14.6*	9.7*			
	L/360	5.0	3.7	2.5	6.4	4.8	3.2	9.1	6.8	4.5	5.7	4.3	2.8	7.3	5.5	3.6	10.3	7.8	5.2			
5.20	Strength	6.4*	4.8*	3.2*	8.9	6.7	4.4	14.5	10.9	7.2	7.4*	5.6*	3.7*	10.3*	7.7*	5.1*	16.6	12.4	8.3			
	L/360	3.9	2.9	2.0	5.0	3.8	2.5	7.1	5.4	3.6	4.5	3.4	2.2	5.7	4.3	2.9	8.1	6.1	4.1			
5.60	Strength	5.5	4.1	2.8	7.6	5.7	3.8	12.5	9.4	6.2	6.4*	4.8*	3.2*	8.8*	6.6*	4.4*	14.3	10.7	7.1			
	L/360	3.1	2.4	1.6	4.0	3.0	2.0	5.7	4.3	2.9	3.6	2.7	1.8	4.6	3.4	2.3	6.5	4.9	3.3			
6.00	Strength	4.8	3.6	2.4	6.7	5.0	3.3	10.9	8.2	5.4	5.6*	4.2*	2.8*	7.7	5.8	3.9	12.4	9.3	6.2			
	L/360	2.5	1.9	1.3	3.3	2.4	1.6	4.6	3.5	2.3	2.9	2.2	1.5	3.7	2.8	1.9	5.3	4.0	2.6			
6.40	Strength	4.2	3.2	2.1	5.9	4.4	2.9	9.6	7.2	4.8	4.9	3.7	2.5	6.8	5.1	3.4	10.9	8.2	5.5			
	L/360	2.1	1.6	1.1	2.7	2.0	1.3	3.8	2.9	1.9	2.4	1.8	1.2	3.1	2.3	1.5	4.4	3.3	2.2			
6.80	Strength	3.7	2.8	1.9	5.2	3.9	2.6	8.5	6.3	4.2	4.3	3.3	2.2	6.0	4.5	3.0	9.7	7.3	4.8			
	L/360	1.8	1.3	0.9	2.2	1.7	1.1	3.2	2.4	1.6	2.0	1.5	1.0	2.6	1.9	1.3	3.6	2.7	1.8			
7.20	Strength	3.3	2.5	1.7	4.6	3.5	2.3	7.6	5.7	3.8	3.9	2.9	1.9	5.3	4.0	2.7	8.6	6.5	4.3			
	L/360	1.5	1.1	0.7	1.9	1.4	0.9	2.7	2.0	1.3	1.7	1.3	0.8	2.2	1.6	1.1	3.1	2.3	1.5			
7.60	Strength	3.0	2.2	1.5	4.2	3.1	2.1	6.8	5.1	3.4	3.5	2.6	1.7	4.8	3.6	2.4	7.8	5.8	3.9			
	L/360	1.3	0.9	0.6	1.6	1.2	0.8	2.3	1.7	1.1	1.4	1.1	0.7	1.8	1.4	0.9	2.6	2.0	1.3			
8.00	Strength	2.7	2.0	1.3	3.7	2.8	1.9	6.1	4.6	3.1	3.1	2.4	1.6	4.3	3.2	2.2	7.0	5.2	3.5			
	L/360	1.1	0.8	0.5	1.4	1.0	0.7	2.0	1.5	1.0	1.2	0.9	0.6	1.6	1.2	0.8	2.2	1.7	1.1			
8.40	Strength	2.4	1.8		3.4	2.6	1.7	5.5	4.2	2.8	2.8	2.1	1.4	3.9	2.9	2.0	6.3	4.8	3.2			
	L/360	0.9	0.7		1.2	0.9	0.6	1.7	1.3	0.8	1.1	0.8	0.5	1.4	1.0	0.7	1.9	1.4	1.0			
8.80	Strength	2.2	1.7		3.1	2.3	1.5	5.1	3.8	2.5	2.6	1.9		3.6	2.7	1.8	5.8	4.3	2.9			
	L/360	0.8	0.6		1.0	0.8	0.5	1.5	1.1	0.7	0.9	0.7		1.2	0.9	0.6	1.7	1.3	0.8			
9.20	Strength	2.0	1.5		2.8	2.1		4.6	3.5	2.3	2.4	1.8		3.3	2.5	1.6	5.3	4.0	2.6			
	L/360	0.7	0.5		0.9	0.7		1.3	1.0	0.6	0.8	0.6		1.0	0.8	0.5	1.5	1.1	0.7			
9.60	Strength	1.9			2.6	2.0		4.2	3.2	2.1	2.2	1.6		3.0	2.3		4.9	3.6	2.4			
	L/360	0.6			0.8	0.6		1.1	0.9	0.6	0.7	0.5		0.9	0.7		1.3	1.0	0.6			
10.0	Strength	1.7			2.4	1.8		3.9	2.9	2.0	2.0			2.8	2.1		4.5	3.4	2.2			
	L/360	0.6			0.7	0.5		1.0	0.8	0.5	0.6			0.8	0.6		1.1	0.9	0.6			

NOTES:

* Web stiffeners required at ends of members.

1) Values greater than 24 kPa and less than 0.5 kPa are not shown.

2) For other deflection limits such as L/480, multiply the L/360 uniform specified loads by the following factor:

Deflection limit	Factor
L/480	360/480 = 0.75

FLOOR JOIST LOAD TABLE
Uniformly Distributed Single Span Loads (kPa) with $K_{\phi} = 0$

Strength - Factored Loads																		L/360 - Specified Loads					
Span (m)	Section Design Criteria	1000S250-54			1000S250-68			1000S250-97			1000S300-54			1000S300-68			1000S300-97						
		Spacing (mm)			Spacing (mm)			Spacing (mm)			Spacing (mm)			Spacing (mm)			Spacing (mm)						
		305	406	610	305	406	610	305	406	610	305	406	610	305	406	610	305	406	610				
3.20	Strength	19.3*	14.5*	9.7*		21.5*	14.3*			23.3*	19.3*	14.5*	9.7*		22.2*	14.8*							
	L/360	22	16.5	11.0		21.0	14.0			19.7	23.1	17.3	11.6		22.5	15.0							
3.60	Strength	16.4*	12.3*	8.2*	22.6*	17.0*	11.3*			18.4*	16.8*	12.6*	8.4*	23.3*	17.5*	11.7*			19.1*				
	L/360	15.5	11.6	7.7	19.7	14.8	9.9			13.8	16.2	12.2	8.1	21.1	15.8	10.5			15.1				
4.00	Strength	13.3*	9.9*	6.6*	18.3*	13.7*	9.2*		22.4*	14.9*	13.6*	10.2*	6.8*	18.9*	14.2*	9.5*		23.2*	15.5*				
	L/360	11.3	8.5	5.6	14.4	10.8	7.2		15.1	10.1	11.8	8.9	5.9	15.4	11.5	7.7		16.6	11.0				
4.40	Strength	11.0*	8.2*	5.5*	15.1*	11.3*	7.6*		18.5*	12.3*	11.3*	8.5*	5.6*	15.6*	11.7*	7.8*		19.2*	12.8*				
	L/360	8.5	6.4	4.2	10.8	8.1	5.4		11.4	7.6	8.9	6.7	4.4	11.6	8.7	5.8		12.4	8.3				
4.80	Strength	9.2*	6.9*	4.6*	12.7*	9.5*	6.4*	20.7*	15.5*	10.4*	9.5*	7.1*	4.7*	13.1*	9.8*	6.6*	21.5*	16.1*	10.7*				
	L/360	6.5	4.9	3.3	8.3	6.2	4.2	11.7	8.8	5.8	6.9	5.1	3.4	8.9	6.7	4.4	12.8	9.6	6.4				
5.20	Strength	7.8*	5.9*	3.9*	10.8*	8.1*	5.4*	17.7	13.2	8.8	8.1*	6.1*	4.0*	11.2*	8.4*	5.6*	18.3*	13.7*	9.2*				
	L/360	5.1	3.8	2.6	6.5	4.9	3.3	9.2	6.9	4.6	5.4	4.0	2.7	7.0	5.2	3.5	10.1	7.5	5.0				
5.60	Strength	6.8*	5.1*	3.4*	9.3*	7.0*	4.7*	15.2	11.4	7.6	7.0*	5.2*	3.5*	9.6*	7.2*	4.8*	15.8	11.8	7.9				
	L/360	4.1	3.1	2.1	5.2	3.9	2.6	7.4	5.5	3.7	4.3	3.2	2.2	5.6	4.2	2.8	8.0	6.0	4.0				
6.00	Strength	5.9*	4.4*	2.9*	8.1	6.1	4.1	13.3	9.9	6.6	6.1*	4.5*	3.0*	8.4*	6.3*	4.2*	13.8	10.3	6.9				
	L/360	3.3	2.5	1.7	4.3	3.2	2.1	6	4.5	3.0	3.5	2.6	1.8	4.6	3.4	2.3	6.5	4.9	3.3				
6.40	Strength	5.2*	3.9*	2.6*	7.2	5.4	3.6	11.7	8.7	5.8	5.3*	4.0*	2.7*	7.4	5.5	3.7	12.1	9.1	6.0				
	L/360	2.8	2.1	1.4	3.5	2.6	1.8	4.9	3.7	2.5	2.9	2.2	1.4	3.8	2.8	1.9	5.4	4.0	2.7				
6.80	Strength	4.6	3.4	2.3	6.3	4.8	3.2	10.3	7.7	5.2	4.7	3.5	2.4	6.5	4.9	3.3	10.7	8.0	5.4				
	L/360	2.3	1.7	1.1	2.9	2.2	1.5	4.1	3.1	2.1	2.4	1.8	1.2	3.1	2.3	1.6	4.5	3.4	2.2				
7.20	Strength	4.1	3.1	2.0	5.7	4.2	2.8	9.2	6.9	4.6	4.2	3.2	2.1	5.8	4.4	2.9	9.6	7.2	4.8				
	L/360	1.9	1.4	1.0	2.5	1.8	1.2	3.5	2.6	1.7	2.0	1.5	1.0	2.6	2.0	1.3	3.8	2.8	1.9				
7.60	Strength	3.7	2.8	1.8	5.1	3.8	2.5	8.3	6.2	4.1	3.8	2.8	1.9	5.2	3.9	2.6	8.6	6.4	4.3				
	L/360	1.6	1.2	0.8	2.1	1.6	1.0	2.9	2.2	1.5	1.7	1.3	0.9	2.2	1.7	1.1	3.2	2.4	1.6				
8.00	Strength	3.3	2.5	1.7	4.6	3.4	2.3	7.5	5.6	3.7	3.4	2.6	1.7	4.7	3.5	2.4	7.7	5.8	3.9				
	L/360	1.4	1.1	0.7	1.8	1.3	0.9	2.5	1.9	1.3	1.5	1.1	0.7	1.9	1.4	1.0	2.8	2.1	1.4				
8.40	Strength	3.0	2.3	1.5	4.2	3.1	2.1	6.8	5.1	3.4	3.1	2.3	1.5	4.3	3.2	2.1	7.0	5.3	3.5				
	L/360	1.2	0.9	0.6	1.6	1.2	0.8	2.2	1.6	1.1	1.3	1.0	0.6	1.7	1.2	0.8	2.4	1.8	1.2				
8.80	Strength	2.7	2.1	1.4	3.8	2.8	1.9	6.2	4.6	3.1	2.8	2.1	1.4	3.9	2.9	2.0	6.4	4.8	3.2				
	L/360	1.1	0.8	0.5	1.3	1.0	0.7	1.9	1.4	0.9	1.1	0.8	0.6	1.4	1.1	0.7	2.1	1.6	1.0				
9.20	Strength	2.5	1.9		3.5	2.6	1.7	5.6	4.2	2.8	2.6	1.9	1.3	3.6	2.7	1.8	5.9	4.4	2.9				
	L/360	0.9	0.7		1.2	0.9	0.6	1.7	1.2	0.8	1.0	0.7	0.5	1.3	0.9	0.6	1.8	1.4	0.9				
9.60	Strength	2.3	1.7		3.2	2.4	1.6	5.2	3.9	2.6	2.4	1.8		3.3	2.5	1.6	5.4	4.0	2.7				
	L/360	0.8	0.6		1.0	0.8	0.5	1.5	1.1	0.7	0.9	0.6		1.1	0.8	0.6	1.6	1.2	0.8				
10.0	Strength	2.1	1.6		2.9	2.2		4.8	3.6	2.4	2.2	1.6		3.0	2.3	1.5	5.0	3.7	2.5				
	L/360	0.7	0.5		0.9	0.7		1.3	1.0	0.6	0.8	0.6		1.0	0.7	0.5	1.4	1.1	0.7				

NOTES:

* Web stiffeners required at ends of members.

1) Values greater than 24 kPa and less than 0.5 kPa are not shown.

2) For other deflection limits such as L/480, multiply the L/360 uniform specified loads by the following factor:

Deflection limit	Factor
L/480	360/480 = 0.75

FLOOR JOIST LOAD TABLE
Uniformly Distributed Single Span Loads (kPa) with $K_{\phi} = 0$

Strength - Factored Loads		L/360 - Specified Loads																							
Span (m)	Section	1200S162-68			1200S162-97			1200S200-68			1200S200-97			1200S250-68			1200S250-97			1200S300-68			1200S300-97		
	Design Criteria	Spacing (mm)			Spacing (mm)			Spacing (mm)			Spacing (mm)			Spacing (mm)			Spacing (mm)			Spacing (mm)			Spacing (mm)		
4.00	Strength	17.6*	13.2*	8.8*		22.1*	14.7*	20.6*	15.4*	10.3*			17.1*	22.1*	16.5*	11.0*			18.2*	22.8*	17.1*	11.4*			19.0*
	L/360	16.9	12.7	8.4		18.4	12.3	19.1	14.4	9.6			13.9	21.2	15.9	10.6			15.6	23.8	17.8	11.9			17.1
4.40	Strength	14.6*	10.9*	7.3*		18.3*	12.2*	17.0*	12.8*	8.5*		21.1*	14.1*	18.2*	13.7*	9.1*		22.5*	15.0*	18.8*	14.1*	9.4*		23.5*	15.7*
	L/360	12.7	9.5	6.3		13.9	9.2	14.4	10.8	7.2		15.7	10.4	15.9	11.9	7.9		17.5	11.7	17.9	13.4	8.9		19.3	12.8
4.80	Strength	12.3*	9.2*	6.1*	20.5*	15.3*	10.2*	14.3*	10.7*	7.1*	23.7*	17.8*	11.8*	15.3*	11.5*	7.7*		18.9*	12.6*	15.8*	11.9*	7.9*		19.8*	13.2*
	L/360	9.8	7.3	4.9	14.2	10.7	7.1	11.1	8.3	5.5	16.1	12.1	8.0	12.2	9.2	6.1		13.5	9.0	13.8	10.3	6.9		14.8	9.9
5.20	Strength	10.4*	7.8*	5.2*	17.4*	13.1*	8.7*	12.2*	9.1*	6.1*	20.2*	15.1*	10.1*	13.1*	9.8*	6.5*	21.5*	16.1*	10.7*	13.5*	10.1*	6.7*	22.5*	16.9*	11.2*
	L/360	7.7	5.8	3.8	11.2	8.4	5.6	8.7	6.5	4.4	12.6	9.5	6.3	9.6	7.2	4.8	14.2	10.6	7.1	10.8	8.1	5.4	15.6	11.7	7.8
5.60	Strength	9.0*	6.8*	4.5*	15	11.3	7.5	10.5*	7.9*	5.2*	17.4*	13.0*	8.7*	11.3*	8.4*	5.6*	18.5*	13.9*	9.3*	11.6*	8.7*	5.8*	19.4*	14.5*	9.7*
	L/360	6.1	4.6	3.1	9.0	6.7	4.5	7.0	5.2	3.5	10.1	7.6	5.1	7.7	5.8	3.9	11.3	8.5	5.7	8.7	6.5	4.3	12.5	9.3	6.2
6.00	Strength	7.8	5.9	3.9	13.1	9.8	6.5	9.1*	6.9*	4.6*	15.2*	11.4*	7.6*	9.8*	7.4*	4.9*	16.1*	12.1*	8.1*	10.1*	7.6*	5.1*	16.9*	12.7*	8.4*
	L/360	5.0	3.7	2.5	7.3	5.5	3.6	5.7	4.3	2.8	8.2	6.2	4.1	6.3	4.7	3.1	9.2	6.9	4.6	7.0	5.3	3.5	10.1	7.6	5.1
6.40	Strength	6.9	5.2	3.4	11.5	8.6	5.8	8.0*	6.0*	4.0*	13.3	10	6.7	8.6*	6.5*	4.3*	14.2*	10.6*	7.1*	8.9*	6.7*	4.5*	14.8*	11.1*	7.4*
	L/360	4.1	3.1	2.1	6.0	4.5	3.0	4.7	3.5	2.3	6.8	5.1	3.4	5.2	3.9	2.6	7.6	5.7	3.8	5.8	4.4	2.9	8.3	6.3	4.2
6.80	Strength	6.1	4.6	3.1	10.2	7.6	5.1	7.1*	5.3*	3.6*	11.8	8.8	5.9	7.6*	5.7*	3.8*	12.6	9.4	6.3	7.9*	5.9*	3.9*	13.1	9.9	6.6
	L/360	3.4	2.6	1.7	5.0	3.8	2.5	3.9	2.9	1.9	5.7	4.2	2.8	4.3	3.2	2.2	6.3	4.7	3.2	4.8	3.6	2.4	7.0	5.2	3.5
7.20	Strength	5.4	4.1	2.7	9.1	6.8	4.5	6.3	4.8	3.2	10.5	7.9	5.3	6.8*	5.1*	3.4*	11.2	8.4	5.6	7.0*	5.3*	3.5*	11.7	8.8	5.9
	L/360	2.9	2.2	1.4	4.2	3.2	2.1	3.3	2.5	1.6	4.8	3.6	2.4	3.6	2.7	1.8	5.3	4.0	2.7	4.1	3.1	2.0	5.9	4.4	2.9
7.60	Strength	4.9	3.7	2.4	8.2	6.1	4.1	5.7	4.3	2.8	9.4	7.1	4.7	6.1	4.6	3.1	10.1	7.5	5.0	6.3*	4.7*	3.2*	10.5	7.9	5.3
	L/360	2.5	1.8	1.2	3.6	2.7	1.8	2.8	2.1	1.4	4.1	3.0	2.0	3.1	2.3	1.5	4.5	3.4	2.3	3.5	2.6	1.7	5.0	3.7	2.5
8.00	Strength	4.4	3.3	2.2	7.4	5.5	3.7	5.1	3.9	2.6	8.5	6.4	4.3	5.5	4.1	2.8	9.1	6.8	4.5	5.7	4.3	2.8	9.5	7.1	4.7
	L/360	2.1	1.6	1.1	3.1	2.3	1.5	2.4	1.8	1.2	3.5	2.6	1.7	2.6	2.0	1.3	3.9	2.9	1.9	3.0	2.2	1.5	4.3	3.2	2.1
8.40	Strength	4.0	3.0	2.0	6.7	5.0	3.3	4.7	3.5	2.3	7.7	5.8	3.9	5.0	3.8	2.5	8.2	6.2	4.1	5.2	3.9	2.6	8.6	6.5	4.3
	L/360	1.8	1.4	0.9	2.7	2.0	1.3	2.1	1.5	1.0	3.0	2.2	1.5	2.3	1.7	1.1	3.4	2.5	1.7	2.6	1.9	1.3	3.7	2.8	1.8
8.80	Strength	3.6	2.7	1.8	6.1	4.6	3.0	4.3	3.2	2.1	7.0	5.3	3.5	4.6	3.4	2.3	7.5	5.6	3.8	4.7	3.5	2.4	7.9	5.9	3.9
	L/360	1.6	1.2	0.8	2.3	1.7	1.2	1.8	1.3	0.9	2.6	2.0	1.3	2.0	1.5	1.0	2.9	2.2	1.5	2.2	1.7	1.1	3.2	2.4	1.6
9.20	Strength	3.3	2.5	1.7	5.6	4.2	2.8	3.9	2.9	1.9	6.4	4.8	3.2	4.2	3.1	2.1	6.9	5.2	3.4	4.3	3.2	2.2	7.2	5.4	3.6
	L/360	1.4	1.0	0.7	2.0	1.5	1.0	1.6	1.2	0.8	2.3	1.7	1.1	1.7	1.3	0.9	2.6	1.9	1.3	2.0	1.5	1.0	2.8	2.1	1.4
9.60	Strength	3.1	2.3	1.5	5.1	3.8	2.6	3.6	2.7	1.8	5.9	4.4	3.0	3.8	2.9	1.9	6.3	4.7	3.2	4.0	3.0	2.0	6.6	4.9	3.3
	L/360	1.2	0.9	0.6	1.8	1.3	0.9	1.4	1.0	0.7	2.0	1.5	1.0	1.5	1.1	0.8	2.3	1.7	1.1	1.7	1.3	0.9	2.5	1.9	1.2
10.0	Strength	2.8	2.1	1.4	4.7	3.5	2.4	3.3	2.5	1.6	5.5	4.1	2.7	3.5	2.6	1.8	5.8	4.4	2.9	3.6	2.7	1.8	6.1	4.6	3.0
	L/360	1.1	0.8	0.5	1.6	1.2	0.8	1.2	0.9	0.6	1.8	1.3	0.9	1.4	1.0	0.7	2.0	1.5	1.0	1.5	1.1	0.8	2.2	1.6	1.1
10.4	Strength	2.6	2.0	1.3	4.4	3.3	2.2	3.0	2.3	1.5	5.0	3.8	2.5	3.3	2.4	1.6	5.4	4.0	2.7	3.4	2.5	1.7	5.6	4.2	2.8
	L/360	1.0	0.7	0.5	1.4	1.0	0.7	1.1	0.8	0.5	1.6	1.2	0.8	1.2	0.9	0.6	1.8	1.3	0.9	1.4	1.0	0.7	1.9	1.5	1.0
10.8	Strength	2.4	1.8		4.0	3.0	2.0	2.8	2.1	1.4	4.7	3.5	2.3	3.0	2.3	1.5	5.0	3.7	2.5	3.1	2.3	1.6	5.2	3.9	2.6
	L/360	0.9	0.6		1.2	0.9	0.6	1.0	0.7	0.5	1.4	1.1	0.7	1.1	0.8	0.5	1.6	1.2	0.8	1.2	0.9	0.6	1.7	1.3	0.9
11.2	Strength	2.3	1.7		3.8	2.8	1.9	2.6	2.0		4.3	3.3	2.2	2.8	2.1	1.4	4.6	3.5	2.3	2.9	2.2	1.5	4.8	3.6	2.4
	L/360	0.8	0.6		1.1	0.8	0.6	0.9	0.7		1.3	0.9	0.6	1.0	0.7	0.5	1.4	1.1	0.7	1.1	0.8	0.5	1.6	1.2	0.8
11.6	Strength	2.1	1.6		3.5	2.6	1.8	2.4	1.8		4.1	3.0	2.0	2.6	2.0		4.3	3.2	2.2	2.7	2.0	1.4	4.5	3.4	2.3
	L/360	0.7	0.5		1.0	0.8	0.5	0.8	0.6		1.1	0.9	0.6	0.9	0.7		1.3	1.0	0.6	1.0	0.7	0.5	1.4	1.1	0.7

NOTES:

* Web stiffeners required at ends of members.

1) Values greater than 24 kPa and less than 0.5 kPa are not shown.

2) For other deflection limits such as L/480, multiply the L/360 uniform specified loads by the following factor:

Deflection limit	Factor
L/480	360/480 = 0.75

FLOOR JOIST LOAD TABLE
Uniformly Distributed Single Span Loads (kPa) with $K_{\phi} = 0$

Strength - Factored Loads		L/360 - Specified Loads																								
Span (m)	Section Design Criteria	1400S162-68			1400S162-97			1400S200-68			1400S200-97			1400S250-68			1400S250-97			1400S300-68			1400S300-97			
		Spacing (mm)			Spacing (mm)			Spacing (mm)			Spacing (mm)			Spacing (mm)			Spacing (mm)			Spacing (mm)			Spacing (mm)			
		305	406	610	305	406	610	305	406	610	305	406	610	305	406	610	305	406	610	305	406	610	305	406	610	
4.40	Strength	16.4*	12.3*	8.2*	21.0*	14.0*	19.5*	14.6*	9.7*		16.3*	20.0*	15.0*	10.0*				17.5*	20.0*	15.0*	10.0*				18.4*	
	L/360	18.1	13.6	9.1	20.1	13.4	20.5	15.4	10.2		15.1	22.5	16.9	11.3				16.8	23.8	17.9	11.9				18.1	
4.80	Strength	13.8*	10.3*	6.9*	23.6*	17.7*	11.8*	16.3*	12.3*	8.2*	20.6*	13.7*	17.6*	13.2*	8.8*		22.1*	14.7*	18.4*	13.8*	9.2*			23.2*	15.4*	
	L/360	14.0	10.5	7.0	20.6	15.5	10.3	15.8	11.8	7.9	17.4	11.6	17.4	13.0	8.7		19.4	12.9	18.3	13.8	9.2			20.9	14.0	
5.20	Strength	11.7*	8.8*	5.9*	20.1*	15.1*	10.0*	13.9*	10.4*	7.0*	23.4*	17.5*	11.7*	15.0*	11.3*	7.5*		18.8*	12.6*	15.7*	11.8*	7.8*			19.7*	13.2*
	L/360	11.0	8.2	5.5	16.2	12.2	8.1	12.4	9.3	6.2	18.2	13.7	9.1	13.7	10.2	6.8		15.2	10.2	14.4	10.8	7.2			16.5	11
5.60	Strength	10.1*	7.6*	5.1*	17.3*	13.0*	8.7*	12.0*	9.0*	6.0*	20.1*	15.1*	10.1*	13.0*	9.7*	6.5*	21.7*	16.2*	10.8*	13.5*	10.1*	6.8*	22.7*	17.0*	11.3*	
	L/360	8.8	6.6	4.4	13.0	9.8	6.5	9.9	7.5	5.0	14.6	11.0	7.3	10.9	8.2	5.5	16.3	12.2	8.1	11.6	8.7	5.8	17.6	13.2	8.8	
6.00	Strength	8.8*	6.6*	4.4*	15.1*	11.3*	7.5*	10.5*	7.8*	5.2*	17.5*	13.2*	8.8*	11.3*	8.5*	5.6*	18.9*	14.1*	9.4*	11.8*	8.8*	5.9*	19.8*	14.8*	9.9*	
	L/360	7.2	5.4	3.6	10.6	7.9	5.3	8.1	6.1	4.0	11.9	8.9	5.9	8.9	6.7	4.4	13.2	9.9	6.6	9.4	7.0	4.7	14.3	10.7	7.1	
6.40	Strength	7.7*	5.8*	3.9*	13.2	9.9	6.6	9.2*	6.9*	4.6*	15.4*	11.6*	7.7*	9.9*	7.4*	5.0*	16.6*	12.4*	8.3*	10.4*	7.8*	5.2*	17.4*	13.0*	8.7*	
	L/360	5.9	4.4	2.9	8.7	6.5	4.4	6.7	5.0	3.3	9.8	7.3	4.9	7.3	5.5	3.7	10.9	8.2	5.4	7.7	5.8	3.9	11.8	8.8	5.9	
6.80	Strength	6.9*	5.1*	3.4*	11.7	8.8	5.9	8.1*	6.1*	4.1*	13.7*	10.2*	6.8*	8.8*	6.6*	4.4*	14.7*	11.0*	7.3*	9.2*	6.9*	4.6*	15.4*	11.5*	7.7*	
	L/360	4.9	3.7	2.5	7.3	5.4	3.6	5.5	4.2	2.8	8.2	6.1	4.1	6.1	4.6	3.1	9.1	6.8	4.5	6.5	4.8	3.2	9.8	7.4	4.9	
7.20	Strength	6.1	4.6	3.1	10.5	7.9	5.2	7.3*	5.4*	3.6*	12.2	9.1	6.1	7.8*	5.9*	3.9*	13.1*	9.8*	6.5*	8.2*	6.1*	4.1*	13.7*	10.3*	6.9*	
	L/360	4.1	3.1	2.1	6.1	4.6	3.1	4.7	3.5	2.3	6.9	5.2	3.4	5.1	3.9	2.6	7.7	5.7	3.8	5.4	4.1	2.7	8.3	6.2	4.1	
7.60	Strength	5.5	4.1	2.7	9.4	7.0	4.7	6.5*	4.9*	3.3*	10.9	8.2	5.5	7.0*	5.3*	3.5*	11.8*	8.8*	5.9*	7.3*	5.5*	3.7*	12.3*	9.2*	6.2*	
	L/360	3.5	2.6	1.8	5.2	3.9	2.6	4.0	3.0	2.0	5.8	4.4	2.9	4.4	3.3	2.2	6.5	4.9	3.3	4.6	3.5	2.3	7.0	5.3	3.5	
8.00	Strength	5.0	3.7	2.5	8.5	6.4	4.2	5.9*	4.4*	2.9*	9.9	7.4	4.9	6.3*	4.8*	3.2*	10.6	8.0	5.3	6.6*	5.0*	3.3*	11.1*	8.3*	5.6*	
	L/360	3.0	2.3	1.5	4.5	3.3	2.2	3.4	2.6	1.7	5.0	3.8	2.5	3.8	2.8	1.9	5.6	4.2	2.8	4.0	3.0	2.0	6.0	4.5	3.0	
8.40	Strength	4.5	3.4	2.2	7.7	5.8	3.8	5.3	4.0	2.7	9.0	6.7	4.5	5.8*	4.3*	2.9*	9.6	7.2	4.8	6.0*	4.5*	3.0*	10.1	7.6	5.0	
	L/360	2.6	2.0	1.3	3.9	2.9	1.9	2.9	2.2	1.5	4.3	3.2	2.2	3.2	2.4	1.6	4.8	3.6	2.4	3.4	2.6	1.7	5.2	3.9	2.6	
8.80	Strength	4.1	3.1	2.0	7.0	5.3	3.5	4.9	3.6	2.4	8.2	6.1	4.1	5.2*	3.9*	2.6*	8.8	6.6	4.4	5.5*	4.1*	2.7*	9.2	6.9	4.6	
	L/360	2.3	1.7	1.1	3.4	2.5	1.7	2.6	1.9	1.3	3.8	2.8	1.9	2.8	2.1	1.4	4.2	3.1	2.1	3.0	2.2	1.5	4.5	3.4	2.3	
9.20	Strength	3.7	2.8	1.9	6.4	4.8	3.2	4.4	3.3	2.2	7.5	5.6	3.7	4.8	3.6	2.4	8.0	6.0	4.0	5.0*	3.8*	2.5*	8.4	6.3	4.2	
	L/360	2.0	1.5	1.0	2.9	2.2	1.5	2.2	1.7	1.1	3.3	2.5	1.6	2.5	1.8	1.2	3.7	2.8	1.8	2.6	2.0	1.3	4.0	3.0	2.0	
9.60	Strength	3.4	2.6	1.7	5.9	4.4	2.9	4.1	3.1	2.0	6.9	5.1	3.4	4.4	3.3	2.2	7.4	5.5	3.7	4.6	3.5	2.3	7.7	5.8	3.9	
	L/360	1.7	1.3	0.9	2.6	1.9	1.3	2.0	1.5	1.0	2.9	2.2	1.4	2.2	1.6	1.1	3.2	2.4	1.6	2.3	1.7	1.1	3.5	2.6	1.7	
10.0	Strength	3.2	2.4	1.6	5.4	4.1	2.7	3.8	2.8	1.9	6.3	4.7	3.2	4.1	3.0	2.0	6.8	5.1	3.4	4.2	3.2	2.1	7.1	5.3	3.6	
	L/360	1.5	1.2	0.8	2.3	1.7	1.1	1.7	1.3	0.9	2.6	1.9	1.3	1.9	1.4	1.0	2.9	2.1	1.4	2.0	1.5	1.0	3.1	2.3	1.5	
10.4	Strength	2.9	2.2	1.5	5.0	3.8	2.5	3.5	2.6	1.7	5.8	4.4	2.9	3.8	2.8	1.9	6.3	4.7	3.1	3.9	2.9	2.0	6.6	4.9	3.3	
	L/360	1.4	1.0	0.7	2.0	1.5	1.0	1.6	1.2	0.8	2.3	1.7	1.1	1.7	1.3	0.9	2.5	1.9	1.3	1.8	1.4	0.9	2.7	2.1	1.4	
10.8	Strength	2.7	2.0	1.4	4.7	3.5	2.3	3.2	2.4	1.6	5.4	4.1	2.7	3.5	2.6	1.7	5.8	4.4	2.9	3.6	2.7	1.8	6.1	4.6	3.1	
	L/360	1.2	0.9	0.6	1.8	1.4	0.9	1.4	1.0	0.7	2.0	1.5	1.0	1.5	1.1	0.8	2.3	1.7	1.1	1.6	1.2	0.8	2.5	1.8	1.2	
11.2	Strength	2.5	1.9	1.3	4.3	3.2	2.2	3.0	2.3	1.5	5.0	3.8	2.5	3.2	2.4	1.6	5.4	4.1	2.7	3.4	2.5	1.7	5.7	4.3	2.8	
	L/360	1.1	0.8	0.5	1.6	1.2	0.8	1.2	0.9	0.6	1.8	1.4	0.9	1.4	1.0	0.7	2.0	1.5	1.0	1.4	1.1	0.7	2.2	1.6	1.1	
11.6	Strength	2.4	1.8	1.2	4.0	3.0	2.0	2.8	2.1	1.4	4.7	3.5	2.3	3.0	2.3	1.5	5.0	3.8	2.5	3.2	2.4	1.6	5.3	4.0	2.6	
	L/360	1.0	0.7	0.5	1.5	1.1	0.7	1.1	0.8	0.6	1.6	1.2	0.8	1.2	0.9	0.6	1.8	1.4	0.9	1.3	1.0	0.6	2.0	1.5	1.0	
12.0	Strength	2.2	1.7		3.8	2.8	1.9	2.6	2.0	1.3	4.4	3.3	2.2	2.8	2.1	1.4	4.7	3.5	2.4	2.9	2.2	1.5	4.9	3.7	2.5	
	L/360	0.9	0.7		1.3	1.0	0.7	1.0	0.8	0.5	1.5	1.1	0.7	1.1	0.8	0.6	1.7	1.2	0.8	1.2	0.9	0.6	1.8	1.3	0.9	
12.4	Strength	2.1	1.5		3.5	2.6	1.8	2.4	1.8		4.1	3.1	2.1	2.6	2.0	1.3	4.4	3.3	2.2	2.8	2.1	1.4	4.6	3.5	2.3	
	L/360	0.8	0.6		1.2	0.9	0.6	0.9	0.7		1.3	1.0	0.7	1.0	0.8	0.5	1.5	1.1	0.7	1.1	0.8	0.5	1.6	1.2	0.8	

NOTES:

* Web stiffeners required at ends of members.

1) Values greater than 24 kPa and less than 0.5 kPa are not shown.

2) For other deflection limits such as L/480, multiply the L/360 uniform specified loads by the following factor:

Deflection limit	Factor
L/480	360/480 = 0.75

FLOOR JOIST LOAD TABLE
Uniformly Distributed Single Span Loads (kPa) with $K_{\phi} = 0$

Strength - Factored Loads		L/360 - Specified Loads																								
Span (m)	Section Design Criteria	800S162-43			800S162-54			800S162-68			800S162-97			800S200-43			800S200-54			800S200-68			800S200-97			
		Spacing (mm)			Spacing (mm)			Spacing (mm)			Spacing (mm)			Spacing (mm)			Spacing (mm)			Spacing (mm)			Spacing (mm)			
		305	406	610	305	406	610	305	406	610	305	406	610	305	406	610	305	406	610	305	406	610	305	406	610	
2.40	Strength	13.6*	10.2*	6.8*		18.2*	12.1*			16.6*				15.7*	11.8*	7.9*		20.9*	13.9*			19.0*				
	L/360	19.2	14.4	9.6		17.9	11.9			15.1				22.7	17.0	11.3		21.1	14.1			17.4				
2.80	Strength	10.0*	7.5*	5.0*	17.8*	13.4*	8.9*			18.3*	12.2*			19.5*	11.5*	8.7*	5.8*	20.5*	15.3*	10.2*		20.9*	14.0*			22.1*
	L/360	12.1	9.1	6	15	11.3	7.5			14.2	9.5			13.1	14.3	10.7	7.1	17.7	13.3	8.9		16.4	11.0			15.1
3.20	Strength	7.7*	5.8*	3.8*	13.6*	10.2*	6.8*	18.7*	14.0*	9.3*			22.4*	14.9*	8.8*	6.6*	4.4*	15.7*	11.7*	7.8*	21.4*	16.0*	10.7*			16.9*
	L/360	8.1	6.1	4.0	1.0	7.5	5.0	12.7	9.5	6.4			13.1	8.8	9.6	7.2	4.8	11.9	8.9	5.9	14.7	11.0	7.3			10.1
3.60	Strength	6.1	4.5	3.0	10.8*	8.1*	5.4*	14.8*	11.1*	7.4*	23.6	17.7	11.8	7.0*	5.2*	3.5*	12.4*	9.3*	6.2*	16.9*	12.7*	8.4*			20.1*	13.4*
	L/360	5.7	4.3	2.8	7.1	5.3	3.5	8.9	6.7	4.5	12.3	9.2	6.2	6.7	5.0	3.4	8.3	6.2	4.2	10.3	7.7	5.2			10.7	7.1
4.00	Strength	4.9	3.7	2.5	8.7*	6.5*	4.4*	12.0	9.0	6.0	19.1	14.3	9.5	5.7*	4.2*	2.8*	10.0*	7.5*	5.0*	13.7*	10.3*	6.8*	21.7	16.3	10.8	
	L/360	4.1	3.1	2.1	5.1	3.9	2.6	6.5	4.9	3.3	9.0	6.7	4.5	4.9	3.7	2.4	6.1	4.6	3.0	7.5	5.6	3.8	10.4	7.8	5.2	
4.40	Strength	4.1	3.0	2.0	7.2	5.4	3.6	9.9	7.4	4.9	15.8	11.8	7.9	4.7	3.5	2.3	8.3*	6.2*	4.1*	11.3	8.5	5.7	17.9	13.4	9.0	
	L/360	3.1	2.3	1.6	3.9	2.9	1.9	4.9	3.7	2.4	6.7	5.1	3.4	3.7	2.8	1.8	4.6	3.4	2.3	5.7	4.2	2.8	7.8	5.8	3.9	
4.80	Strength	3.4	2.6	1.7	6.1	4.5	3.0	8.3	6.2	4.2	13.3	9.9	6.6	3.9	2.9	2.0	7.0*	5.2*	3.5*	9.5	7.1	4.7	15.1	11.3	7.5	
	L/360	2.4	1.8	1.2	3.0	2.2	1.5	3.8	2.8	1.9	5.2	3.9	2.6	2.8	2.1	1.4	3.5	2.6	1.8	4.4	3.3	2.2	6.0	4.5	3.0	
5.20	Strength	2.9	2.2	1.5	5.2	3.9	2.6	7.1	5.3	3.5	11.3	8.5	5.6	3.3	2.5	1.7	5.9	4.5	3.0	8.1	6.1	4.0	12.8	9.6	6.4	
	L/360	1.9	1.4	0.9	2.3	1.8	1.2	3.0	2.2	1.5	4.1	3.1	2.0	2.2	1.7	1.1	2.8	2.1	1.4	3.4	2.6	1.7	4.7	3.5	2.4	
5.60	Strength	2.5	1.9	1.3	4.5	3.3	2.2	6.1	4.6	3.0	9.7	7.3	4.9	2.9	2.2	1.4	5.1	3.8	2.6	7.0	5.2	3.5	11.1	8.3	5.5	
	L/360	1.5	1.1	0.8	1.9	1.4	0.9	2.4	1.8	1.2	3.3	2.5	1.6	1.8	1.3	0.9	2.2	1.7	1.1	2.7	2.1	1.4	3.8	2.8	1.9	
6.00	Strength	2.2	1.6	1.1	3.9	2.9	1.9	5.3	4.0	2.7	8.5	6.4	4.2	2.5	1.9	1.3	4.5	3.3	2.2	6.1	4.6	3.0	9.6	7.2	4.8	
	L/360	1.2	0.9	0.6	1.5	1.1	0.8	1.9	1.4	1.0	2.7	2.0	1.3	1.5	1.1	0.7	1.8	1.3	0.9	2.2	1.7	1.1	3.1	2.3	1.5	
6.40	Strength	1.9	1.4	1.0	3.4	2.6	1.7	4.7	3.5	2.3	7.5	5.6	3.7	2.2	1.7	1.1	3.9	2.9	2.0	5.3	4.0	2.7	8.5	6.4	4.2	
	L/360	1.0	0.8	0.5	1.3	0.9	0.6	1.6	1.2	0.8	2.2	1.6	1.1	1.2	0.9	0.6	1.5	1.1	0.7	1.8	1.4	0.9	2.5	1.9	1.3	
6.80	Strength	1.7	1.3		3.0	2.3	1.5	4.1	3.1	2.1	6.6	5.0	3.3	2.0	1.5	1.0	3.5	2.6	1.7	4.7	3.5	2.4	7.5	5.6	3.8	
	L/360	0.8	0.6		1.0	0.8	0.5	1.3	1.0	0.7	1.8	1.4	0.9	1.0	0.7	0.5	1.2	0.9	0.6	1.5	1.1	0.8	2.1	1.6	1.1	
7.20	Strength	1.5	1.1		2.7	2.0		3.7	2.8	1.8	5.9	4.4	2.9	1.7	1.3		3.1	2.3	1.5	4.2	3.2	2.1	6.7	5.0	3.3	
	L/360	0.7	0.5		0.9	0.7		1.1	0.8	0.6	1.5	1.2	0.8	0.8	0.6		1.0	0.8	0.5	1.3	1.0	0.6	1.8	1.3	0.9	
7.60	Strength	1.4			2.4	1.8		3.3	2.5		5.3	4.0	2.6	1.6	1.2		2.8	2.1		3.8	2.8	1.9	6.0	4.5	3.0	
	L/360	0.6			0.8	0.6		1.0	0.7		1.3	1.0	0.7	0.7	0.5		0.9	0.7		1.1	0.8	0.5	1.5	1.1	0.8	
8.00	Strength	1.2			2.2	1.6		3.0	2.2		4.8	3.6	2.4	1.4			2.5	1.9		3.4	2.6		5.4	4.1	2.7	
	L/360	0.5			0.6	0.5		0.8	0.6		1.1	0.8	0.6	0.6			0.8	0.6		0.9	0.7		1.3	1.0	0.6	
8.40	Strength				2.0			2.7	2.0		4.3	3.2	2.2	1.3			2.3	1.7		3.1	2.3		4.9	3.7	2.5	
	L/360				0.6			0.7	0.5		1.0	0.7	0.5	0.5			0.7	0.5		0.8	0.6		1.1	0.8	0.6	
8.80	Strength				1.8			2.5			3.9	3.0					2.1			2.8	2.1		4.5	3.4	2.2	
	L/360				0.5			0.6			0.8	0.6					0.6			0.7	0.5		1.0	0.7	0.5	
9.20	Strength							2.3			3.6	2.7					1.9			2.6			4.1	3.1		
	L/360							0.5			0.7	0.6					0.5			0.6			0.9	0.6		

NOTES:

* Web stiffeners required at ends of members.

1) Values greater than 24 kPa and less than 0.5 kPa are not shown.

2) For other deflection limits such as L/480, multiply the L/360 uniform specified loads by the following factor:

Deflection limit	Factor
L/480	360/480 = 0.75


Header Load Tables

Table Notes

- 1 Values are for unpunched members and are given in kilonewtons per metre.
- 2 Headers are made from two "boxed" or "back-to-back" C-section members.
- 3 Factored moment, shear and web crippling resistances are based on twice the resistance of a single member. The moment of inertia for deflection is based on twice the value of a single member.
- 4 Web crippling check is based on 25 mm of bearing at end supports.
- 5 Members are assumed to be adequately braced for bending.
- 6 Header loads are for simply supported members subjected to uniform bending loads only.



Back-to-Back Header



Boxed Header

UNIFORM DISTRIBUTED HEADER LOADS (kN/m)

Strength - Factored Loads

L/360 - Specified Loads

Section	Design Criteria	F _y (MPa)	Span (m)												
			1.2	1.6	2.0	2.4	2.8	3.2	3.6	4.0	4.4	4.8	5.2	5.6	6.0
600S162-33	Strength	230	11.93e	8.95e	6.40e	4.44e	3.27e	2.50e	1.98e	1.60e	1.32e	1.11e	0.95e	0.82e	0.71e
	L/360		36.9	15.6	7.97	4.61	2.91	1.95	1.37	1.00	0.75	0.58	0.45	0.36	0.30
600S162-43	Strength	230	25.48e	14.33e	9.17e	6.37e	4.68e	3.58e	2.83e	2.29e	1.90e	1.59e	1.36e	1.17e	1.02e
	L/360		47.7	20.1	10.3	5.96	3.75	2.51	1.77	1.29	0.97	0.75	0.59	0.47	0.38
600S162-54	Strength	345	45.53e	25.61e	16.39e	11.38e	8.36e	6.40e	5.06e	4.10e	3.39e	2.85	2.42	2.09	1.82
	L/360		58.9	24.9	12.7	7.36	4.64	3.11	2.18	1.59	1.19	0.92	0.72	0.58	0.47
600S162-68	Strength	345	61.57e	34.64e	22.16e	15.39e	11.31e	8.66e	6.84e	5.54e	4.58	3.85	3.28	2.83	2.46
	L/360		72.6	30.6	15.7	9.07	5.71	3.83	2.69	1.96	1.47	1.13	0.89	0.71	0.58
600S162-97	Strength	345	107.03e	60.21e	38.53e	26.76e	19.66e	15.05e	11.89e	9.63	7.96	6.69	5.70	4.91	4.28
	L/360		98.8	41.7	21.3	12.4	7.78	5.21	3.66	2.67	2.00	1.54	1.21	0.97	0.79
600S200-33	Strength	230	11.93e	8.95e	7.16e	5.05e	3.71e	2.84e	2.25e	1.82e	1.50e	1.26e	1.08e	0.93e	0.81e
	L/360		42.0	17.7	9.08	5.25	3.31	2.22	1.56	1.14	0.85	0.66	0.52	0.41	0.34
600S200-43	Strength	230	26.46e	16.26e	10.41e	7.23e	5.31e	4.07e	3.21e	2.60e	2.15e	1.81e	1.54e	1.33e	1.16e
	L/360		55.3	23.3	11.9	6.91	4.35	2.91	2.05	1.49	1.12	0.86	0.68	0.54	0.44
600S200-54	Strength	345	51.44e	28.94e	18.52e	12.86e	9.45e	7.23e	5.72e	4.63e	3.83e	3.21e	2.74e	2.36	2.06
	L/360		68.4	28.8	14.8	8.54	5.38	3.60	2.53	1.85	1.39	1.07	0.84	0.67	0.55
600S200-68	Strength	345	69.53e	39.11e	25.03e	17.38e	12.77e	9.78e	7.73e	6.26e	5.17e	4.35	3.70	3.19	2.78
	L/360		84.4	35.6	18.2	10.6	6.65	4.45	3.13	2.28	1.71	1.32	1.04	0.83	0.68
600S200-97	Strength	345	121.76e	68.50e	43.83e	30.44e	22.37e	17.12e	13.53e	10.96e	9.06	7.61	6.48	5.59	4.87
	L/360		116	48.8	25.0	14.5	9.10	6.09	4.28	3.12	2.34	1.81	1.42	1.14	0.92
600S250-33	Strength	230	11.93e	8.95e	7.16e	5.29e	3.89e	2.97e	2.35e	1.90e	1.57e	1.32e	1.13e	0.97e	0.85e
	L/360		46.5	19.6	10.0	5.81	3.66	2.45	1.72	1.26	0.94	0.73	0.57	0.46	0.37
600S250-43	Strength	230	26.46e	17.12e	10.96e	7.61e	5.59e	4.28e	3.38e	2.74e	2.26e	1.90e	1.62e	1.40e	1.22e
	L/360		63.0	26.6	13.6	7.87	4.96	3.32	2.33	1.70	1.28	0.98	0.77	0.62	0.50
600S250-54	Strength	345	52.77e	30.33e	19.41e	13.48e	9.90e	7.58e	5.99e	4.85e	4.01e	3.37e	2.87e	2.48	2.16
	L/360		75.2	31.7	16.2	9.40	5.92	3.97	2.79	2.03	1.53	1.18	0.92	0.74	0.60
600S250-68	Strength	345	73.40e	41.29e	26.42e	18.35e	13.48e	10.32e	8.16e	6.61e	5.46e	4.59e	3.91	3.37	2.94
	L/360		96.0	40.5	20.7	12.0	7.56	5.06	3.56	2.59	1.95	1.50	1.18	0.94	0.77
600S250-97	Strength	345	115.76e	65.13e	41.67e	28.94e	21.26e	16.28e	12.86e	10.42e	8.61	7.24	6.17	5.32	4.63
	L/360		134	56.5	28.9	16.7	10.5	7.05	4.96	3.61	2.71	2.09	1.64	1.32	1.07
600S200-33	Strength	230	11.93e	8.95e	7.16e	5.45e	4.00e	3.06e	2.42e	1.96e	1.62e	1.36e	1.16e	1.00e	0.87e
	L/360		50.3	21.2	10.9	6.29	3.96	2.65	1.86	1.36	1.02	0.79	0.62	0.49	0.40
600S300-43	Strength	230	26.46e	17.72e	11.34e	7.88e	5.79e	4.43e	3.50e	2.84e	2.34e	1.97e	1.68e	1.45e	1.26e
	L/360		67.8	28.6	14.6	8.47	5.34	3.57	2.51	1.83	1.38	1.06	0.83	0.67	0.54
600S300-54	Strength	345	52.77e	31.28e	20.02e	13.90e	10.21e	7.82e	6.18e	5.01e	4.14e	3.48e	2.96e	2.55e	2.22
	L/360		81.0	34.2	17.5	10.1	6.37	4.27	3.00	2.19	1.64	1.26	0.99	0.80	0.65
600S300-68	Strength	345	76.11e	42.82e	27.40e	19.03e	13.98e	10.70e	8.46e	6.85e	5.66e	4.76e	4.05	3.49	3.04
	L/360		104	43.9	22.5	13.0	8.19	5.48	3.85	2.81	2.11	1.63	1.28	1.02	0.83
600S300-97	Strength	345	121.54e	68.38e	43.75e	30.39e	22.33e	17.09e	13.50e	10.94e	9.04	7.60	6.47	5.58	4.86
	L/360		149	63.0	32.2	18.7	11.8	7.87	5.53	4.03	3.03	2.33	1.83	1.47	1.19

NOTE: "e" web stiffeners required at ends.

UNIFORM DISTRIBUTED HEADER LOADS (kN/m)

Strength - Factored Loads

L/360 - Specified Loads

Section	Design Criteria	F _y (MPa)	Span (m)												
			1.2	1.6	2.0	2.4	2.8	3.2	3.6	4.0	4.4	4.8	5.2	5.6	6.0
800S162-43	Strength	230	19.65e	14.74e	11.79e	8.61e	6.32e	4.84e	3.83e	3.10e	2.56e	2.15e	1.83e	1.58e	1.38e
	L/360		92.3	38.9	19.9	11.5	7.26	4.86	3.42	2.49	1.87	1.44	1.13	0.91	0.74
800S162-54	Strength	345	39.09e	29.32e	22.19e	15.41e	11.32e	8.67e	6.85e	5.55e	4.58e	3.85e	3.28e	2.83e	2.47e
	L/360		115	48.4	24.8	14.3	9.02	6.04	4.24	3.09	2.32	1.79	1.41	1.13	0.92
800S162-68	Strength	345	78.90e	47.70e	30.52e	21.20e	15.57e	11.92e	9.42e	7.63e	6.31e	5.30e	4.52e	3.89e	3.39
	L/360		145	61.2	31.3	18.1	11.4	7.65	5.38	3.92	2.94	2.27	1.78	1.43	1.16
800S162-97	Strength	345	135.34e	76.14e	48.72e	33.84e	24.86e	19.03e	15.04e	12.18e	10.07e	8.46e	7.21	6.21	5.41
	L/360		200	84.4	43.2	25.0	15.8	10.6	7.41	5.40	4.06	3.13	2.46	1.97	1.60
800S200-43	Strength	230	19.65e	14.74e	11.79e	9.83e	7.24e	5.54e	4.38e	3.55e	2.93e	2.46e	2.10e	1.81e	1.58e
	L/360		109	46.1	23.6	13.7	8.60	5.76	4.04	2.95	2.21	1.71	1.34	1.07	0.87
800S200-54	Strength	345	39.09e	29.32e	23.46e	17.55e	12.89e	9.87e	7.80e	6.32e	5.22e	4.39e	3.74e	3.22e	2.81e
	L/360		135	57.1	29.2	16.9	10.7	7.14	5.01	3.65	2.75	2.11	1.66	1.33	1.08
800S200-68	Strength	345	78.90e	54.04e	34.57e	24.01e	17.64e	13.51e	10.67e	8.65e	7.14e	6.00e	5.12e	4.41e	3.84e
	L/360		168	70.7	36.2	21.0	13.2	8.84	6.21	4.53	3.40	2.62	2.06	1.65	1.34
800S200-97	Strength	345	152.63e	85.87e	54.94e	38.16e	28.04e	21.46e	16.96e	13.74e	11.35e	9.54e	8.13e	7.01	6.11
	L/360		231	97.4	49.8	28.8	18.2	12.2	8.54	6.23	4.68	3.60	2.84	2.27	1.85
800S250-43	Strength	230	19.65e	14.74e	11.79e	9.83e	7.61e	5.82e	4.60e	3.73e	3.08e	2.59e	2.21e	1.90e	1.66e
	L/360		123	51.9	26.6	15.4	9.68	6.48	4.55	3.32	2.49	1.92	1.51	1.21	0.98
800S250-54	Strength	345	39.09e	29.32e	23.46e	18.37e	13.50e	10.33e	8.16e	6.61e	5.46e	4.59e	3.91e	3.37e	2.94e
	L/360		147	62.2	31.8	18.4	11.6	7.77	5.45	3.98	2.99	2.30	1.81	1.45	1.18
800S250-68	Strength	345	78.90e	56.80e	36.35e	25.24e	18.55e	14.20e	11.22e	9.09e	7.51e	6.31e	5.38e	4.64e	4.04e
	L/360		188	79.3	40.6	23.5	14.8	9.92	6.96	5.08	3.81	2.94	2.31	1.85	1.50
800S250-97	Strength	345	162.26e	91.28e	58.41e	40.57e	29.81e	22.82e	18.03e	14.60e	12.07e	10.14e	8.64e	7.45e	6.49
	L/360		263	111	56.9	32.9	20.7	13.9	9.75	7.11	5.34	4.12	3.24	2.59	2.11
800S300-43	Strength	230	19.65e	14.74e	11.79e	9.83e	7.84e	6.00e	4.74e	3.84e	3.18e	2.67e	2.27e	1.96e	1.71e
	L/360		132	55.5	28.4	16.4	10.4	6.93	4.87	3.55	2.67	2.05	1.62	1.29	1.05
800S300-54	Strength	345	39.09e	29.32e	23.46e	18.88e	13.87e	10.62e	8.39e	6.80e	5.62e	4.72e	4.02e	3.47e	3.02e
	L/360		158	66.5	34.0	19.7	12.4	8.31	5.84	4.25	3.20	2.46	1.94	1.55	1.26
800S300-68	Strength	345	78.90e	58.60e	37.49e	26.04e	19.13e	14.65e	11.57e	9.37e	7.75e	6.51e	5.55e	4.78e	4.17e
	L/360		202	85.3	43.7	25.3	15.9	10.7	7.49	5.46	4.10	3.16	2.49	1.99	1.62
800S300-97	Strength	345	168.91e	95.02e	60.80e	42.23e	31.03e	23.75e	18.77e	15.20e	12.56e	10.56e	9.00e	7.76e	6.76e
	L/360		291	123	62.8	36.3	22.9	15.3	10.8	7.85	5.89	4.54	3.57	2.86	2.32

NOTE: "e" web stiffeners required at ends.

UNIFORM DISTRIBUTED HEADER LOADS (kN/m)

Strength - Factored Loads

L/360 - Specified Loads

Section	Design Criteria	F _y (MPa)	Span (m)												
			1.2	1.6	2.0	2.4	2.8	3.2	3.6	4.0	4.4	4.8	5.2	5.6	6.0
1000S162-54	Strength	345	31.05e	23.29e	18.63e	15.52e	13.31e	10.66e	8.42e	6.82e	5.64e	4.74e	4.04e	3.48e	3.03e
	L/360		192	80.8	41.4	23.9	15.1	10.1	7.09	5.17	3.89	2.99	2.35	1.88	1.53
1000S162-68	Strength	345	62.54e	46.91e	37.52e	26.47e	19.45e	14.89e	11.77e	9.53e	7.88e	6.62e	5.64e	4.86e	4.24e
	L/360		245	103	53.0	30.7	19.3	12.9	9.08	6.62	4.97	3.83	3.01	2.41	1.96
1000S162-97	Strength	345	174.06e	97.92e	62.65e	43.51e	31.97e	24.48e	19.34e	15.67e	12.95e	10.88e	9.27e	7.99e	6.96e
	L/360		349	147	75.5	43.7	27.5	18.4	12.9	9.43	7.09	5.46	4.29	3.44	2.80
1000S200-54	Strength	345	31.05e	23.29e	18.63e	15.52e	13.31e	11.64e	9.73e	7.88e	6.51e	5.47e	4.66e	4.02e	3.50e
	L/360		219	92.5	47.3	27.4	17.3	11.6	8.12	5.92	4.45	3.42	2.69	2.16	1.75
1000S200-68	Strength	345	62.54e	46.91e	37.52e	30.29e	22.26e	17.04e	13.46e	10.91e	9.01e	7.57e	6.45e	5.56e	4.85e
	L/360		280	118	60.4	35.0	22.0	14.8	10.4	7.55	5.67	4.37	3.44	2.75	2.24
1000S200-97	Strength	345	184.39e	110.78e	70.88e	49.23e	36.17e	27.69e	21.88e	17.72e	14.65e	12.31e	10.49e	9.04e	7.88e
	L/360		398	168	86.0	49.8	31.4	21.0	14.8	10.8	8.08	6.22	4.89	3.92	3.19
1000S250-54	Strength	345	31.05e	23.29e	18.63e	15.52e	13.31e	11.64e	10.26e	8.31e	6.87e	5.77e	4.92e	4.24e	3.69e
	L/360		251	106	54.1	31.3	19.7	13.2	9.28	6.77	5.08	3.92	3.08	2.47	2.01
1000S250-68	Strength	345	62.54e	46.91e	37.52e	31.27e	23.50e	17.99e	14.22e	11.52e	9.52e	8.00e	6.81e	5.88e	5.12e
	L/360		320	135	69.1	40.0	25.2	16.9	11.9	8.64	6.49	5.00	3.93	3.15	2.56
1000S250-97	Strength	345	184.39e	117.64e	75.27e	52.28e	38.41e	29.40e	23.23e	18.82e	15.55e	13.07e	11.14e	9.60e	8.36e
	L/360		449	190	97.1	56.2	35.4	23.7	16.7	12.1	9.12	7.02	5.52	4.42	3.60
1000S300-54	Strength	345	31.05e	23.29e	18.63e	15.52e	13.31e	11.64e	10.35e	8.56e	7.08e	5.95e	5.07e	4.37e	3.81e
	L/360		263	111	56.8	32.9	20.7	13.9	9.74	7.10	5.33	4.11	3.23	2.59	2.10
1000S300-68	Strength	345	62.54e	46.91e	37.52e	31.27e	24.28e	18.59e	14.69e	11.90e	9.83e	8.26e	7.04e	6.07e	5.29e
	L/360		342	144	73.9	42.8	26.9	18.0	12.7	9.23	6.94	5.34	4.20	3.36	2.74
1000S300-97	Strength	345	184.39e	122.22e	78.20e	54.31e	39.91e	30.55e	24.14e	19.55e	16.16e	13.58e	11.57e	9.98e	8.69e
	L/360		492	208	106	61.5	38.7	25.9	18.2	13.3	9.97	7.68	6.04	4.84	3.93

NOTE: "e" web stiffeners required at ends.

UNIFORM DISTRIBUTED HEADER LOADS (kN/m)

Strength - Factored Loads

L/360 - Specified Loads

Section	Design Criteria	F _y (MPa)	Span (m)												
			1.2	1.6	2.0	2.4	2.8	3.2	3.6	4.0	4.4	4.8	5.2	5.6	6.0
1200S162-68	Strength	345	51.80e	38.85e	31.08e	25.90e	22.20e	17.47e	13.80e	11.18e	9.24e	7.77e	6.62e	5.70e	4.97e
	L/360		376	158	81.1	46.9	29.6	19.8	13.9	10.1	7.62	5.87	4.62	3.69	3.00
1200S162-97	Strength	345	152.30e	114.23e	75.32e	52.31e	38.43e	29.42e	23.25e	18.83e	15.56e	13.08e	11.14e	9.61e	8.37e
	L/360		548	231	118	68.4	43.1	28.9	20.3	14.8	11.1	8.56	6.73	5.39	4.38
1200S200-68	Strength	345	51.80e	38.85e	31.08e	25.90e	22.20e	19.42e	15.98e	12.94e	10.69e	8.99e	7.66e	6.60e	5.75e
	L/360		426	180	92.0	53.3	33.5	22.5	15.8	11.5	8.64	6.66	5.24	4.19	3.41
1200S200-97	Strength	345	152.30e	114.23e	85.84e	59.62e	43.80e	33.53e	26.50e	21.46e	17.74e	14.90e	12.70e	10.95e	9.54e
	L/360		619	261	134	77.3	48.7	32.6	22.9	16.7	12.6	9.67	7.60	6.09	4.95
1200S250-68	Strength	345	51.80e	38.85e	31.08e	25.90e	22.20e	19.42e	17.02e	13.79e	11.40e	9.58e	8.16e	7.04e	6.13e
	L/360		470.6	198.6	101.6	58.8	37.1	24.8	17.4	12.7	9.55	7.35	5.78	4.63	3.76
1200S250-97	Strength	345	152.30e	114.23e	91.38e	63.60e	46.73e	35.77e	28.27e	22.90e	18.92e	15.90e	13.55e	11.68e	10.18e
	L/360		693	292	150	86.61	54.6	36.5	25.7	18.7	14.1	10.8	8.52	6.82	5.54
1200S300-68	Strength	345	51.80e	38.85e	31.08e	25.90e	22.20e	19.42e	17.27e	14.33e	11.84e	9.95e	8.48e	7.31e	6.37e
	L/360		529	223	114	66.2	41.7	27.9	19.6	14.3	10.7	8.27	6.50	5.21	4.23
1200S300-97	Strength	345	152.30e	114.23e	91.38e	66.25e	48.68e	37.27e	29.45e	23.85e	19.71e	16.56e	14.11e	12.17e	10.60e
	L/360		761	321	164	95.1	59.9	40.1	28.2	20.6	15.4	11.9	9.35	7.49	6.09

NOTE: "e" web stiffeners required at ends.

UNIFORM DISTRIBUTED HEADER LOADS (kN/m)

Strength - Factored Loads

L/360 - Specified Loads

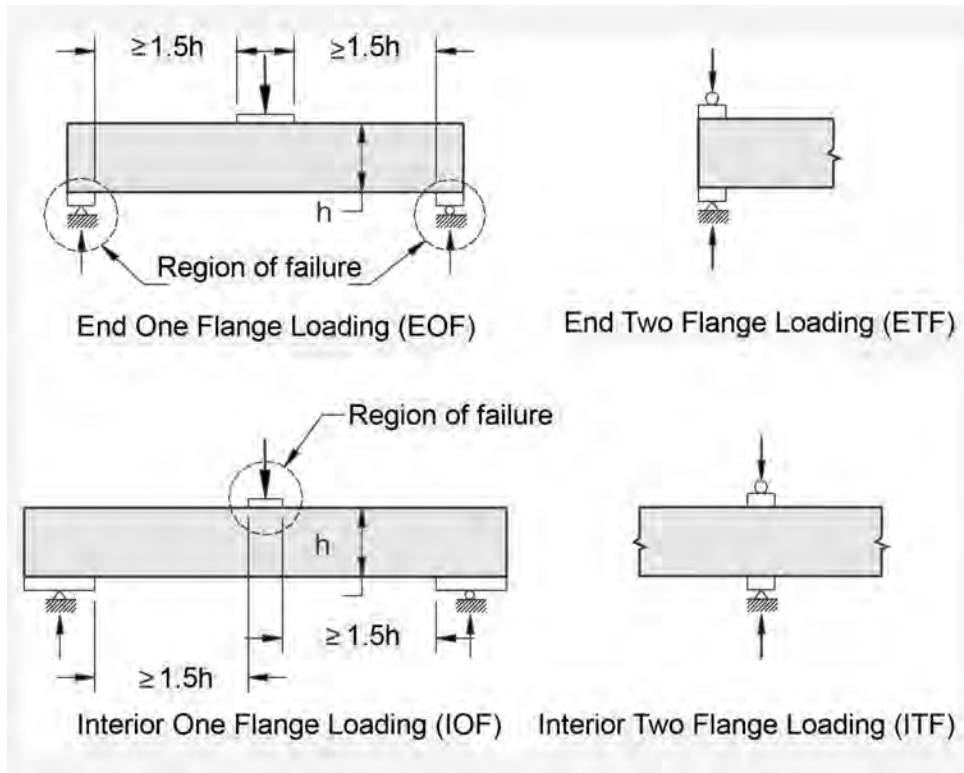
Section	Design Criteria	F _y (MPa)	Span (m)												
			1.2	1.6	2.0	2.4	2.8	3.2	3.6	4.0	4.4	4.8	5.2	5.6	6.0
1400S162-68	Strength	345	44.20e	33.16e	26.52e	22.10e	18.95e	16.58e	14.73e	12.60e	10.41e	8.75e	7.46e	6.43e	5.60e
	L/360		537	227	116	67.2	42.3	28.3	19.9	14.5	10.9	8.40	6.60	5.29	4.30
1400S162-97	Strength	345	129.72e	97.30e	77.83e	60.12e	44.17e	33.81e	26.72e	21.64e	17.89e	15.03e	12.81e	11.04e	9.62e
	L/360		794	335	172	99.3	62.5	41.9	29.4	21.5	16.1	12.4	9.76	7.82	6.35
1400S200-68	Strength	345	44.20e	33.16e	26.52e	22.10e	18.95e	16.58e	14.73e	13.26e	12.06e	10.22e	8.71e	7.51e	6.54e
	L/360		607	256	131	75.9	47.8	32.0	22.5	16.4	12.3	9.49	7.46	5.97	4.86
1400S200-97	Strength	345	129.72e	97.30e	77.83e	64.86e	50.73e	38.84e	30.69e	24.86e	20.54e	17.26e	14.71e	12.68e	11.05e
	L/360		892	376	193	112	70.2	47.1	33.1	24.1	18.1	13.9	11.0	8.78	7.14
1400S250-68	Strength	345	44.20e	33.16e	26.52e	22.10e	18.95e	16.58e	14.73e	13.26e	12.06e	11.01e	9.38e	8.09e	7.04e
	L/360		667	282	144	83.4	52.5	35.2	24.7	18.0	13.5	10.4	8.20	6.57	5.34
1400S250-97	Strength	345	129.72e	97.30e	77.83e	64.86e	54.51e	41.73e	32.97e	26.71e	22.07e	18.55e	15.80e	13.63e	11.87e
	L/360		994	419	215	124	78.23	52.4	36.8	26.8	20.2	15.5	12.2	9.78	7.95
1400S300-68	Strength	345	44.20e	33.16e	26.52e	22.10e	18.95e	16.58e	14.73e	13.26e	12.06e	11.05e	9.82e	8.47e	7.38e
	L/360		704	297	152	88.0	55.4	37.1	26.1	19.0	14.3	11.0	8.66	6.93	5.63
1400S300-97	Strength	345	129.72e	97.30e	77.83e	64.86e	55.60e	43.71e	34.54e	27.97e	23.12e	19.43e	16.55e	14.27e	12.43e
	L/360		1074	453	232	134	84.5	56.6	39.8	29.0	21.8	16.8	13.2	10.6	8.59

NOTE: "e" web stiffeners required at ends.

Web Crippling Data

Table Notes

- 1 The factored web crippling data is based on Section G5 of S136-16.
- 2 For single web members, the coefficients and resistance factors are based on Table G5-2. If $N/h > 2$, then N can not be greater than $2h$. If $N/t > 210$, then N can not be greater than $210t$.
- 3 For back-to-back members, the coefficients and resistance factors are based on Table G5-1. If $N/h > 1$, then N can not be greater than h . If $N/t > 210$, then N can not be greater than $210t$.
- 4 Coefficients and resistance factors are based on members "Fastened to Support", except for back-to-back members under two-flange loading, the coefficients and resistance factors "Unfastened to Support" are used.
- 5 For back-to-back members, the distance between web connectors and flange shall be kept to a minimum.
- 6 Calculations are based on unperforated webs. Resistance reductions for end and interior one flange loading near punchouts can be calculated based on Section G6 of S136-16.



FACTORED WEB CRIPPLING DATA FOR SINGLE WEB MEMBERS (Metric)

Section Depth (mm)	Designation Thickness (mil)	Base Design Thickness (mm)	F _y (MPa)	h/t	FACTORED WEB CRIPPLING DATA (kN)							
					EOF		IOF		ETF		ITF	
					P _{eo1}	P _{eo2}	P _{io1}	P _{io2}	P _{et1}	P _{et2}	P _{it1}	P _{it2}
92	33	0.879	230	98.3	0.33	0.12	1.09	0.15	0.46	0.05	1.55	0.12
	43	1.146	230	75.2	0.61	0.21	2.02	0.28	0.88	0.11	2.86	0.23
	54	1.438	345	59.0	1.50	0.52	4.92	0.69	2.28	0.27	7.14	0.57
	68	1.811	345	45.8	2.43	0.85	7.87	1.10	3.87	0.46	11.8	0.94
	97	2.583	345	30.6	5.08	1.78	16.2	2.27	8.57	1.03	25.1	2.01
102	33	0.879	230	109	0.33	0.12	1.08	0.15	0.43	0.05	1.52	0.12
	43	1.146	230	83.5	0.60	0.21	2.01	0.28	0.85	0.10	2.81	0.22
	54	1.438	345	65.7	1.48	0.52	4.89	0.68	2.21	0.27	7.02	0.56
	68	1.811	345	51.1	2.41	0.84	7.84	1.10	3.77	0.45	11.6	0.93
	97	2.583	345	34.3	5.05	1.77	16.2	2.27	8.39	1.01	24.8	1.98
152	33	0.879	230	167	0.31	0.11	1.05	0.15	0.33	0.04	1.34	0.11
	43	1.146	230	128	0.57	0.20	1.96	0.27	0.69	0.08	2.54	0.20
	54	1.438	345	101	1.41	0.50	4.79	0.67	1.87	0.22	6.46	0.52
	68	1.811	345	79.2	2.31	0.81	7.70	1.08	3.29	0.39	10.8	0.86
	97	2.583	345	54.0	4.88	1.71	15.9	2.23	7.55	0.91	23.4	1.87
203	43	1.146	230	172	0.54	0.19	1.92	0.27	0.56	0.07	2.32	0.19
	54	1.438	345	136	1.36	0.48	4.70	0.66	1.59	0.19	5.98	0.48
	68	1.811	345	107	2.23	0.78	7.57	1.06	2.89	0.35	10.1	0.81
	97	2.583	345	73.7	4.74	1.66	15.7	2.20	6.86	0.82	22.2	1.78
254	54	1.438	345	172	1.31	0.46	4.63	0.65	1.34	0.16	5.57	0.45
	68	1.811	345	135	2.16	0.75	7.46	1.04	2.53	0.30	9.52	0.76
	97	2.583	345	93.3	4.61	1.61	15.5	2.17	6.26	0.75	21.2	1.70
305	68	1.811	345	163	2.09	0.73	7.37	1.03	2.22	0.27	8.99	0.72
	97	2.583	345	113	4.50	1.58	15.4	2.15	5.72	0.69	20.3	1.62
356	68	1.811	345	191	2.03	0.71	7.28	1.02	1.93	0.23	8.50	0.68
	97	2.583	345	133	4.40	1.54	15.2	2.13	5.22	0.63	19.5	1.56

NOTES:

1. Factored end one flange web crippling resistance (EOF), $P_{reo} = P_{eo1} + P_{eo2}[N/t]^{1/2}$
2. Factored interior one flange web crippling resistance (IOF), $P_{rio} = P_{io1} + P_{io2}[N/t]^{1/2}$
3. Factored end two flange web crippling resistance (ETF), $P_{ret} = P_{et1} + P_{et2}[N/t]^{1/2}$
4. Factored interior two flange web crippling resistance (ITF), $P_{rit} = P_{it1} + P_{it2}[N/t]^{1/2}$

FACTORED WEB CRIPPLING DATA FOR BACK TO BACK WEB MEMBERS (Metric)

Section Depth (mm)	Designation Thickness (mil)	Base Design Thickness (mm)	F _y (MPa)	h/t	FACTORED WEB CRIPPLING DATA (kN)							
					EOF		IOF		ETF		ITF	
					P _{eo1}	P _{eo2}	P _{io1}	P _{io2}	P _{et1}	P _{et2}	P _{it1}	P _{it2}
92	33	0.879	230	98.3	1.65	0.46	4.00	0.44	1.85	0.15	3.93	0.31
	43	1.146	230	75.2	2.93	0.82	7.16	0.79	3.48	0.28	7.52	0.60
	54	1.438	345	59.0	7.03	1.97	17.2	1.89	8.85	0.71	19.1	1.53
	68	1.811	345	45.8	11.2	3.13	27.3	3.01	14.8	1.18	32.0	2.56
	97	2.583	345	30.6	22.7	6.37	55.7	6.13	32.1	2.57	69.4	5.56
102	33	0.879	230	109	1.65	0.46	3.99	0.44	1.79	0.14	3.79	0.30
	43	1.146	230	83.5	2.93	0.82	7.15	0.79	3.39	0.27	7.30	0.58
	54	1.438	345	65.7	7.03	1.97	17.2	1.89	8.63	0.69	18.7	1.49
	68	1.811	345	51.1	11.2	3.13	27.3	3.01	14.5	1.16	31.3	2.50
	97	2.583	345	34.3	22.7	6.37	55.7	6.12	31.6	2.53	68.3	5.46
152	33	0.879	230	167	1.65	0.46	3.99	0.44	1.48	0.12	3.14	0.25
	43	1.146	230	128	2.92	0.82	7.14	0.79	2.92	0.23	6.31	0.50
	54	1.438	345	101	7.01	1.96	17.2	1.89	7.64	0.61	16.5	1.32
	68	1.811	345	79.2	11.1	3.12	27.3	3.00	13.1	1.04	28.2	2.26
	97	2.583	345	54.0	22.7	6.36	55.6	6.12	29.1	2.33	63.0	5.04
203	43	1.146	230	172	2.91	0.82	7.13	0.78	2.54	0.20	5.47	0.44
	54	1.438	345	136	7.00	1.96	17.1	1.89	6.81	0.54	14.7	1.18
	68	1.811	345	107	11.1	3.12	27.2	3.00	11.9	0.95	25.7	2.05
	97	2.583	345	73.7	22.7	6.35	55.5	6.11	27.1	2.17	58.6	4.69
254	54	1.438	345	172	6.99	1.96	17.1	1.88	6.08	0.49	13.1	1.05
	68	1.811	345	135	11.1	3.11	27.2	2.99	10.8	0.87	23.4	1.88
	97	2.583	345	93.3	22.7	6.34	55.5	6.10	25.3	2.02	54.7	4.38
305	68	1.811	345	163	11.1	3.11	27.2	2.99	9.91	0.79	21.4	1.71
	97	2.583	345	113	22.6	6.34	55.4	6.10	23.7	1.90	51.3	4.10
356	68	1.811	345	191	11.1	3.10	27.1	2.99	9.05	0.72	19.6	1.57
	97	2.583	345	133	22.6	6.33	55.4	6.09	22.2	1.78	48.1	3.85

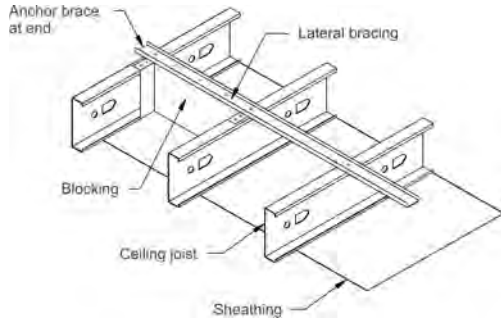
NOTES:

1. Factored end one flange web crippling resistance (EOF), $P_{reo} = P_{eo1} + P_{eo2}[N/t]^{1/2}$
2. Factored interior one flange web crippling resistance (IOF), $P_{rio} = P_{io1} + P_{io2}[N/t]^{1/2}$
3. Factored end two flange web crippling resistance (ETF), $P_{ret} = P_{et1} + P_{et2}[N/t]^{1/2}$
4. Factored interior two flange web crippling resistance (ITF), $P_{rit} = P_{it1} + P_{it2}[N/t]^{1/2}$

S-Section Ceiling Span Tables

Table Notes

- 1 Values are for simple span conditions.
- 2 For "Unbraced" case, the factored moment resistance is based on Sections F2 and F3 of S136-16 with the unbraced length assumed to be the listed span.
- 3 For "Midspan" braced case, the factored moment resistance is based on Sections F2 and F3 of S136-16 with the unbraced length assumed to be half of the listed span.
- 4 Web crippling check is based on 25 mm of bearing at end supports.
- 5 Web crippling and shear capacity have not been reduced for punchouts. If web punchouts occur near supports, members must be checked for reduced shear and web crippling in accordance with S136-16.



LIMITING CEILING SPANS (m) - L/240

Specified dead load		0.2 kPa						0.3 kPa						0.6 kPa					
Stud Designation	F _y (MPa)	Lateral Support of Compression Flange Unsupported			Midspan			Lateral Support of Compression Flange Unsupported			Midspan			Lateral Support of Compression Flange Unsupported			Midspan		
		Joist Spacing (mm) o.c.			Joist Spacing (mm) o.c.			Joist Spacing (mm) o.c.			Joist Spacing (mm) o.c.			Joist Spacing (mm) o.c.			Joist Spacing (mm) o.c.		
		305	406	610	305	406	610	305	406	610	305	406	610	305	406	610	305	406	610
162S125-18	230	2.39	2.21	1.99	2.48	2.24	1.95	2.14	1.99	1.74	2.15	1.95	1.70	1.74	1.57	1.36	1.70	1.54	1.35
162S125-33	230	3.03	2.78	2.46	3.10	2.81	2.45	2.69	2.46	2.15	2.70	2.45	2.14	2.15	1.95	1.70	2.14	1.94	1.70
250S125-18	230	2.70	2.50	2.25	3.47	3.14	2.72	2.43	2.25	2.03	3.01	2.72	2.37	2.03	1.88	1.69e	2.37	2.14e	1.85e
250S125-33	230	3.33	3.06	2.73	4.29	3.90	3.40	2.96	2.73	2.44	3.75	3.40	2.96	2.44	2.25	2.02	2.96	2.69	2.35
250S125-43	230	3.75	3.44	3.05	4.66	4.23	3.70	3.32	3.05	2.70	4.07	3.70	3.23	2.70	2.48	2.21	3.23	2.93	2.56
362S125-18	230	3.01	2.80	2.52	4.02	3.69	3.22	2.71	2.52	2.27	3.56	3.22	2.76e	2.27	2.11e	1.90e	2.76e	2.45e	2.05e
362S125-33	230	3.65	3.37	3.01	5.12	4.72	4.21	3.26	3.01	2.70	4.56	4.21	3.77	2.70	2.50	2.24	3.77	3.46	2.99
362S125-43	230	4.06	3.73	3.32	5.62	5.19	4.63	3.61	3.32	2.96	5.02	4.63	4.14	2.96	2.73	2.44	4.14	3.81	3.35
362S162-33	230	4.67	4.32	3.87	6.25	5.68	4.96	4.18	3.87	3.48	5.46	4.96	4.34	3.48	3.23	2.90	4.34	3.94	3.44
362S162-43	230	5.15	4.74	4.23	6.80	6.18	5.40	4.59	4.23	3.79	5.94	5.40	4.72	3.79	3.50	3.14	4.72	4.29	3.74
400S125-18	230	3.10	2.88	2.60	4.15	3.80	3.34	2.80	2.60	2.34	3.67	3.34	2.87e	2.34	2.18e	1.96e	2.87e	2.56e	2.15e
400S125-33	230	3.74	3.46	3.09	5.25	4.85	4.32	3.34	3.09	2.77	4.69	4.32	3.87	2.77	2.57	2.31	3.87	3.57	3.11
400S125-43	230	4.16	3.82	3.40	5.77	5.32	4.75	3.69	3.40	3.03	5.15	4.75	4.25	3.03	2.80	2.50	4.25	3.92	3.47
400S162-33	230	4.79	4.43	3.98	6.75	6.13	5.35	4.29	3.98	3.57	5.89	5.35	4.68	3.57	3.31	2.98	4.68	4.25	3.71
400S162-43	230	5.27	4.86	4.34	7.34	6.67	5.83	4.70	4.34	3.88	6.41	5.83	5.09	3.88	3.59	3.22	5.09	4.62	4.04
600S125-33	230	4.18	3.87	3.47	5.98	5.55	5.00	3.75	3.47	3.12	5.38	5.00	4.48	3.12	2.89	2.60	4.48	4.13	3.70
600S125-43	230	4.58	4.23	3.78	6.48	5.99	5.38	4.09	3.78	3.38	5.81	5.38	4.83	3.38	3.13	2.80	4.83	4.48	4.03
600S162-33	230	5.35	4.95	4.46	7.70	7.15	6.45	4.80	4.46	4.01	6.94	6.45	5.81	4.01	3.72	3.35	5.81	5.40	4.83e
600S162-43	230	5.83	5.39	4.83	8.31	7.70	6.92	5.22	4.83	4.33	7.46	6.92	6.23	4.33	4.01	3.61	6.23	5.78	5.20

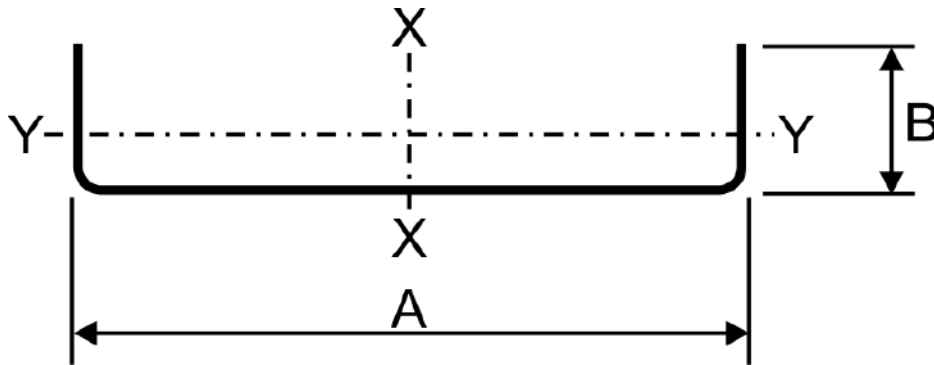
NOTE: "e" indicates that web stiffeners are required at ends.

LIMITING CEILING SPANS (m) - L/360

Specified dead load		0.2 kPa						0.3 kPa						0.6 kPa					
Stud Designation	F _y (MPa)	Lateral Support of Compression Flange Unsupported			Midspan			Lateral Support of Compression Flange Unsupported			Midspan			Lateral Support of Compression Flange Unsupported			Midspan		
		Joist Spacing (mm) o.c.			Joist Spacing (mm) o.c.			Joist Spacing (mm) o.c.			Joist Spacing (mm) o.c.			Joist Spacing (mm) o.c.			Joist Spacing (mm) o.c.		
		305	406	610	305	406	610	305	406	610	305	406	610	305	406	610	305	406	610
162S125-18	230	2.23	2.02	1.76	2.16	1.96	1.70	1.94	1.76	1.52	1.88	1.70	1.48	1.52	1.38	1.19	1.48	1.35	1.18
162S125-33	230	2.71	2.46	2.15	2.70	2.45	2.14	2.36	2.15	1.88	2.36	2.14	1.87	1.88	1.71	1.49	1.87	1.70	1.48
250S125-18	230	2.70	2.50	2.25	3.03	2.74	2.38	2.43	2.25	2.03	2.63	2.38	2.07	2.03	1.88	1.67e	2.07	1.87	1.63e
250S125-33	230	3.33	3.06	2.73	3.75	3.40	2.97	2.96	2.73	2.44	3.27	2.97	2.59	2.44	2.25	2.02	2.59	2.35	2.05
250S125-43	230	3.75	3.44	3.05	4.07	3.70	3.23	3.32	3.05	2.70	3.55	3.23	2.82	2.70	2.48	2.21	2.82	2.56	2.24
362S125-18	230	3.01	2.80	2.52	4.02	3.68	3.18	2.71	2.52	2.27	3.52	3.18	2.76e	2.27	2.11e	1.90e	2.76e	2.45e	2.05e
362S125-33	230	3.65	3.37	3.01	4.99	4.54	3.96	3.26	3.01	2.70	4.36	3.96	3.46	2.70	2.50	2.24	3.46	3.14	2.74
362S125-43	230	4.06	3.73	3.32	5.43	4.93	4.31	3.61	3.32	2.96	4.74	4.31	3.76	2.96	2.73	2.44	3.76	3.42	2.99
362S162-33	230	4.67	4.32	3.87	5.46	4.96	4.34	4.18	3.87	3.48	4.77	4.34	3.79	3.48	3.23	2.90	3.79	3.44	3.01
362S162-43	230	5.15	4.74	4.23	5.94	5.40	4.72	4.59	4.23	3.79	5.19	4.72	4.12	3.79	3.50	3.14	4.12	3.74	3.27
400S125-18	230	3.10	2.88	2.60	4.15	3.80	3.34	2.80	2.60	2.34	3.67	3.34	2.87e	2.34	2.18e	1.96e	2.87e	2.56e	2.15e
400S125-33	230	3.74	3.46	3.09	5.25	4.85	4.28	3.34	3.09	2.77	4.69	4.28	3.74	2.77	2.57	2.31	3.74	3.39	2.96
400S125-43	230	4.16	3.82	3.40	5.77	5.32	4.65	3.69	3.40	3.03	5.12	4.65	4.07	3.03	2.80	2.50	4.07	3.69	3.23
400S162-33	230	4.79	4.43	3.98	5.89	5.35	4.68	4.29	3.98	3.57	5.15	4.68	4.09	3.57	3.31	2.98	4.09	3.71	3.24
400S162-43	230	5.27	4.86	4.34	6.41	5.83	5.09	4.70	4.34	3.88	5.60	5.09	4.45	3.88	3.59	3.22	4.45	4.04	3.53
600S125-33	230	4.18	3.87	3.47	5.98	5.55	5.00	3.75	3.47	3.12	5.38	5.00	4.48	3.12	2.89	2.60	4.48	4.13	3.70
600S125-43	230	4.58	4.23	3.78	6.48	5.99	5.38	4.09	3.78	3.38	5.81	5.38	4.83	3.38	3.13	2.80	4.83	4.48	4.03
600S162-33	230	5.35	4.95	4.46	7.70	7.15	6.42	4.80	4.46	4.01	6.94	6.42	5.61	4.01	3.72	3.35	5.61	5.10	4.45e
600S162-43	230	5.83	5.39	4.83	8.31	7.70	6.92	5.22	4.83	4.33	7.46	6.92	6.11	4.33	4.01	3.61	6.11	5.55	4.85

NOTE: "e" indicates that web stiffeners are required at ends.

U-Channel Section Properties



Note: Inside bend radius taken as 2.38 mm.

Section Designation	Base Design Thickness (mm)	Depth A (mm)	Flange B (mm)	F _y (MPa)	GROSS							EFFECTIVE		
					Mass (kg/m)	Area (E+03) (mm ²)	I _x (E+06) (mm ⁴)	r _x (mm)	I _y (E+06) (mm ⁴)	r _y (mm)	V _{rg} (kN)	I _{xd} (E+06) (mm ⁴)	S _{xe} (E+03) (mm ³)	M _{rx} (kN-m)
75U50-54	1.438	19.1	12.7	230	0.440	0.0562	0.00302	7.34	0.000878	3.96	1.86	0.00302	0.318	0.0776
75U50-54	1.438	19.1	12.7	345	0.440	0.0562	0.00302	7.34	0.000878	3.96	2.82	0.00302	0.318	0.1150
150U50-43	1.146	38.1	12.7	230	0.531	0.0677	0.0135	14.1	0.000941	3.73	4.03	0.01347	0.706	0.1678
150U50-43	1.146	38.1	12.7	345	0.531	0.0677	0.0135	14.1	0.000941	3.73	6.10	0.01347	0.706	0.2494
150U50-54	1.438	38.1	12.7	230	0.656	0.0836	0.0162	13.9	0.001132	3.68	4.85	0.01622	0.852	0.2085
150U50-54	1.438	38.1	12.7	345	0.656	0.0836	0.0162	13.9	0.001132	3.68	7.35	0.01622	0.852	0.3088
150U75-54	1.438	38.1	19.1	230	0.799	0.1019	0.0224	14.8	0.003600	5.94	4.85	0.02236	1.17	0.2724
150U75-54	1.438	38.1	19.1	345	0.799	0.1019	0.0224	14.8	0.003600	5.94	7.35	0.02236	1.16	0.3586
200U50-54	1.438	50.8	12.7	230	0.799	0.1019	0.0331	18.0	0.001223	3.4798	6.85	0.03313	1.30	0.3197
250U50-54	1.438	63.5	12.7	230	0.943	0.1201	0.0583	22.0	0.001290	3.2766	8.84	0.05830	1.84	0.4497

NOTE: Cold work of forming is applied when applicable.

U-Channel Ceiling Span Tables

Table Notes

- 1 Multiple span indicates two or more equal spans continuous over interior supports.
- 2 Compression flanges assumed unbraced.
- 3 Web crippling based on 19 mm bearing at end and interior supports.

Limiting Ceiling Spans of U-Channels (m) - *L/240*

Specified dead loads			0.20 kPa					0.30 kPa					0.60 kPa					0.70 kPa				
Section Designation	F _y (MPa)	Span Type	Spacing (m) o.c.					Spacing (m) o.c.					Spacing (m) o.c.					Spacing (m) o.c.				
			0.60	1.00	1.20	1.50	1.80	0.60	1.00	1.20	1.50	1.80	0.60	1.00	1.20	1.50	1.80	0.60	1.00	1.20	1.50	1.80
75U050-54	230	Single	1.18	0.99	0.94	0.87	0.82	1.03	0.87	0.82	0.76	0.71	0.82	0.69	0.65	0.60	0.57	0.78	0.66	0.62	0.57	0.54
	230	Multiple	1.46	1.23	1.16	1.07	1.01	1.27	1.07	1.01	0.94	0.88	1.01	0.85	0.80	0.74	0.68	0.96	0.81	0.76	0.69	0.63
150U050-54	230	Single	1.79	1.51	1.42	1.32	1.25	1.56	1.32	1.25	1.16	1.09	1.25	1.06	0.99	0.93	0.87	1.18	1.00	0.95	0.88	0.83
	230	Multiple	2.29	1.93	1.82	1.69	1.59	2.00	1.69	1.59	1.48	1.39	1.59	1.34	1.27	1.18	1.10	1.51	1.28	1.20	1.11	1.03
200U050-54	230	Single	1.88	1.59	1.50	1.39	1.31	1.64	1.39	1.31	1.22	1.15	1.31	1.11	1.05	0.98	0.92	1.25	1.06	1.00	0.93	0.88
	230	Multiple	2.40	2.02	1.91	1.77	1.67	2.10	1.77	1.67	1.55	1.46	1.67	1.41	1.33	1.24	1.17	1.59	1.35	1.27	1.18	1.11
250U050-54	230	Single	1.95	1.65	1.56	1.45	1.37	1.71	1.45	1.37	1.27	1.20	1.37	1.16	1.10	1.02	0.97	1.30	1.11	1.05	0.98	0.92
	230	Multiple	2.49	2.10	1.98	1.84	1.74	2.18	1.84	1.74	1.62	1.52	1.74	1.47	1.39	1.29	1.22	1.65	1.40	1.32	1.23	1.16

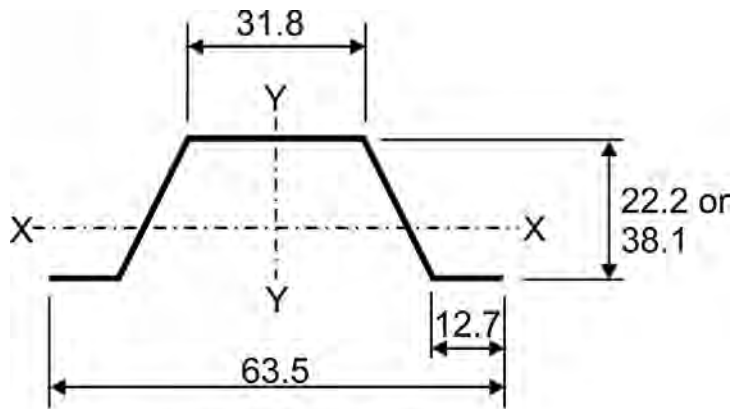
Limiting Ceiling Spans of U-Channels (m) - *L/360*

Specified dead loads			0.20 kPa					0.30 kPa					0.60 kPa					0.70 kPa				
Section Designation	F _y (MPa)	Span Type	Spacing (m) o.c.					Spacing (m) o.c.					Spacing (m) o.c.					Spacing (m) o.c.				
			0.60	1.00	1.20	1.50	1.80	0.60	1.00	1.20	1.50	1.80	0.60	1.00	1.20	1.50	1.80	0.60	1.00	1.20	1.50	1.80
75U050-54	230	Single	1.03	0.87	0.82	0.76	0.71	0.90	0.76	0.71	0.66	0.62	0.71	0.60	0.57	0.53	0.50	0.68	0.57	0.54	0.50	0.47
	230	Multiple	1.27	1.07	1.01	0.94	0.88	1.11	0.94	0.88	0.82	0.77	0.88	0.74	0.70	0.65	0.61	0.84	0.71	0.67	0.62	0.58
150U050-54	230	Single	1.79	1.51	1.42	1.32	1.25	1.56	1.32	1.25	1.16	1.09	1.25	1.05	0.99	0.92	0.87	1.18	1.00	0.94	0.88	0.82
	230	Multiple	2.23	1.88	1.77	1.64	1.55	1.95	1.64	1.55	1.43	1.35	1.55	1.30	1.23	1.14	1.07	1.47	1.24	1.17	1.08	1.02
200U050-54	230	Single	1.88	1.59	1.50	1.39	1.31	1.64	1.39	1.31	1.22	1.15	1.31	1.11	1.05	0.98	0.92	1.25	1.06	1.00	0.93	0.88
	230	Multiple	2.40	2.02	1.91	1.77	1.67	2.10	1.77	1.67	1.55	1.46	1.67	1.41	1.33	1.24	1.17	1.59	1.35	1.27	1.18	1.11
250U050-54	230	Single	1.95	1.65	1.56	1.45	1.37	1.71	1.45	1.37	1.27	1.20	1.37	1.16	1.10	1.02	0.97	1.30	1.11	1.05	0.98	0.92
	230	Multiple	2.49	2.10	1.98	1.84	1.74	2.18	1.84	1.74	1.62	1.52	1.74	1.47	1.39	1.29	1.22	1.65	1.40	1.32	1.23	1.16

Furring Channel Section Properties

Table Notes

- 1 If present, hems and offsets in flanges are ignored.
- 2 Effective properties are the minimum for positive and negative bending.



All dimensions in mm

Section Designation	Base Design Thickness (mm)	F _y (MPa)	GROSS						Effective		
			Mass (kg/m)	Area (E+03) (mm ²)	I _x (E+06) (mm ⁴)	r _x (mm)	I _y (E+06) (mm ⁴)	r _y (mm)	I _{xd} (E+06) (mm ⁴)	S _{xe} (E+03) (mm ³)	M _{rx} (kN-m)
087F125-18	0.478	230	0.365	0.0465	0.00380	9.04	0.0150	18.0	0.00370	0.265	0.0545
087F125-27	0.719	230	0.545	0.0694	0.00555	8.94	0.0223	17.9	0.00555	0.451	0.0922
087F125-30	0.792	230	0.598	0.0762	0.00606	8.92	0.0244	17.9	0.00606	0.508	0.104
087F125-33	0.879	230	0.661	0.0843	0.00664	8.89	0.0270	17.9	0.00664	0.562	0.115
087F125-43	1.146	230	0.853	0.109	0.00836	8.76	0.0346	17.9	0.00836	0.708	0.145
150F125-18	0.478	230	0.481	0.0613	0.01311	14.6	0.0194	17.8	0.0128	0.567	0.116
150F125-27	0.719	230	0.719	0.0916	0.01933	14.5	0.0288	17.7	0.0193	0.939	0.192
150F125-30	0.792	230	0.792	0.101	0.02117	14.5	0.0316	17.7	0.0212	1.06	0.216
150F125-33	0.879	230	0.875	0.111	0.02331	14.5	0.0349	17.7	0.0233	1.17	0.238
150F125-43	1.146	230	1.13	0.144	0.02969	14.4	0.0448	17.6	0.0297	1.49	0.304

Furring Channel Ceiling Span Tables

Table Notes

- 1 Single spans are the minimum span based on moment, shear, web crippling, or deflection.
- 2 Multiple spans are for two or more equal continuous spans with span length measured from support to support.
- 3 Web crippling check is based on a bearing length of 25 mm at end and interior supports.
- 4 Multiple spans are the minimum span based on moment, shear, web crippling, combined bending and shear, combined bending and web crippling, or deflection.

Limiting Ceiling Spans of Furring Channels (m) - L/240

Specified dead loads			0.20 kPa			0.30 kPa			0.60 kPa		
Section Designation	F _y (MPa)	Span Type	Spacing (mm) o.c.			Spacing (mm) o.c.			Spacing (mm) o.c.		
			305	406	610	305	406	610	305	406	610
087F125-18	230	Single	1.58	1.43	1.25	1.38	1.25	1.09	1.09	0.99	0.87
		Multiple	1.95	1.77	1.55	1.70	1.55	1.35	1.35	1.20	0.98
087F125-27	230	Single	1.81	1.64	1.44	1.58	1.44	1.25	1.25	1.14	1.00
		Multiple	2.23	2.03	1.77	1.95	1.77	1.55	1.55	1.41	1.23
087F125-30	230	Single	1.86	1.69	1.48	1.63	1.48	1.29	1.29	1.17	1.02
		Multiple	2.30	2.09	1.83	2.01	1.83	1.60	1.60	1.45	1.27
087F125-33	230	Single	1.92	1.74	1.52	1.68	1.52	1.33	1.33	1.21	1.06
		Multiple	2.37	2.16	1.88	2.07	1.88	1.65	1.65	1.49	1.31
087F125-43	230	Single	2.07	1.88	1.65	1.81	1.65	1.44	1.44	1.31	1.14
		Multiple	2.56	2.33	2.03	2.24	2.03	1.78	1.78	1.61	1.41
150F125-18	230	Single	2.39	2.17	1.90	2.09	1.90	1.66	1.66	1.51	1.32
		Multiple	2.95	2.68	2.34	2.58	2.34	2.02	2.02	1.75	1.43
150F125-27	230	Single	2.74	2.49	2.18	2.39	2.18	1.90	1.90	1.73	1.51
		Multiple	3.39	3.08	2.69	2.96	2.69	2.35	2.35	2.13	1.83
150F125-30	230	Single	2.83	2.57	2.24	2.47	2.24	1.96	1.96	1.78	1.56
		Multiple	3.49	3.17	2.77	3.05	2.77	2.42	2.42	2.20	1.92
150F125-33	230	Single	2.92	2.65	2.32	2.55	2.32	2.02	2.02	1.84	1.61
		Multiple	3.61	3.28	2.86	3.15	2.86	2.50	2.50	2.27	1.98
150F125-43	230	Single	3.16	2.87	2.51	2.76	2.51	2.19	2.19	1.99	1.74
		Multiple	3.91	3.55	3.10	3.41	3.10	2.71	2.71	2.46	2.15

Limiting Ceiling Spans of Furring Channels (m) - L/360

Specified dead loads			0.20 kPa			0.30 kPa			0.60 kPa		
Section Designation	F _y (MPa)	Span Type	Spacing (mm) o.c.			Spacing (mm) o.c.			Spacing (mm) o.c.		
			305	406	610	305	406	610	305	406	610
087F125-18	230	Single	1.38	1.25	1.09	1.21	1.09	0.96	0.96	0.87	0.76
		Multiple	1.70	1.55	1.35	1.49	1.35	1.18	1.18	1.07	0.94
087F125-27	230	Single	1.58	1.44	1.25	1.38	1.25	1.10	1.10	1.00	0.87
		Multiple	1.95	1.77	1.55	1.71	1.55	1.35	1.35	1.23	1.07
087F125-30	230	Single	1.63	1.48	1.29	1.42	1.29	1.13	1.13	1.02	0.90
		Multiple	2.01	1.83	1.60	1.76	1.60	1.39	1.39	1.27	1.11
087F125-33	230	Single	1.68	1.52	1.33	1.47	1.33	1.16	1.16	1.06	0.92
		Multiple	2.07	1.88	1.65	1.81	1.65	1.44	1.44	1.31	1.14
087F125-43	230	Single	1.81	1.65	1.44	1.58	1.44	1.26	1.26	1.14	1.00
		Multiple	2.24	2.03	1.78	1.95	1.78	1.55	1.55	1.41	1.23
150F125-18	230	Single	2.09	1.90	1.66	1.82	1.66	1.45	1.45	1.32	1.15
		Multiple	2.58	2.34	2.05	2.25	2.05	1.79	1.79	1.63	1.42
150F125-27	230	Single	2.39	2.18	1.90	2.09	1.90	1.66	1.66	1.51	1.32
		Multiple	2.96	2.69	2.35	2.58	2.35	2.05	2.05	1.86	1.63
150F125-30	230	Single	2.47	2.24	1.96	2.16	1.96	1.71	1.71	1.56	1.36
		Multiple	3.05	2.77	2.42	2.66	2.42	2.12	2.12	1.92	1.68
150F125-33	230	Single	2.55	2.32	2.02	2.23	2.02	1.77	1.77	1.61	1.40
		Multiple	3.15	2.86	2.50	2.75	2.50	2.18	2.18	1.98	1.73
150F125-43	230	Single	2.76	2.51	2.19	2.41	2.19	1.92	1.92	1.74	1.52
		Multiple	3.41	3.10	2.71	2.98	2.71	2.37	2.37	2.15	1.88

The logo for DASS METAL PRODUCTS features a stylized blue 'D' icon on the left, followed by the word 'DASS' in a large, bold, blue serif font, and 'METAL PRODUCTS' in a smaller, blue, all-caps sans-serif font below it.

DASS

METAL PRODUCTS



-  905 677 0456
-  sales@dassmetal.com
-  370 New Enterprise Way, Vaughan, ON
L4H 0Z3